



US00D455048S

(12) **United States Design Patent**
Marck

(10) **Patent No.:** **US D455,048 S**

(45) **Date of Patent:** **** Apr. 2, 2002**

- (54) **MUG**
- (75) **Inventor:** **Gary G. Marck**, Holland, OH (US)
- (73) **Assignee:** **G. G. Marck & Associates, Inc.**,
Toledo, OH (US)
- (**) **Term:** **14 Years**
- (21) **Appl. No.:** **29/129,758**
- (22) **Filed:** **Sep. 20, 2000**
- (51) **LOC (7) Cl.** **07-01**
- (52) **U.S. Cl.** **D7/536; D7/514**
- (58) **Field of Search** **D7/533, 536, 514,**
D7/515, 509, 622, 623; 220/710.5, 574,
23.86, 719, 793, 713; 248/102; 294/33;
428/34.4

- D334,322 S 3/1993 Huang
- D339,267 S * 9/1993 Hatt D7/514
- 5,249,703 A * 10/1993 Karp 220/719
- D368,830 S 4/1996 Lu
- D377,741 S * 2/1997 Bennett et al. D7/622
- D379,739 S 6/1997 Song
- D401,808 S * 12/1998 Grivsky D7/536
- D408,226 S 4/1999 Hollinger
- D419,374 S 1/2000 Marck
- D429,598 S 8/2000 Marck
- D429,949 S 8/2000 Marck
- D432,353 S 10/2000 Marck
- D434,602 S * 12/2000 Manuel D7/514
- D435,195 S * 12/2000 Joergensen D7/536
- D436,804 S * 1/2001 Wolfe D7/536
- D444,929 S * 7/2001 Cox D32/53.1

* cited by examiner

Primary Examiner—M. N. Pandozzi

(74) *Attorney, Agent, or Firm*—Emch, Schaffer, Schaub & Porcello Co., L.P.A.

(56) **References Cited**

U.S. PATENT DOCUMENTS

- D10,886 S 10/1878 Weller
- D130,486 S 11/1941 Uhrmann
- D143,206 S 12/1945 Gerson
- D157,778 S 3/1950 Neumann
- D221,174 S 7/1971 Benes
- D257,524 S * 11/1980 Heinrich D7/536
- 4,723,801 A 2/1988 Musumeci et al.
- 4,765,393 A * 8/1988 Baxter 165/47
- 4,765,465 A * 8/1988 Yamada et al. 206/217
- D305,194 S 12/1989 Durand
- D308,800 S 6/1990 Durand
- D309,545 S * 7/1990 Ancona et al. D7/507
- 4,943,684 A 7/1990 Kramer


(57) **CLAIM**


The ornamental design for a mug, as shown and described.

DESCRIPTION


FIG. 1 is a front view in perspective of a mug according to the present design;
 FIG. 2 is a first side view in perspective thereof;
 FIG. 3 is a back view in perspective thereof;
 FIG. 4 is a second side view in perspective thereof;
 FIG. 5 is a top view thereof; and,
 FIG. 6 is a bottom view thereof.

1 Claim, 5 Drawing Sheets







— FIG. 1



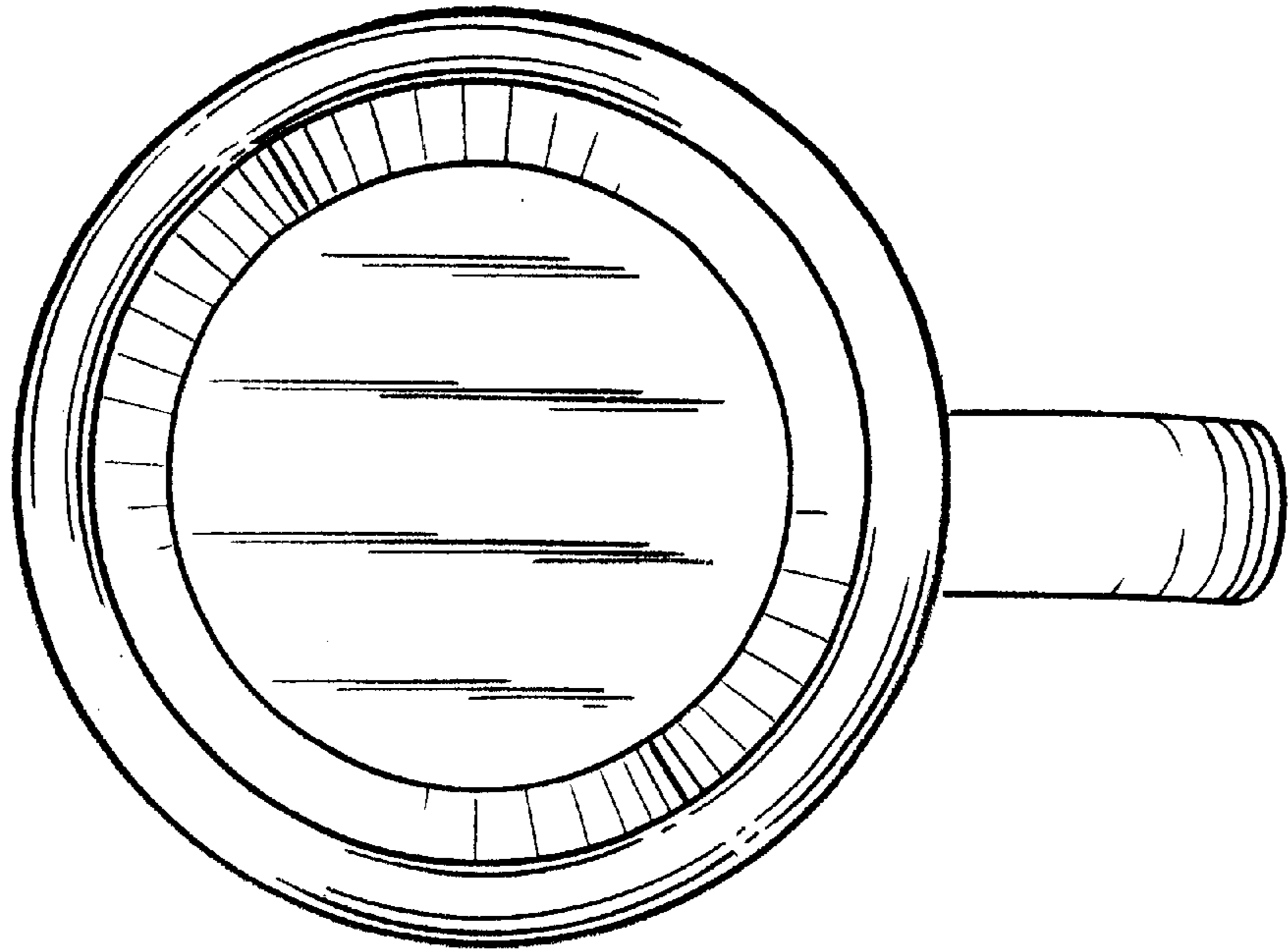
— FIG. 2



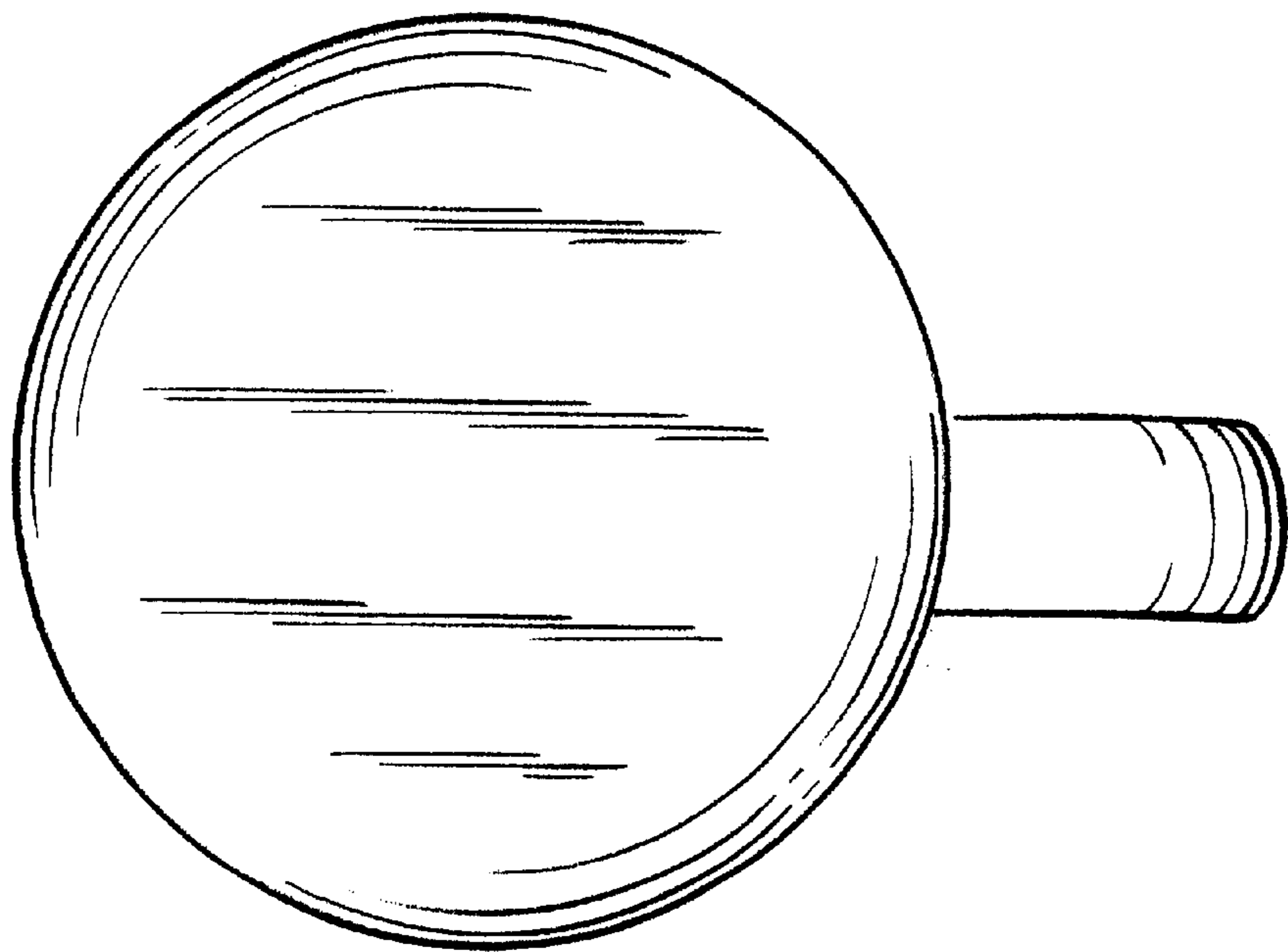
— FIG. 3



— FIG. 4



—FIG. 5



—FIG. 6