



US00D455036S

(12) **United States Design Patent**
Ku

(10) **Patent No.:** **US D455,036 S**

(45) **Date of Patent:** **** Apr. 2, 2002**

(54) **INFLATABLE MAT**

(76) **Inventor:** **Tun-Jen Ku**, 16, Kuo Chung 2nd Rd.,
Da-Li City, Taichung (TW)

(**) **Term:** **14 Years**

(21) **Appl. No.:** **29/143,841**

(22) **Filed:** **Jun. 19, 2001**

(51) **LOC (7) Cl.** **06-09**

(52) **U.S. Cl.** **D6/604**

(58) **Field of Search** D6/595, 596, 597,
D6/599, 601, 602, 603, 604, 605, 606,
608; 5/417, 418, 419, 420, 485, 486, 495,
499, 630, 631, 632, 633, 636, 637, 638,
639, 640, 641, 644, 645, 646, 648, 650,
651, 652, 652.1, 653, 654, 655, 655.3,
655.4, 655.9, 656, 657, 657.5, 663, 688,
690, 706, 710, 717, 718, 727, 731, 733,
736, 737, 739

(56) **References Cited**

U.S. PATENT DOCUMENTS

33,385	A	*	10/1861	Frodsham et al.	D6/596
D93,703	S	*	10/1934	Coomber	D6/604
D108,622	S	*	3/1938	Johnson	D6/604
2,883,682	A	*	4/1959	Kwake	D6/601
3,689,947	A	*	9/1972	Wolf	5/419
4,037,591	A	*	7/1977	Sarno	D6/595

D261,464	S	*	10/1981	Smith	5/419
D315,774	S	*	3/1991	Thomas	D6/596
D341,513	S	*	11/1993	Reeves et al.	D6/596
D341,983	S	*	12/1993	Wang	D6/604
D349,625	S	*	8/1994	Dapalma	D6/596
D357,595	S	*	4/1995	Roschacher	5/731
D365,485	S	*	12/1995	Rossmann	D6/596
D370,584	S	*	6/1996	Treadwell et al.	D6/596
D382,755	S	*	8/1997	Knopfler	D6/596
D383,634	S	*	9/1997	Selph	D6/596
D389,362	S	*	1/1998	Boulatian	D6/596
6,219,868	B1	*	4/2001	Wang	5/656

* cited by examiner

Primary Examiner—Doris V. Coles

Assistant Examiner—T. Chase Nelson

(74) *Attorney, Agent, or Firm*—W. Wayne Liauh

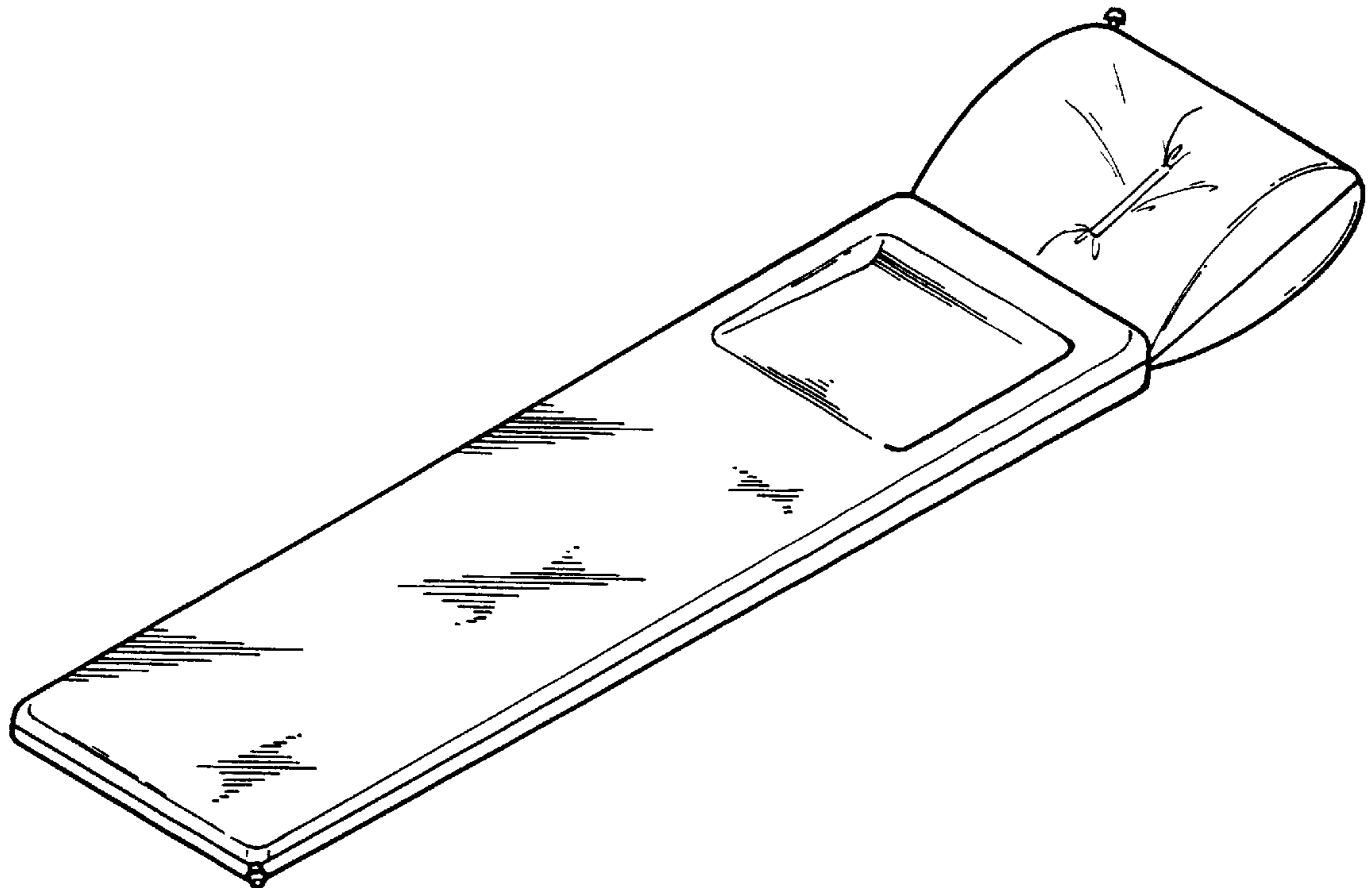
(57) **CLAIM**

The ornamental design for inflatable mat, as shown.

DESCRIPTION

FIG. 1: shows a perspective view of the present design.
 FIG. 2: shows a front elevational view of the present design.
 FIG. 3: shows a rear elevational view of the present design.
 FIG. 4: shows a left elevational view of the present design.
 FIG. 5: shows a right elevational view of the present design.
 FIG. 6: shows a top plan view of the present design; and,
 FIG. 7: shows a bottom plan view of the present design.

1 Claim, 4 Drawing Sheets



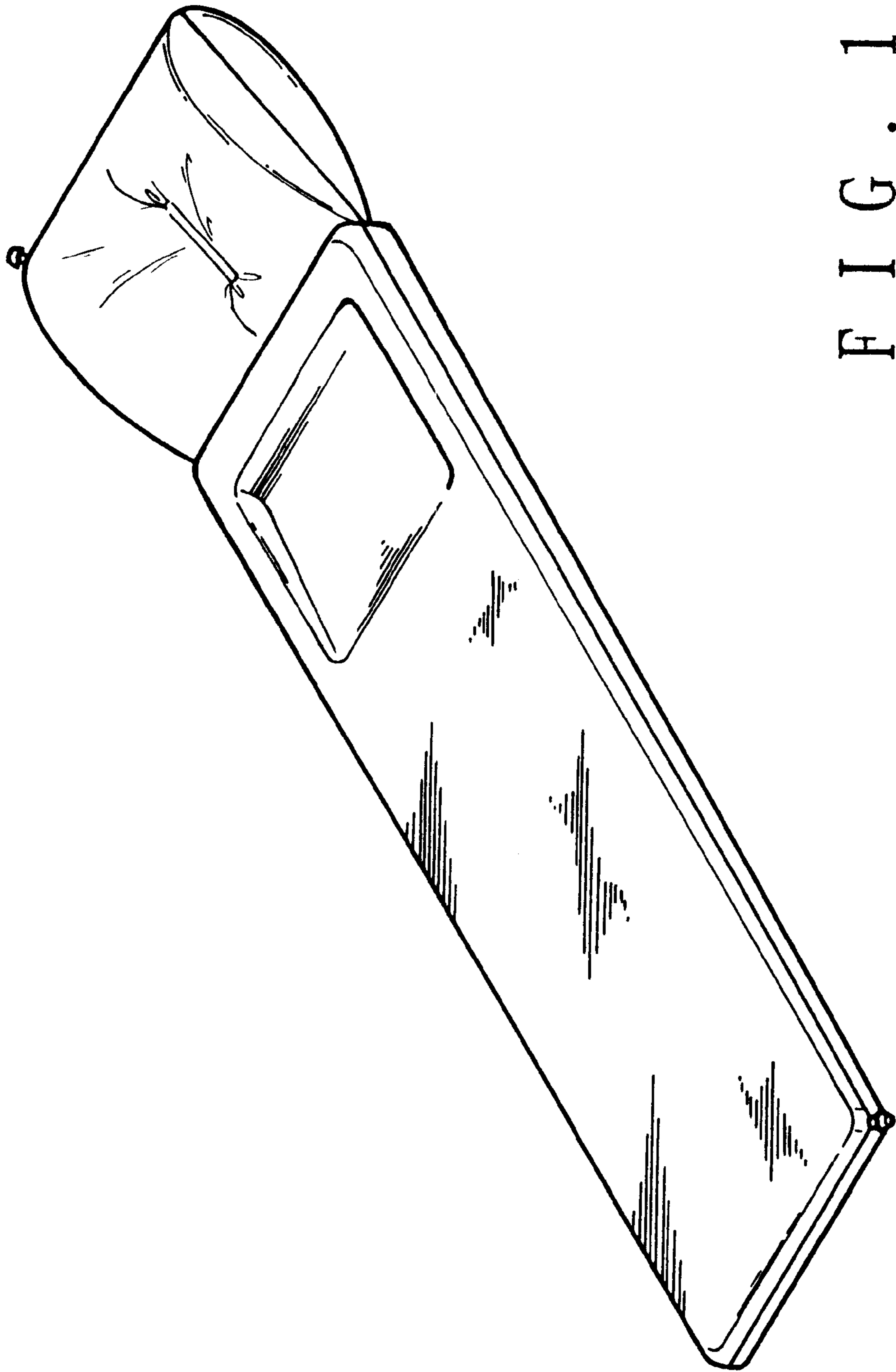


FIG. 1

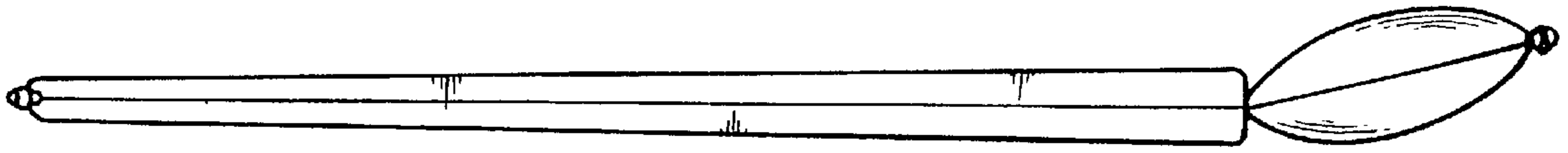


FIG. 2




FIG. 3




FIG. 4



FIG. 5

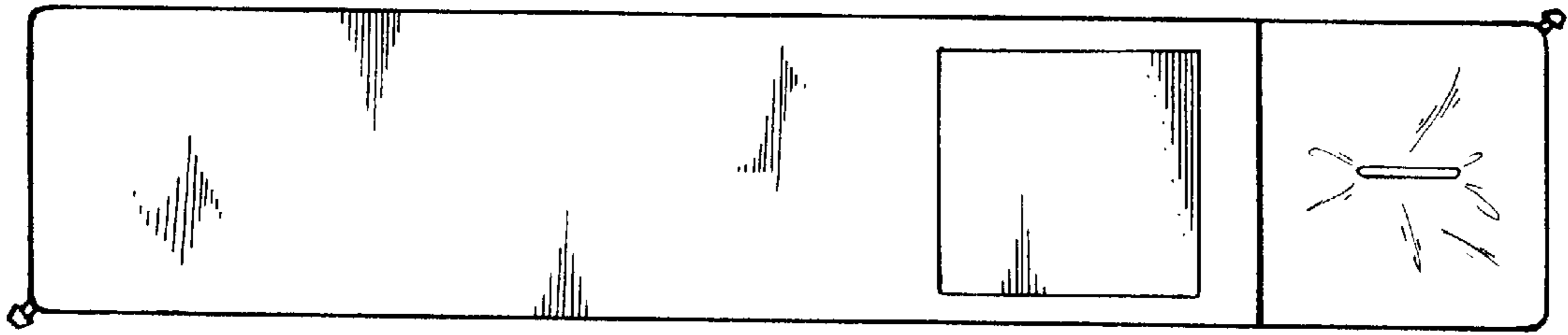


FIG. 6

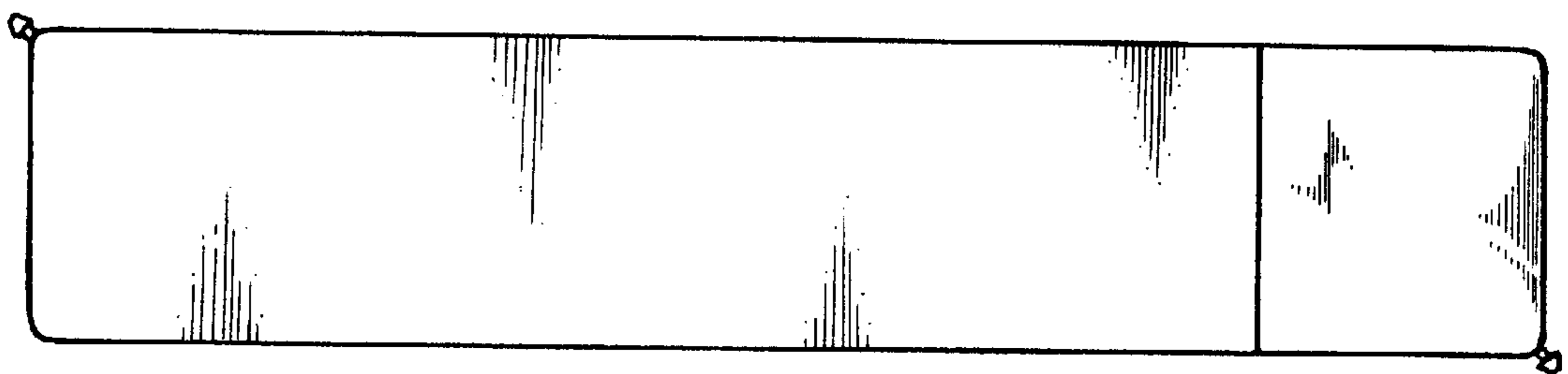


FIG. 7