



US00D455010S

(12) **United States Design Patent**
Kling

(10) **Patent No.:** **US D455,010 S**

(45) **Date of Patent:** **** Apr. 2, 2002**

(54) **BATTERY TOOTHBRUSH**

(75) Inventor: **Björn Kling**, Frankfurt am Main (DE)

(73) Assignee: **Braun GmbH** (DE)

(**) Term: **14 Years**

(21) Appl. No.: **29/142,075**

(22) Filed: **May 17, 2001**

(30) **Foreign Application Priority Data**

Dec. 27, 2000 (XH) DMA/005 199

(51) **LOC (7) Cl.** **28-03**

(52) **U.S. Cl.** **D4/101; D4/111**

(58) **Field of Search** D4/101, 104-112,
D4/127, 132, 134, 138; 15/22.1, 28-29,
167.1, DIG. 5; 132/308, 311; 16/430; 601/142

(56) **References Cited**

U.S. PATENT DOCUMENTS

3,242,516 A * 3/1966 Cantor 15/28
D361,433 S * 8/1995 Yang D4/101
D387,908 S * 12/1997 Stützer et al. D4/101
D388,958 S * 1/1998 Hartwein D4/101

D411,769 S * 7/1999 Wright D4/101
D440,776 S * 4/2001 Hartwein et al. D4/101

FOREIGN PATENT DOCUMENTS

DE 29908517 * 12/1999 A61C/17/22

* cited by examiner

Primary Examiner—Alan P. Douglas

Assistant Examiner—Lavone Tabor

(74) *Attorney, Agent, or Firm*—Fish & Richardson, P.C.

(57) **CLAIM**

The ornamental design for a battery toothbrush, as shown and described.

DESCRIPTION

FIG. 1 is a perspective view of a battery toothbrush from above, showing my design;

FIG. 2 is a front view of the appliance of FIG. 1;

FIG. 3 is a right-side view of the appliance of FIG. 2;

FIG. 4 is a rear view of the appliance of FIG. 2;

FIG. 5 is a left-side view of the appliance of FIG. 2;

FIG. 6 is a top plan view of the appliance of FIG. 2; and,

FIG. 7 is a bottom plan view of the appliance of FIG. 2.

1 Claim, 4 Drawing Sheets

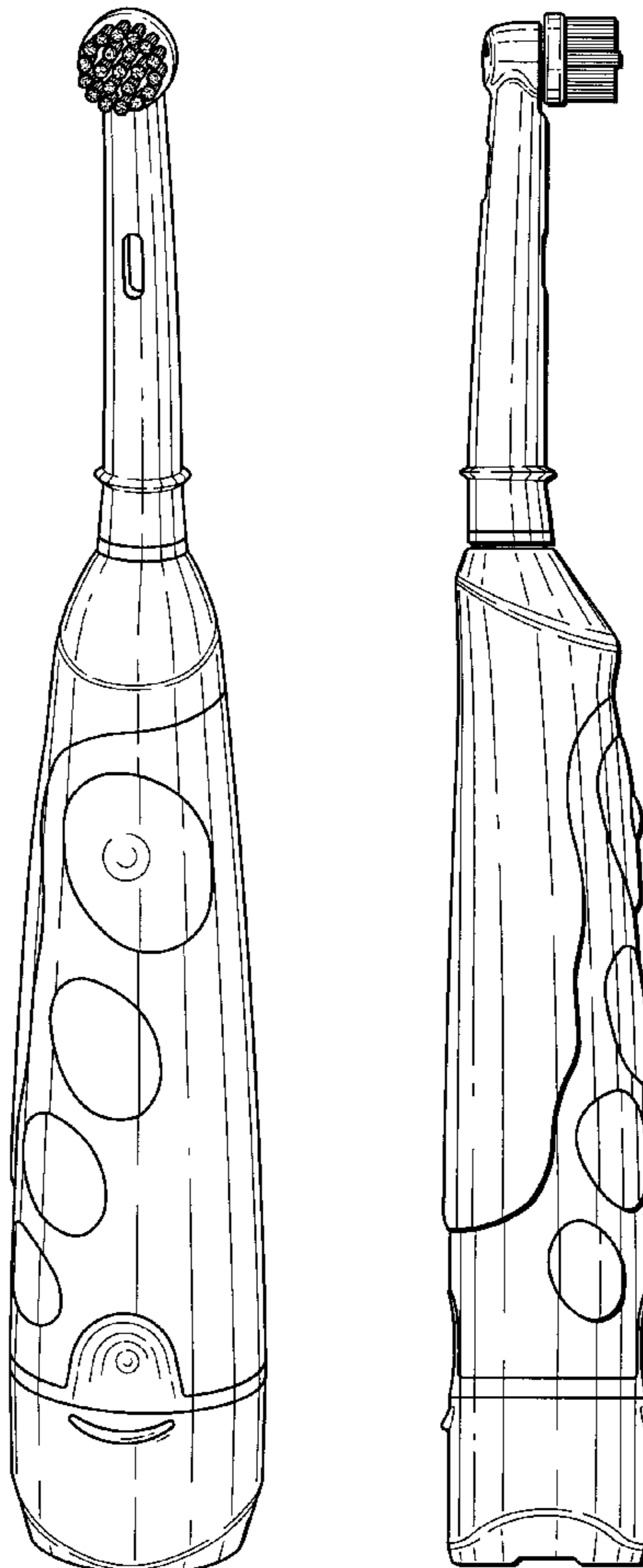


FIG. 1

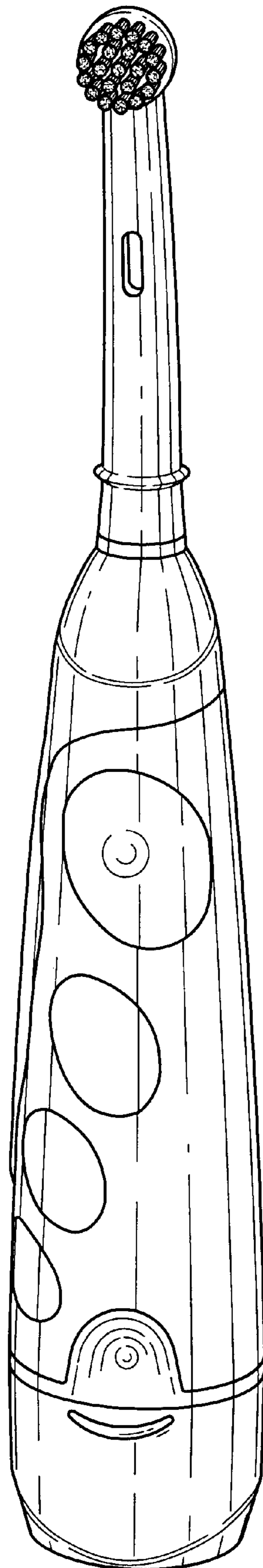


FIG. 2

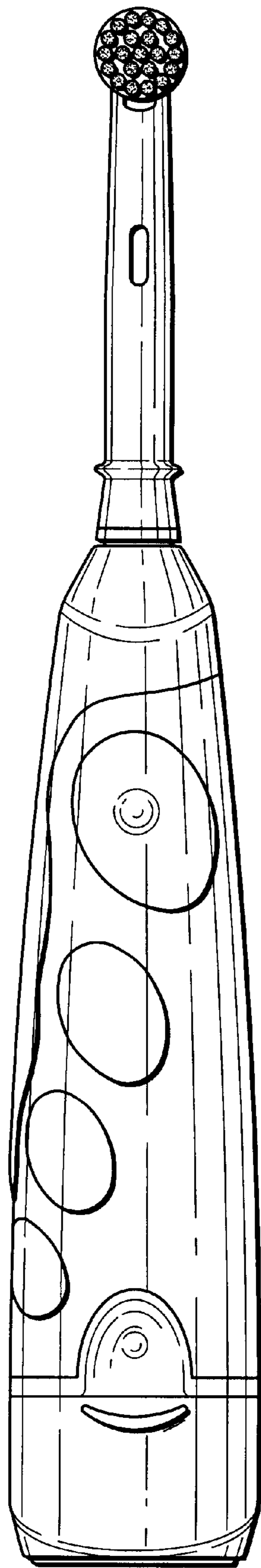


FIG. 3

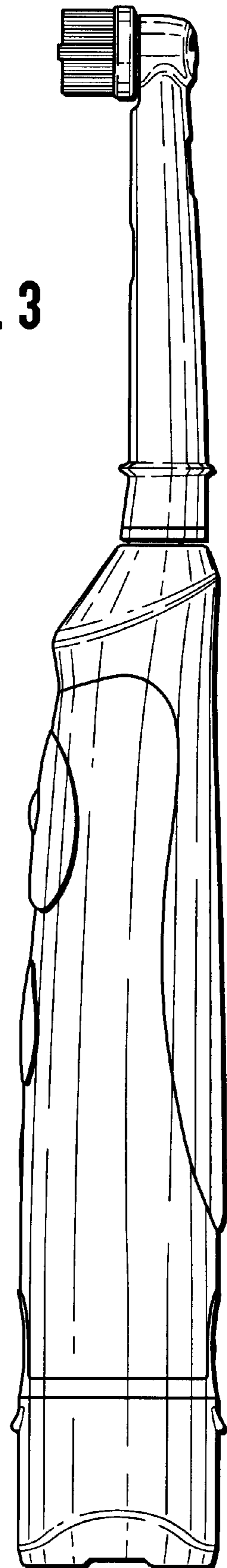


FIG. 4

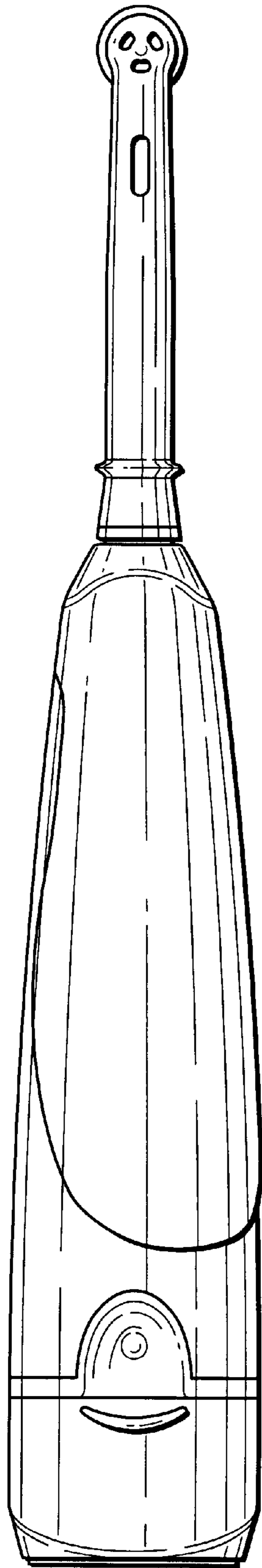


FIG. 5



FIG. 6

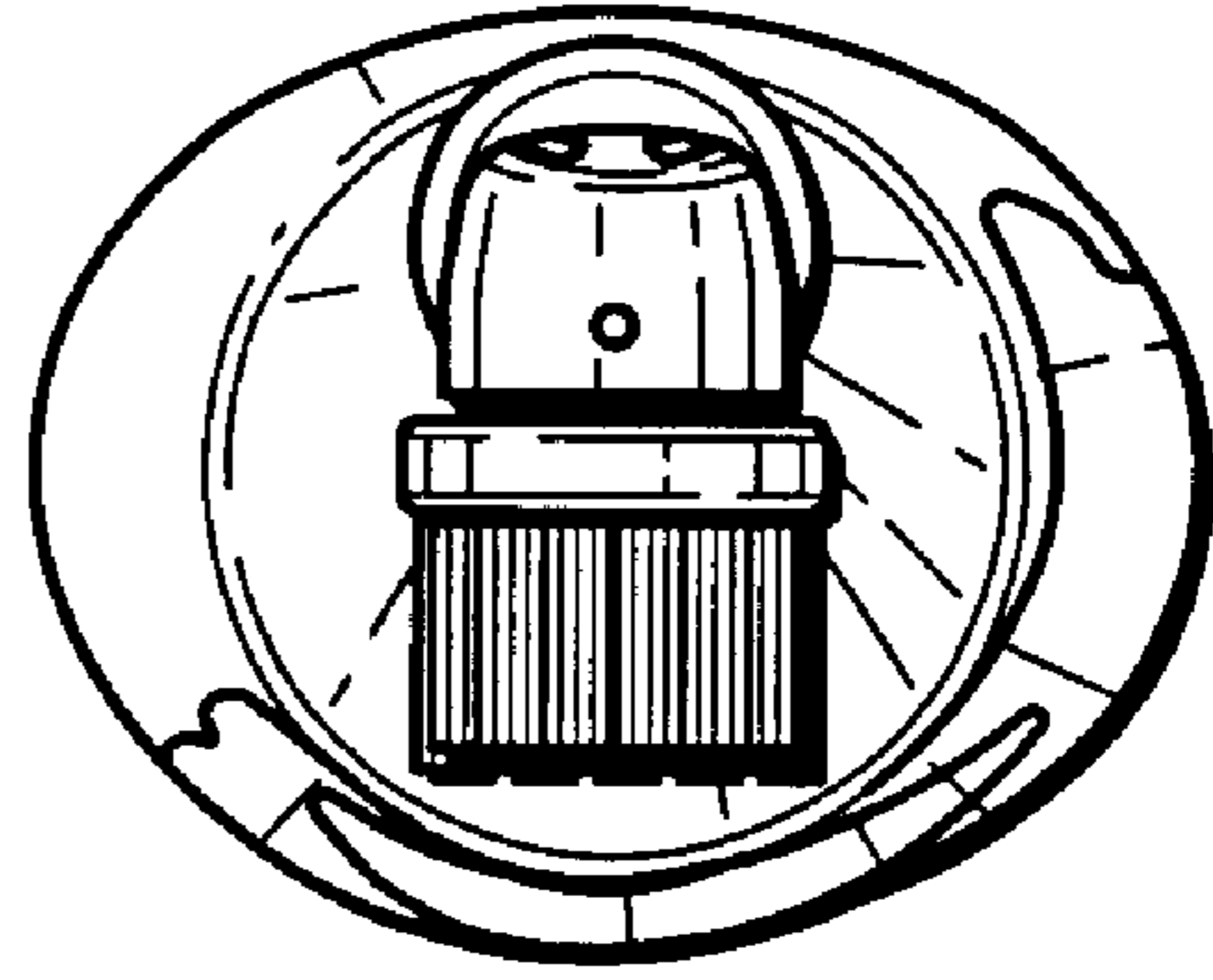


FIG. 7

