



US00D455007S

(12) **United States Design Patent**
Chen

(10) **Patent No.:** **US D455,007 S**

(45) **Date of Patent:** **** Apr. 2, 2002**

(54) **PROTECTIVE CORNER STRIP FOR A SUITCASE**

(76) **Inventor:** **Wei Chih Chen**, No. 59, Heng Jun Street, Da Gia Town, Taichung Hsien (TW), 437

(**) **Term:** **14 Years**

(21) **Appl. No.:** **29/131,190**

(22) **Filed:** **Oct. 16, 2000**

(51) **LOC (7) Cl.** **03-99**

(52) **U.S. Cl.** **D3/322**

(58) **Field of Search** D3/318, 321-322, D3/232-233, 254, 256, 226, 272, 274, 276, 278-279, 283, 285-286, 289-293; 190/37, 100, 124, 126-127; 150/128, 130; 383/107-108, 119

(56) **References Cited**

U.S. PATENT DOCUMENTS

- 1,564,538 A * 12/1925 Dettenborn 190/37
- 2,263,467 A * 11/1941 Medoff 190/126
- 2,471,612 A * 5/1949 Freeman 190/126
- 2,610,715 A * 9/1952 Plotkin 190/37
- D242,183 S * 11/1976 Davis D3/318

- 4,163,484 A * 8/1979 Delaney 190/37 X
- 4,383,142 A * 5/1983 Kaneko 190/126
- D279,428 S * 7/1985 Thomas D3/274
- 4,932,506 A * 6/1990 Kim 150/128 X
- 6,035,982 A * 3/2000 Wei-Chih 190/37
- D442,784 S * 5/2001 Chen D3/322

* cited by examiner

Primary Examiner—Louis S. Zarfes

Assistant Examiner—Robert A. Delehanty

(74) *Attorney, Agent, or Firm*—Charles E. Baxley


(57) **CLAIM**

The ornamental design for a protective corner strip for a suitcase, as shown and described.

DESCRIPTION

FIG. 1 is a perspective view of a protective corner strip for a suitcase showing my new design;
 FIG. 2 is a front elevational view thereof;
 FIG. 3 is a rear elevational view thereof;
 FIG. 4 is a top plan view thereof;
 FIG. 5 is a bottom plan view thereof; and,
 FIG. 6 is a left side elevational view thereof, the right side being a mirror image of that shown.

1 Claim, 3 Drawing Sheets






FIG. 1




FIG. 2

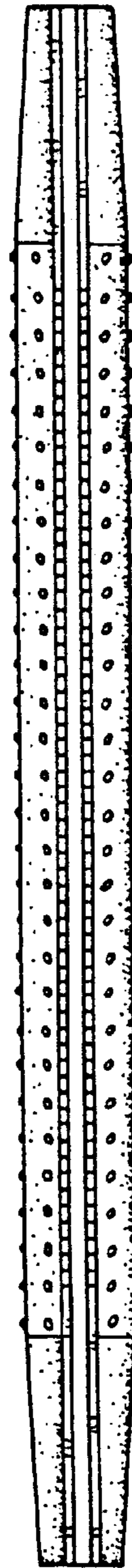


FIG. 3




FIG. 6

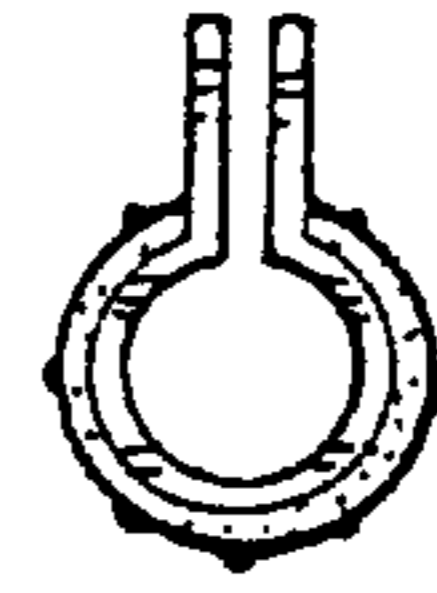


FIG. 4



FIG. 5