



US00D454986S

(12) **United States Design Patent**  
**Casebolt et al.**

(10) **Patent No.:** **US D454,986 S**  
(45) **Date of Patent:** **\*\* Mar. 26, 2002**

(54) **SAFETY HARNESS**

(75) Inventors: **Scott C. Casebolt**, St. Paul Park; **J. Thomas Wolner**, Red Wing; **Barry J. Austin**, Eagan; **Weston L. Cutter**, Mendota Heights, all of MN (US)

(73) Assignee: **D B Industries, Inc.**, Red Wing, MN (US)

(\*\*) Term: **14 Years**

(21) Appl. No.: **29/141,897**

(22) Filed: **May 14, 2001**

(51) **LOC (7) Cl.** ..... **30-04**

(52) **U.S. Cl.** ..... **D29/101.1; D29/101.3**

(58) **Field of Search** ..... **D29/100, 101.1-101.5; 182/3, 4; 244/151 R; D24/190; 224/160**

(56) **References Cited**

**U.S. PATENT DOCUMENTS**

2,475,631 A	*	7/1949	Miller et al. ....	244/151 R
2,519,352 A	*	8/1950	Carroll .....	244/151 R
3,154,272 A	*	10/1964	Gold .....	244/151 R
3,424,134 A		1/1969	Rosenblum .....	119/96

4,991,689 A	*	2/1991	Cole .....	182/3
5,531,292 A	*	7/1996	Bell .....	182/3
5,878,833 A	*	3/1999	Bell .....	182/3
6,253,874 B1	*	7/2001	Casebolt et al. ....	182/3

\* cited by examiner

*Primary Examiner*—Lucy Lieberman

(74) *Attorney, Agent, or Firm*—Mau & Krull, P.A.

(57) **CLAIM**

The ornamental design for a safety harness, as shown and described.

**DESCRIPTION**

FIG. 1 is a front elevational view of our safety harness shown on a phantom torso;

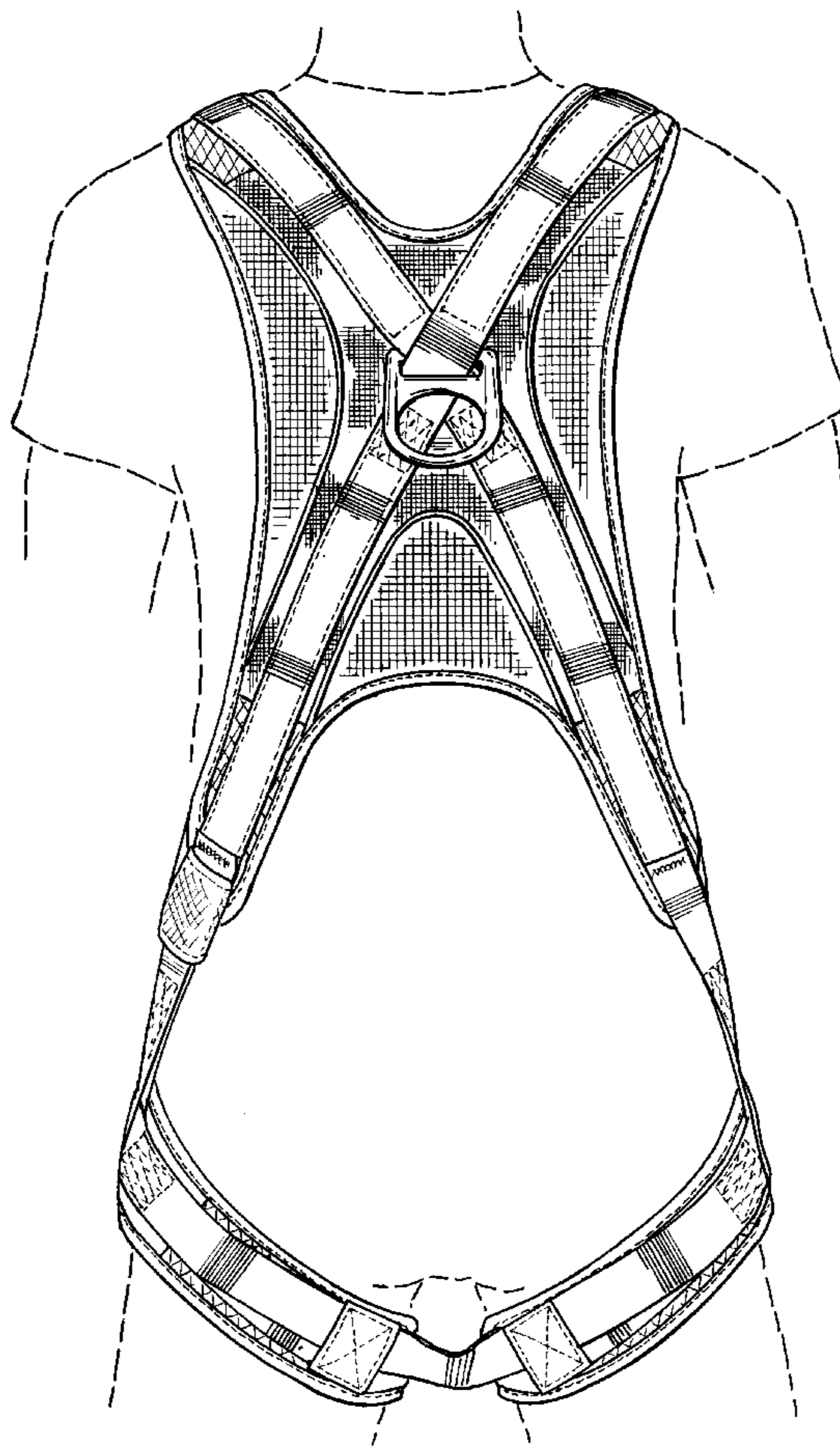
FIG. 2 is a rear elevational view thereof shown on a phantom torso;

FIG. 3 is a front flat view thereof; and,

FIG. 4 is a rear flat view thereof.

The broken lines showing a torso in FIGS. 1 and 2 illustrate environmental structure only and do not form part of the claimed design. The broken lines shown on the safety harness represent stitching that does form part of the claimed design.

**1 Claim, 4 Drawing Sheets**



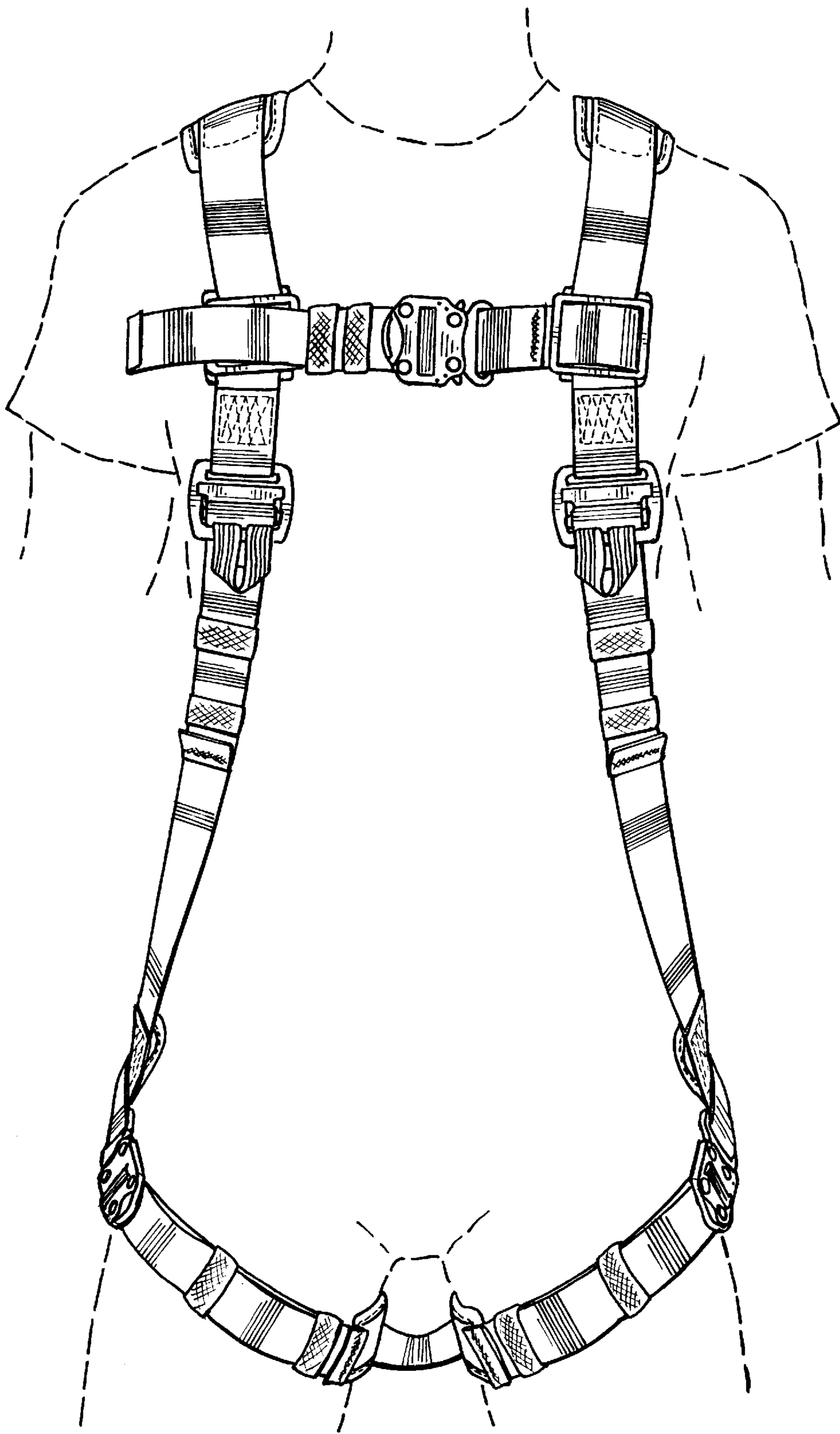
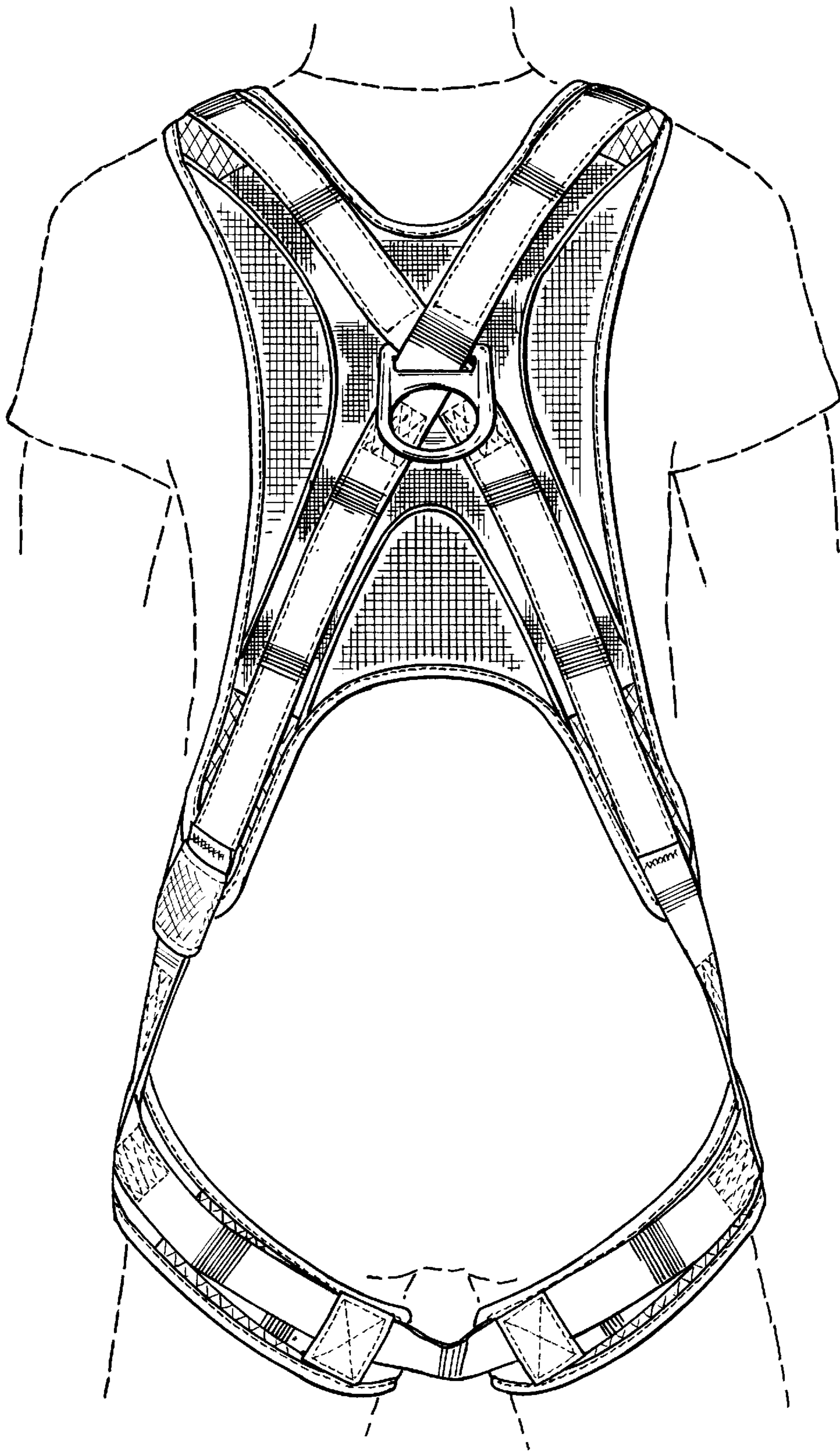


FIG. 1



*FIG. 2*



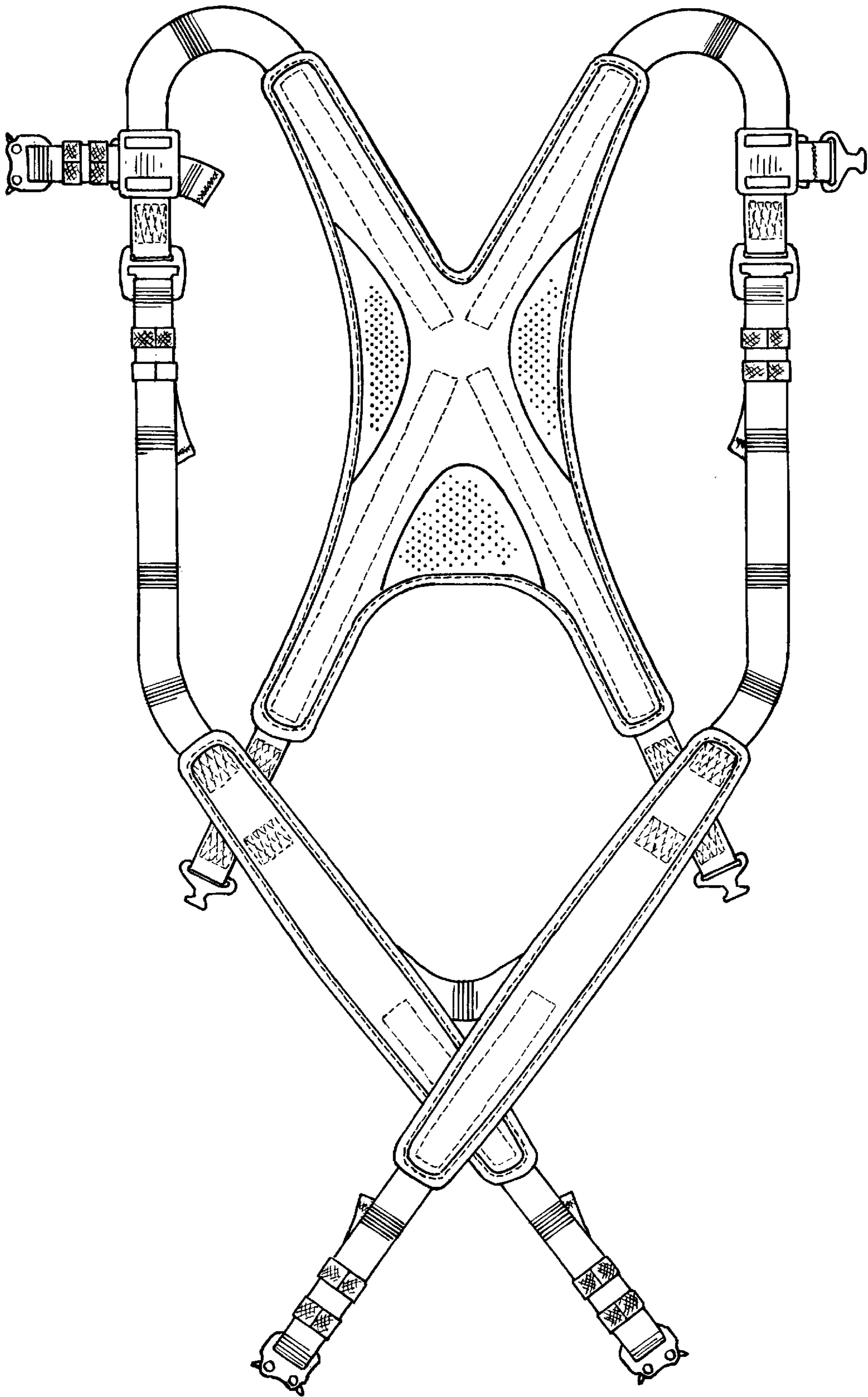


FIG. 3

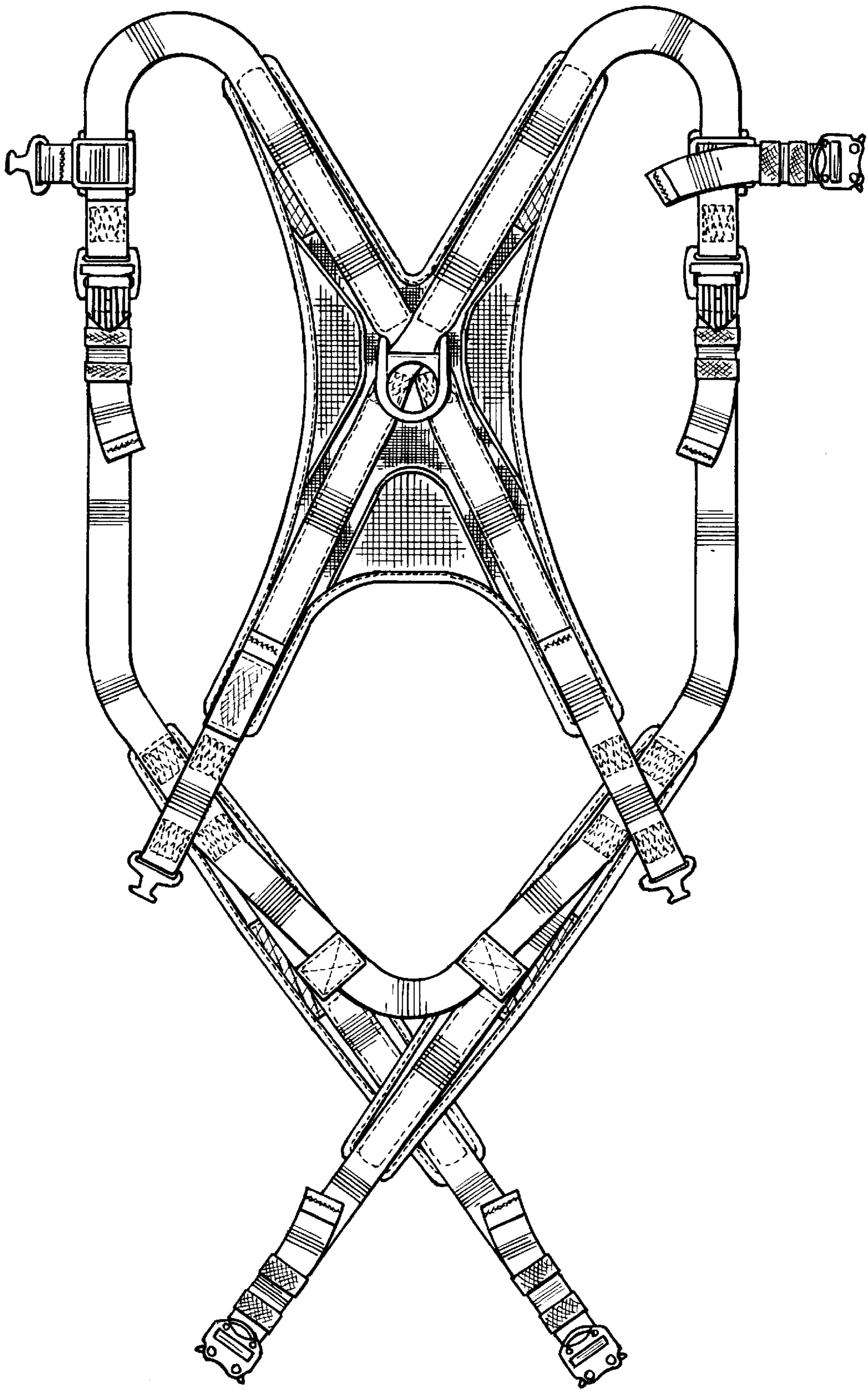


FIG. 4