



US00D454980S

(12) **United States Design Patent**
Long et al.

(10) **Patent No.:** **US D454,980 S**
(45) **Date of Patent:** **** Mar. 26, 2002**

(54) **CORD/CORDLESS CLIPPER**

OTHER PUBLICATIONS

(75) Inventors: **Jason M. Long**, Morrison; **Bart B. Thriot**, Tampico, both of IL (US)

Hong Kong Enterprise Jan. 1998, p. 262: Item No. GM978A and items indicated by the arrows.*

(73) Assignee: **Wahl Clipper Corporation**, Sterling, IL (US)

* cited by examiner

(**) Term: **14 Years**

Primary Examiner—Ted Shooman

Assistant Examiner—C Tuttle

(21) Appl. No.: **29/137,524**

(74) *Attorney, Agent, or Firm*—Greer, Burns & Crain, Ltd.

(22) Filed: **Feb. 22, 2001**

(57) **CLAIM**

(51) **LOC (7) Cl.** **28-03**

The ornamental design for a cord/cordless clipper, as shown and described.

(52) **U.S. Cl.** **D28/53**

DESCRIPTION

(58) **Field of Search** D28/49-53; 30/34.05, 30/34.1, 34.2, 42, 43, 43.1-43.9, 43.91, 43.92, 44, 45, 195-223

FIG. 1 is a front perspective view of the present new design of a clipper;

FIG. 2 is a front view thereof;

FIG. 3 is a right side view thereof;

FIG. 4 is a rear view thereof;

FIG. 5 is a left side view thereof;

FIG. 6 is a top view thereof; and,

FIG. 7 is a bottom view thereof.

The broken lines showing the switches and the wells for accommodating the switches are for illustrative purposes only and form no part of the claimed design.

(56) **References Cited**

U.S. PATENT DOCUMENTS

D405,923	S	*	2/1999	Yang	D28/53
D421,818	S	*	3/2000	Mandell et al.	D28/53
6,079,103	A	*	6/2000	Melton et al.	30/43.92
D435,936	S	*	1/2001	Long et al.	D28/54
D439,703	S	*	3/2001	Wagenknecht et al.	D28/53
D443,725	S	*	6/2001	Copland et al.	D28/53

FOREIGN PATENT DOCUMENTS

GB 2102424 * 1/2001 28/3

1 Claim, 3 Drawing Sheets

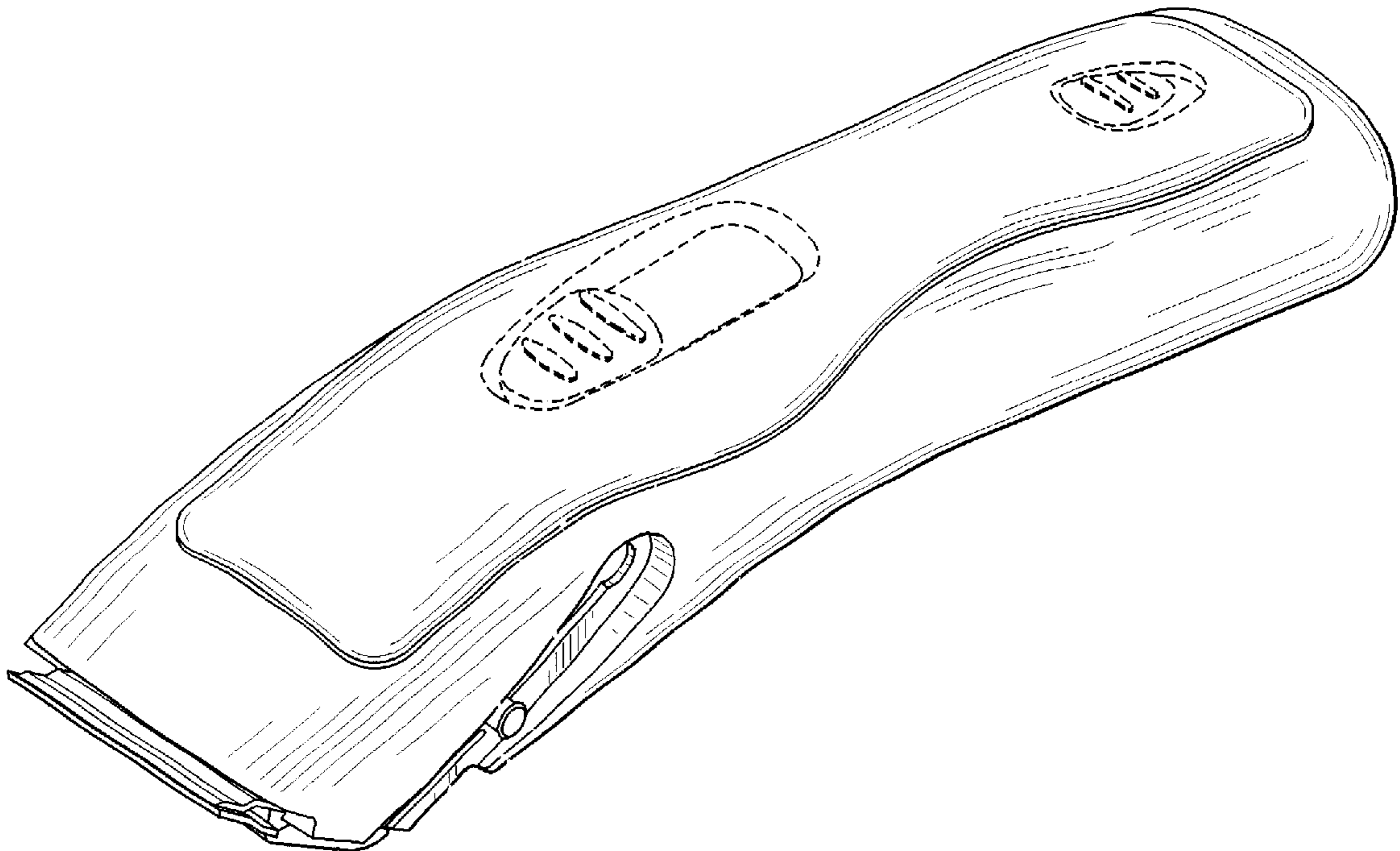


FIG. 1

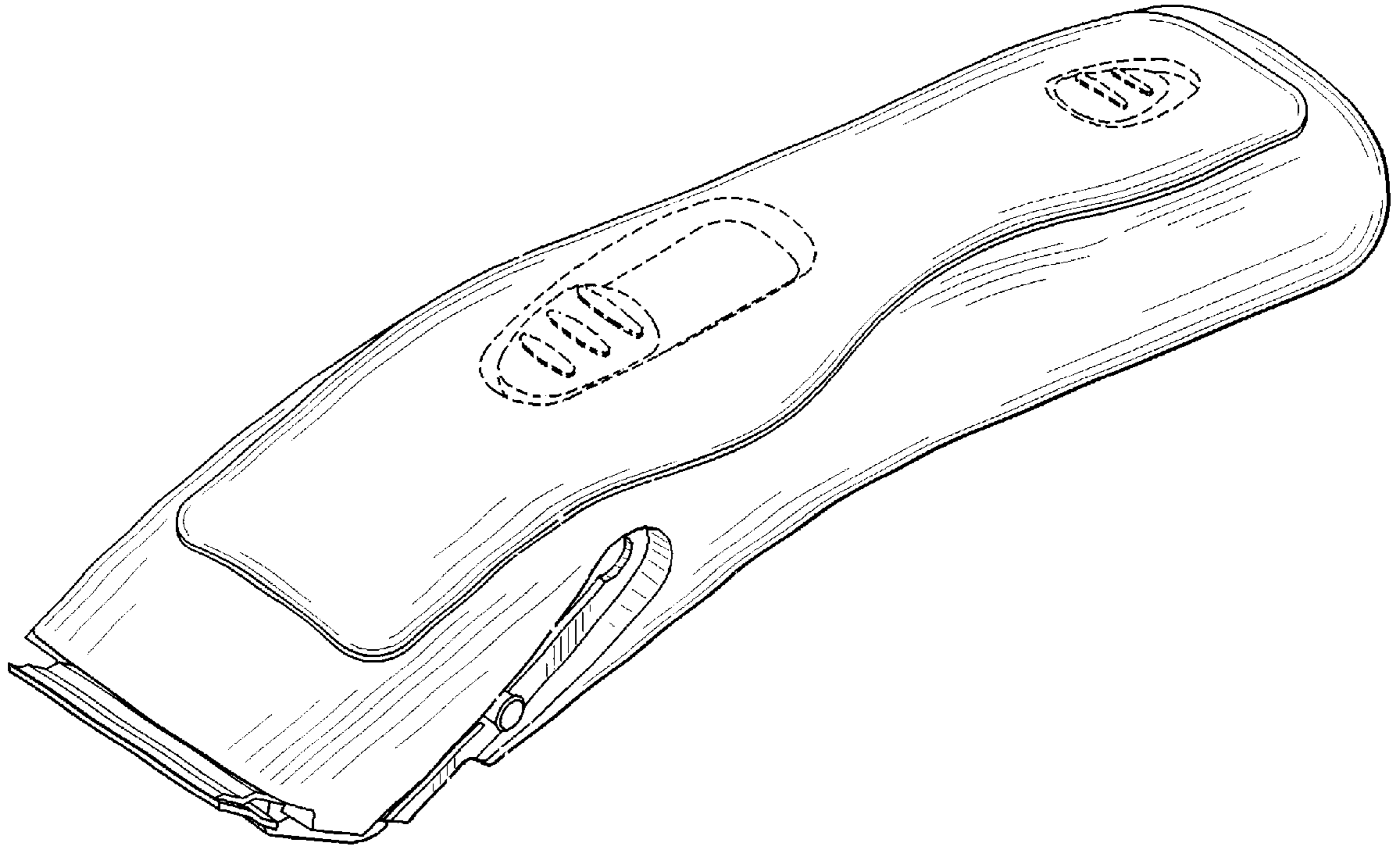


FIG. 2

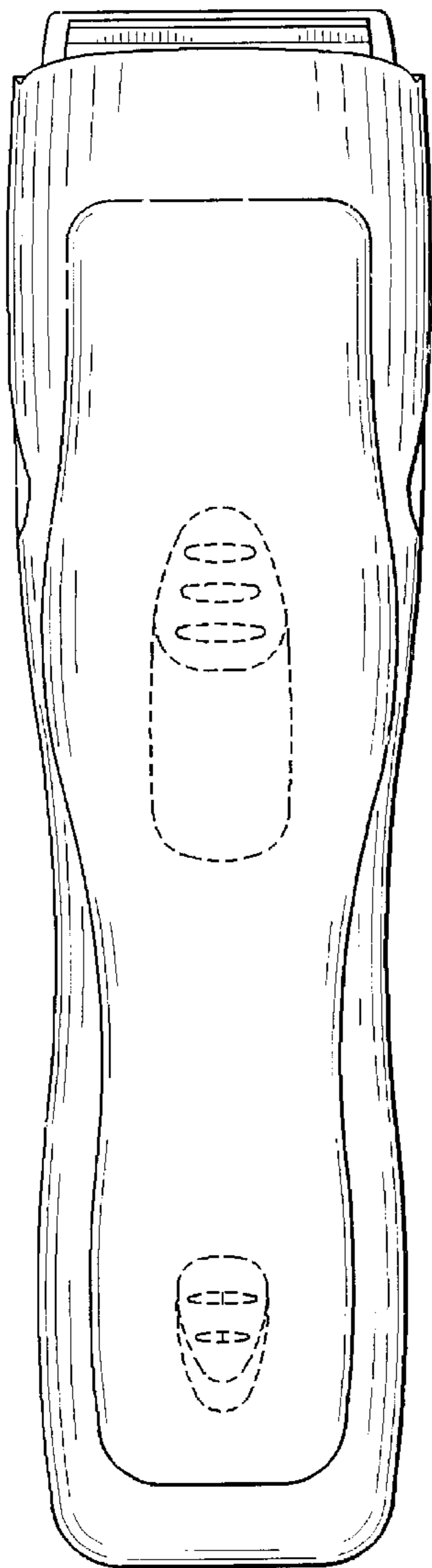


FIG. 3

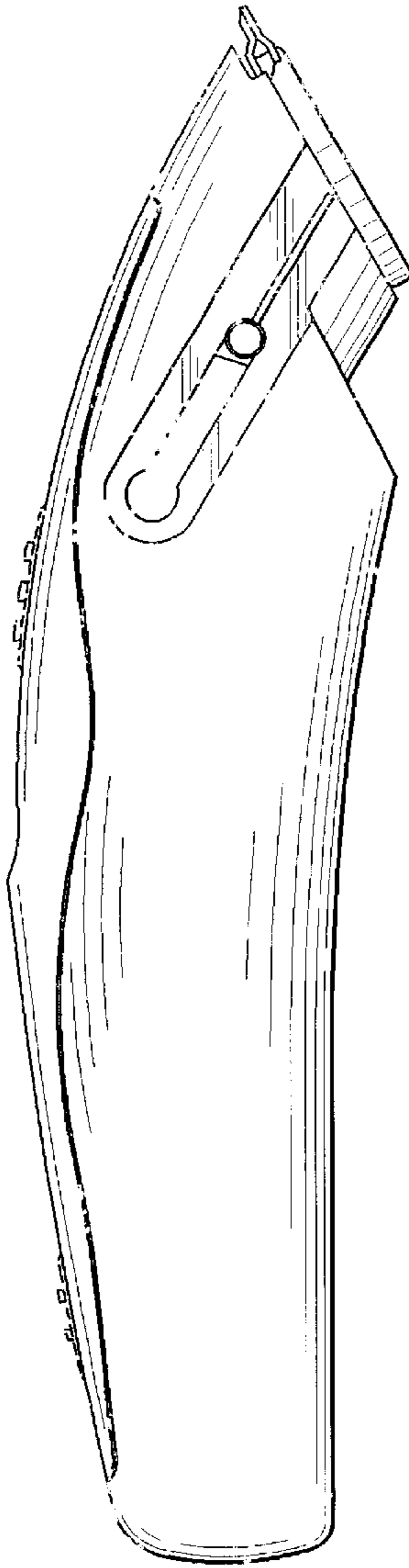


FIG. 4




FIG. 5

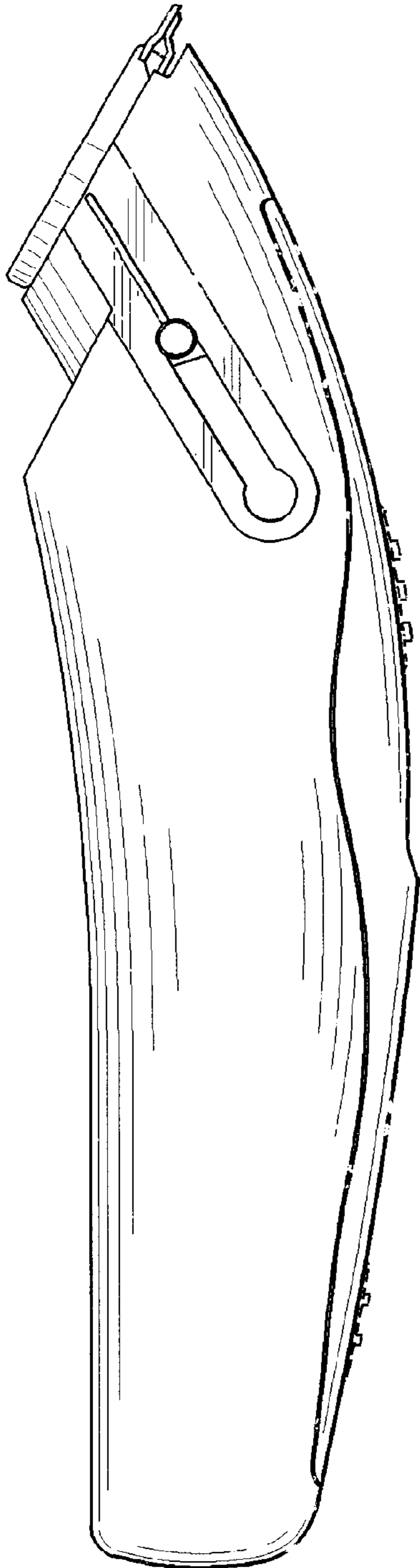


FIG. 6

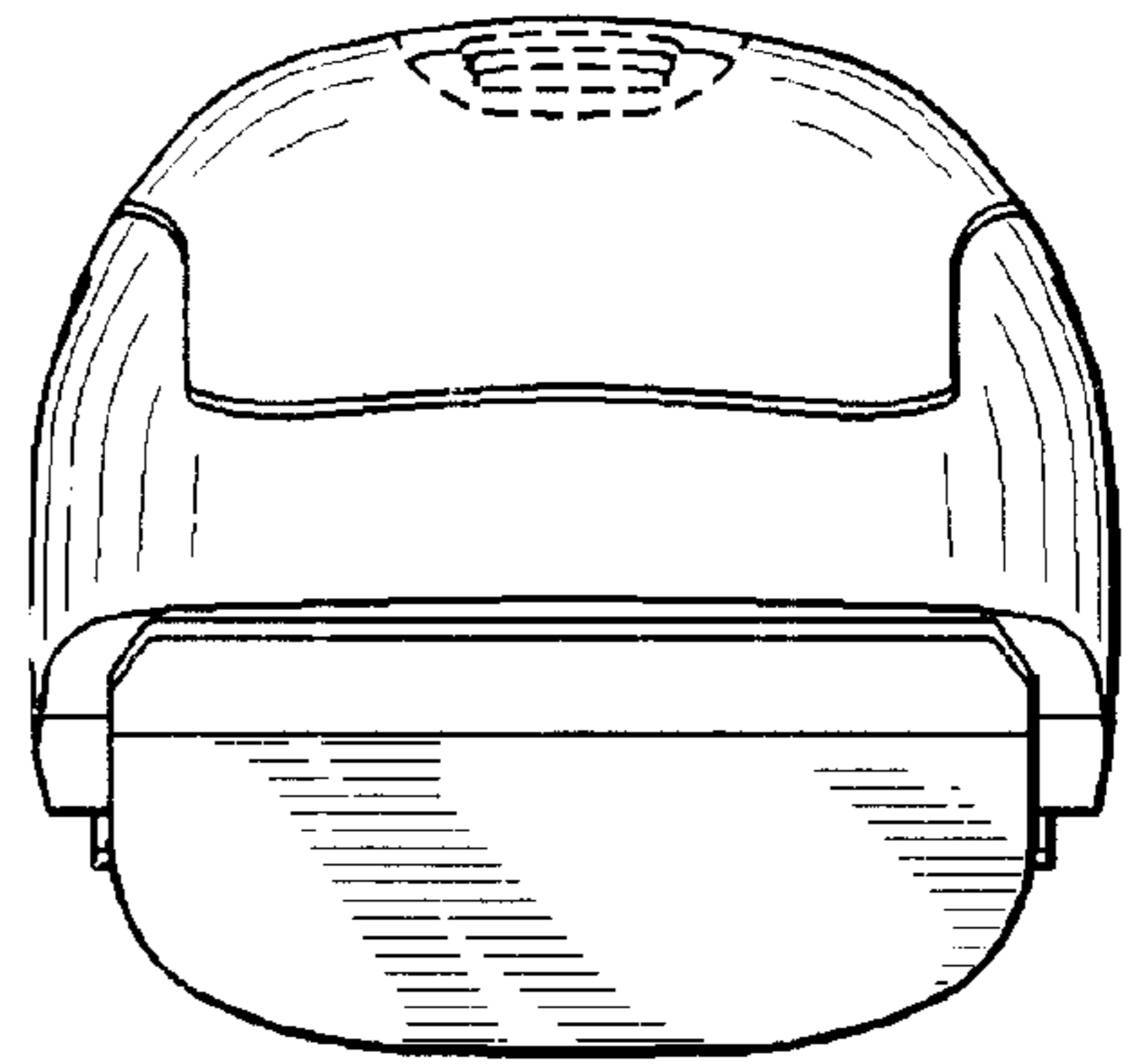


FIG. 7

