



US00D454975S

(12) **United States Design Patent**
De'Armond et al.

(10) **Patent No.:** **US D454,975 S**
(45) **Date of Patent:** **** Mar. 26, 2002**

(54) **LAMP SUPPORT ARM**

(75) Inventors: **Robert De'Armond**, Temecula;
Rolando Hidalgo, Orange, both of CA
(US)

(73) Assignee: **Minka Lighting, Inc.**, Corona, CA
(US)

(**) Term: **14 Years**

(21) Appl. No.: **29/140,747**

(22) Filed: **Apr. 23, 2001**

(51) **LOC (7) Cl.** **26-99**

(52) **U.S. Cl.** **D26/155**

(58) **Field of Search** D26/67, 68, 72,
D26/80-92, 147, 151, 153-155, 145, 143;
362/147, 432, 404-408, 441, 362, 363,
367

(56) **References Cited**

U.S. PATENT DOCUMENTS

- D67,652 S * 6/1925 Goddard D26/147
- D206,083 S * 10/1966 Rosen
- D341,440 S * 11/1993 Hsu D26/87
- 140,745 A1 4/2001 De'Armond et al.
- 140,770 A1 4/2001 De'Armond et al.

OTHER PUBLICATIONS

Minka Lighting, Inc.; *The Great Outdoors* by Minka-Lavery
Two Thousand; Jun. 21, 2000; pp. 10, 11, 20, 21, 36, and 37;
published in U.S.A.

* cited by examiner

Primary Examiner—Alan P. Douglas

Assistant Examiner—Clare E. Heflin

(74) *Attorney, Agent, or Firm*—Jenkins & Gilchrist, P.C.

(57) **CLAIM**

The ornamental design for the lamp support arm, as shown
and described.

DESCRIPTION

FIG. 1 is a side elevation view of the lamp support arm in
accordance with our design, illustrating the environment of
the support arm;

FIG. 2 is a top plan view of the lamp support arm in
accordance with our design;

FIG. 3 is a front elevation view of the lamp support arm in
accordance with our design;

FIG. 4 illustrates the side elevation view of the lamp support
arm in accordance with our design;

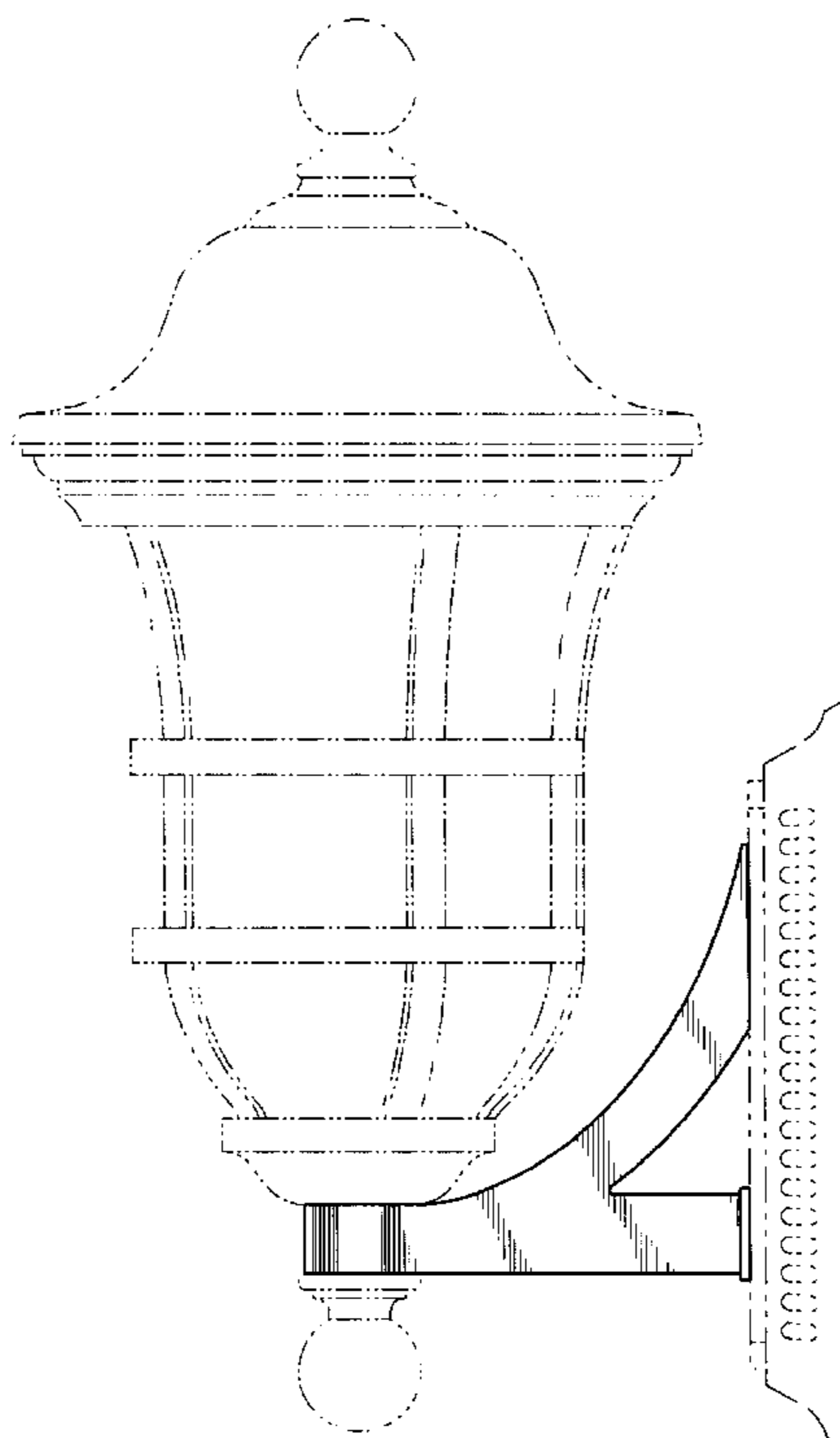
FIG. 5 illustrates the back elevation view of the lamp
support arm in accordance with our design; and,

FIG. 6 illustrates the bottom plan view of the lamp support
arm in accordance with our design.

The right and left elevation view are symmetrical.

The broken line showing of environmental structure is for
illustrative purposes only and forms no part of the claimed
design.

1 Claim, 2 Drawing Sheets



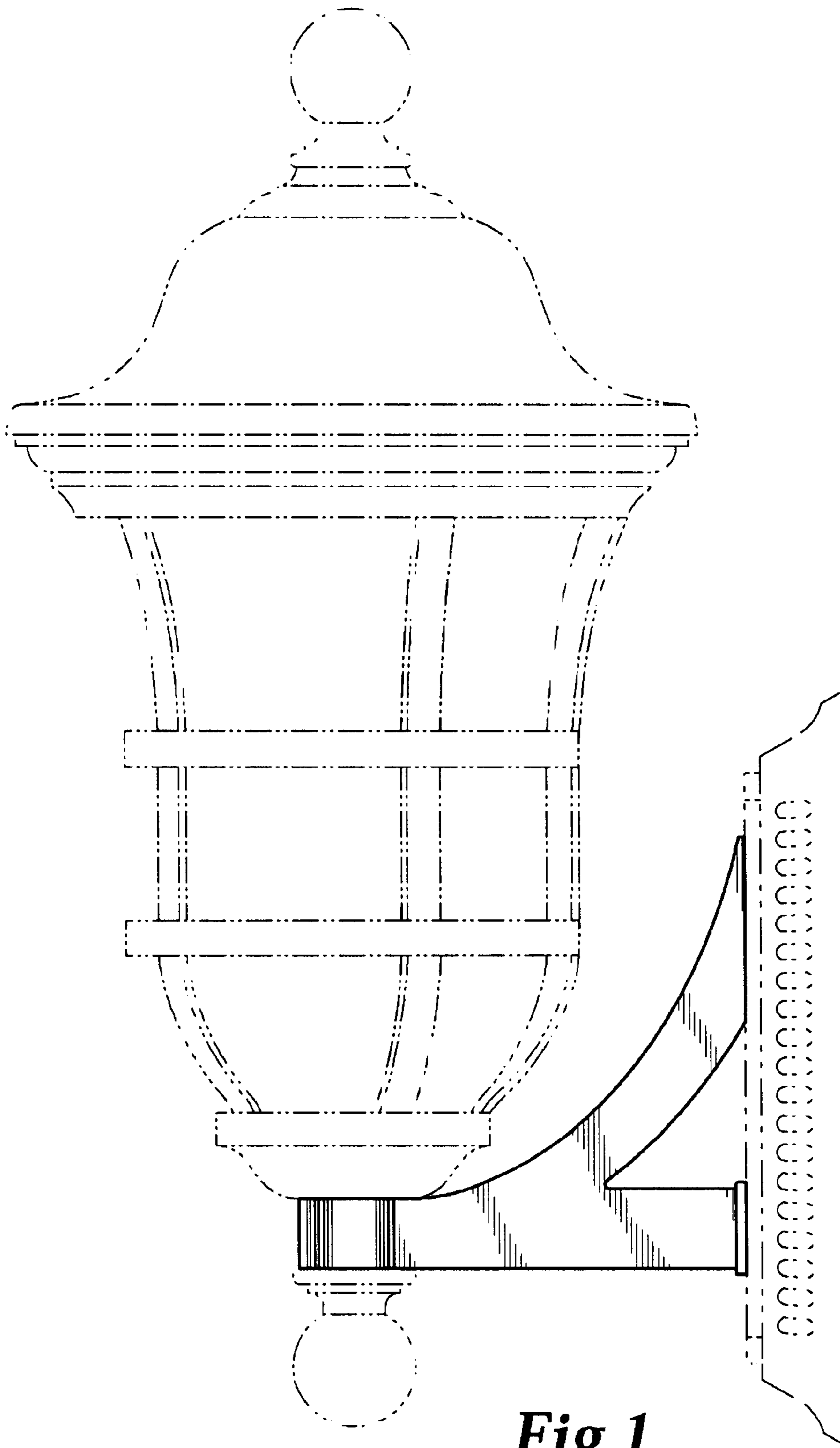


Fig. 1




Fig.2




Fig.3

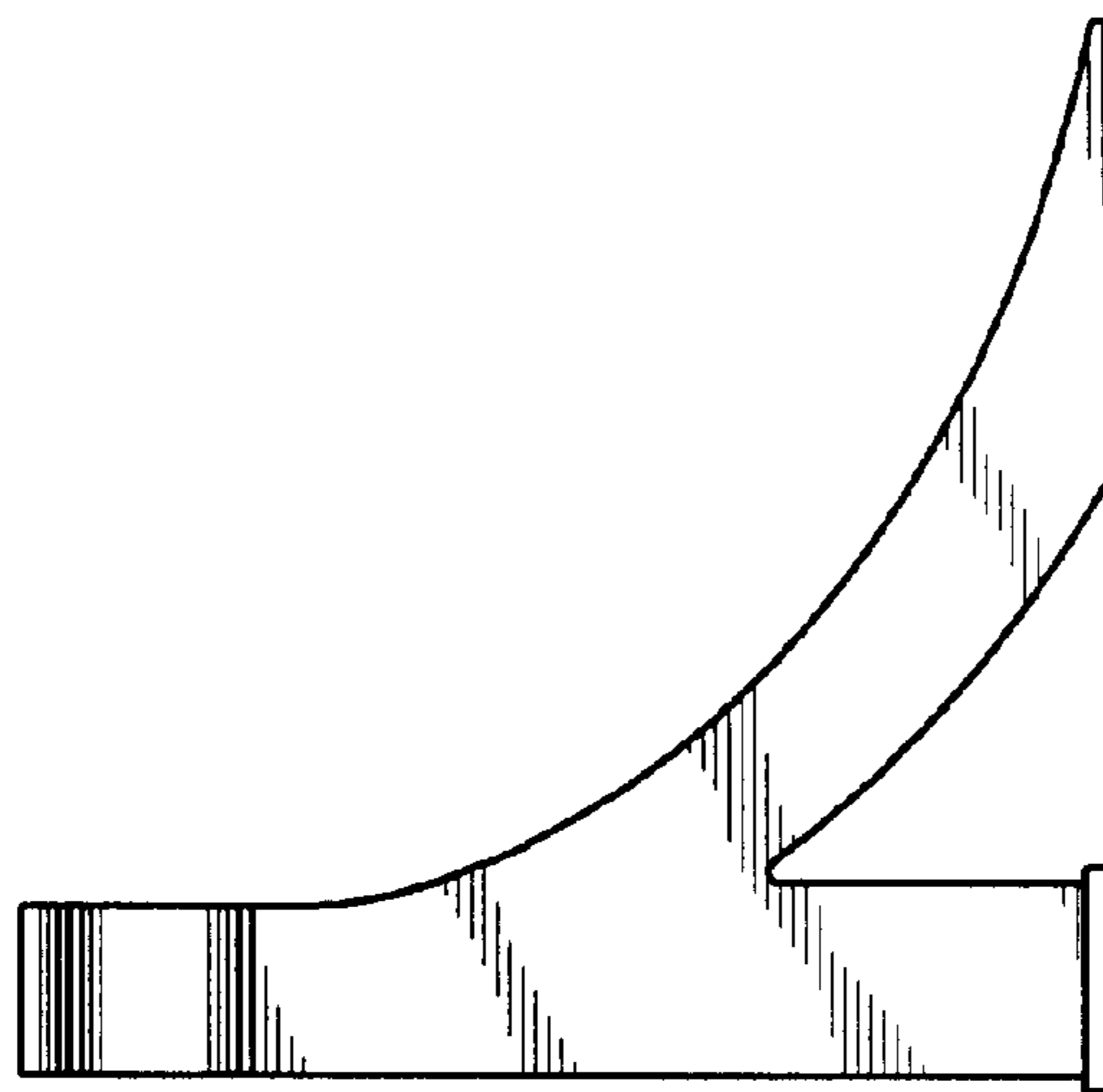


Fig.4

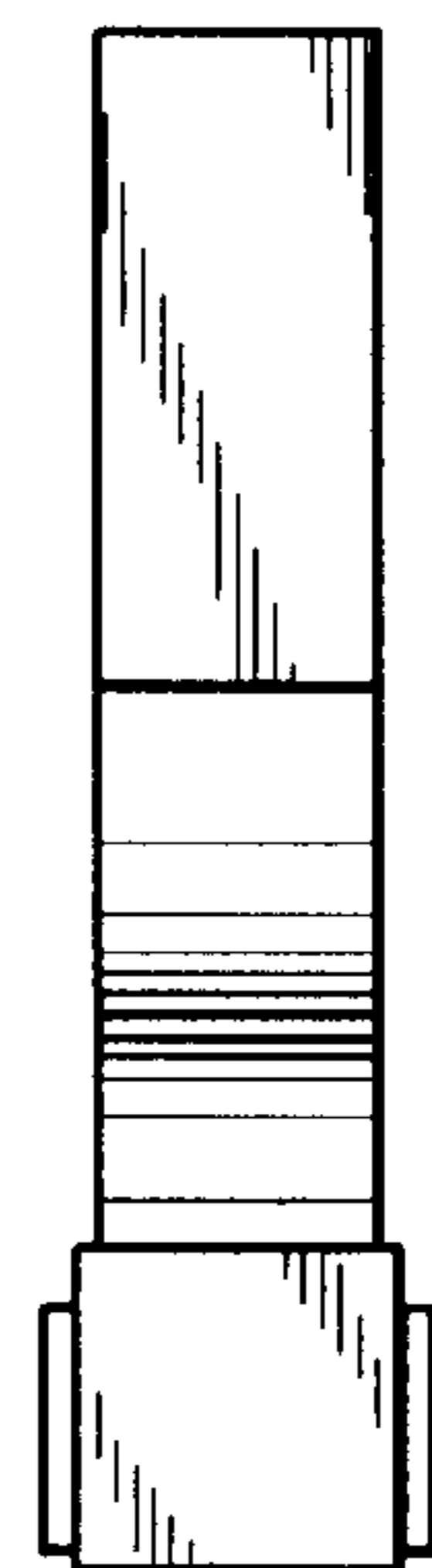


Fig.5

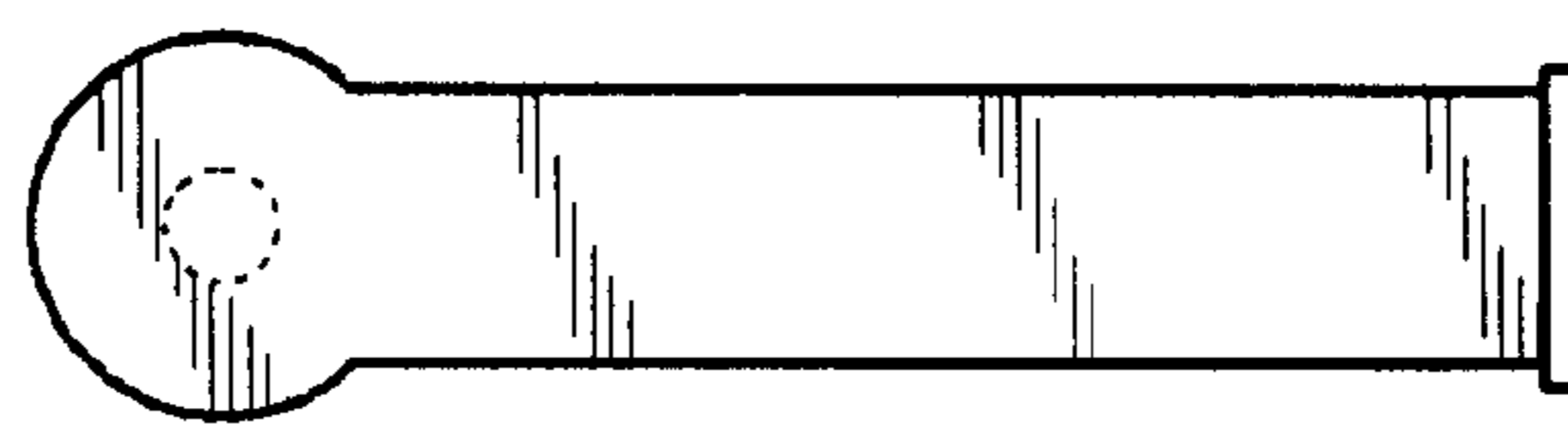


Fig.6