



US00D454974S

(12) **United States Design Patent**  
**Yando**

(10) **Patent No.:** **US D454,974 S**

(45) **Date of Patent:** **\*\* Mar. 26, 2002**

(54) **CHANDELIER ORNAMENT**

(75) Inventor: **Roslyn Yando**, Brainardsville, NY (US)

(73) Assignee: **Schonbek Worldwide Lighting, Inc.**,  
Plattsburgh, NY (US)

(\*\*) Term: **14 Years**

(21) Appl. No.: **29/135,185**

(22) Filed: **Jan. 5, 2001**

(51) **LOC (7) Cl.** ..... **26-99**

(52) **U.S. Cl.** ..... **D26/154; D11/22**

(58) **Field of Search** ..... D26/80-92, 142,  
D26/155, 154; 362/432, 457, 806; D11/22,  
70, 121, 158

(56) **References Cited**

**U.S. PATENT DOCUMENTS**

3,694,648 A \* 9/1972 Yates ..... 362/404

**OTHER PUBLICATIONS**

Home Lighting and Accessories, Apr. 1998, p. 120, Tse Tse  
& Associated decoration.\*

“SCHONBEK Beyond Lighting” Catalog, Copyright 1999,  
pp. 92-93.

\* cited by examiner

*Primary Examiner*—Susan J. Lucas

(74) *Attorney, Agent, or Firm*—Wolf, Greenfield & Sacks,  
P.C.

(57) **CLAIM**

The ornamental design for a chandelier ornament, as shown  
and described.

**DESCRIPTION**

FIG. 1 is a top, side perspective view of the chandelier  
ornament;

FIG. 2 is a front view thereof;

FIG. 3 is a rear view thereof;

FIG. 4 is a left side view;

FIG. 5 is a right side view;

FIG. 6 is a top view thereof;



FIG. 7 is a bottom view thereof;


FIG. 8 is a view of the ornament as attached to a chandelier,  
with the chandelier shown in phantom; and,

FIG. 9 is a view of multiple ornaments attached to a  
chandelier, with the chandelier shown in phantom.


The broken lines are shown for illustrative purposes only  
and form no part of the claimed design.

**1 Claim, 4 Drawing Sheets**







**Fig. 1**




**Fig. 2**




**Fig. 3**



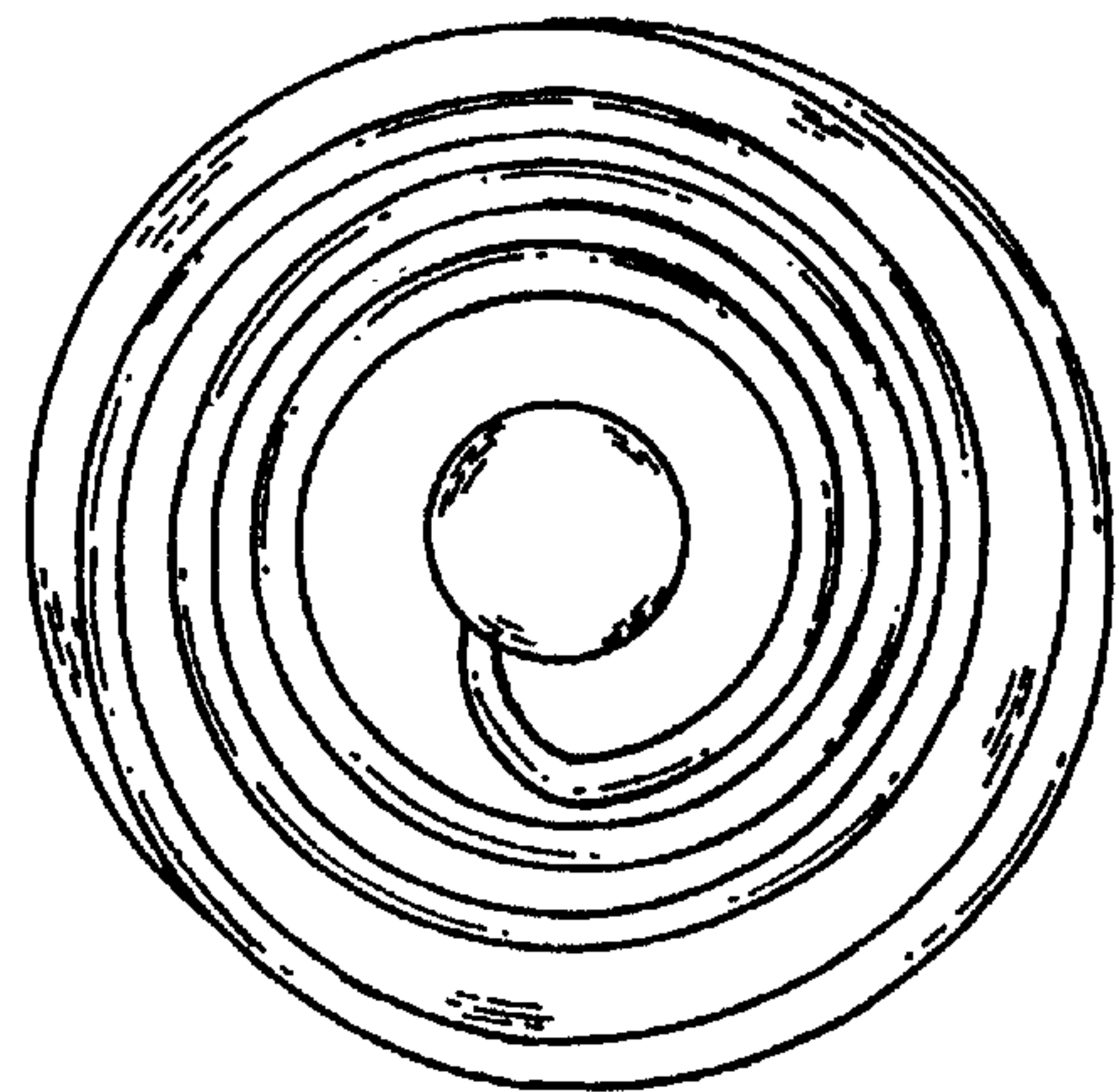
**Fig. 4**



**Fig. 5**




**Fig. 6**

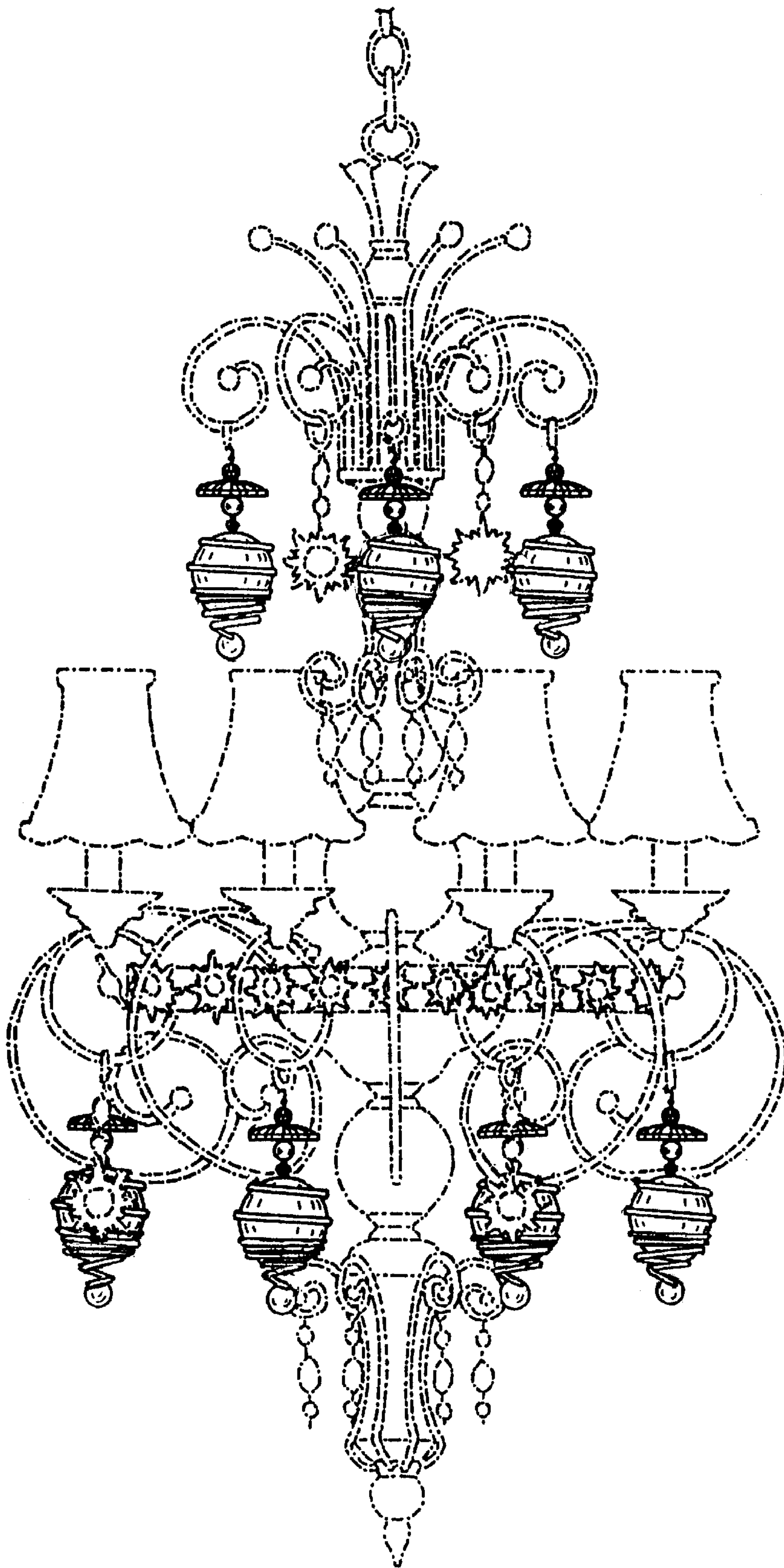


**Fig. 7**





**Fig. 8**



**Fig. 9**