



US00D454973S

(12) **United States Design Patent**
Bayer

(10) **Patent No.:** **US D454,973 S**

(45) **Date of Patent:** **** Mar. 26, 2002**

(54) **CHANDELIER ARM**

(75) Inventor: **Georg Bayer**, Plattsburgh, NY (US)

(73) Assignee: **Schonbek Worldwide Lighting, Inc.**,
Plattsburgh, NY (US)

(**) Term: **14 Years**

(21) Appl. No.: **29/140,110**

(22) Filed: **Apr. 11, 2001**

(51) **LOC (7) Cl.** **26-99**

(52) **U.S. Cl.** **D26/145**

(58) **Field of Search** D26/80-92, 142,
D26/155, 154; 362/432, 457, 458, 806,
404, 405, 406

(56) **References Cited**

U.S. PATENT DOCUMENTS

D71,804 S	*	1/1927	Levitan	D26/142
D74,269 S	*	1/1928	Lipsky	D26/142
D75,435 S	*	6/1928	Knieriem	D26/142

OTHER PUBLICATIONS

U.S. Application No. 29/140,106, filed Apr. 11, 2001, Chan-
delier.

U.S. Application No. 29/140,107, filed Apr. 11, 2001, Chan-
delier.

U.S. Application No. 29/140,109, filed Apr. 11, 2001, Chan-
delier Arm.

U.S. Application No. 29/140,108, filed Apr. 11, 2001, Chan-
delier Light Fixture Cup.

U.S. Application No. 60/283,278, filed Apr. 11, 2001,
Framework for a Lighting Fixture.

U.S. Application No. 60/283,280, filed Apr. 11, 2001,
Bobèche for a Chandelier and Chandeliers Incorporating
Same.

* cited by examiner

Primary Examiner—Susan J. Lucas

(74) *Attorney, Agent, or Firm*—Wolf, Greenfield & Sacks,
P.C.

(57) **CLAIM**

The ornamental design for a chandelier arm, as shown and
described.

DESCRIPTION


FIG. 1 is a left side view of a chandelier arm with attached
star-shaped surface ornaments and an attached light fixture
element shown in phantom, the right side view being a
mirror image thereof;

FIG. 2 is a side, front view of the chandelier arm shown
attached to a chandelier, with all other elements of the
chandelier shown in phantom; and,

FIG. 3 is a side, front view of the chandelier arm also shown
attached a chandelier, with beads in a frame of the arm and
all other elements of the chandelier shown in phantom.

The broken lines are shown for illustrative purposes only
and form no part of the claimed design.

1 Claim, 3 Drawing Sheets






Fig. 1

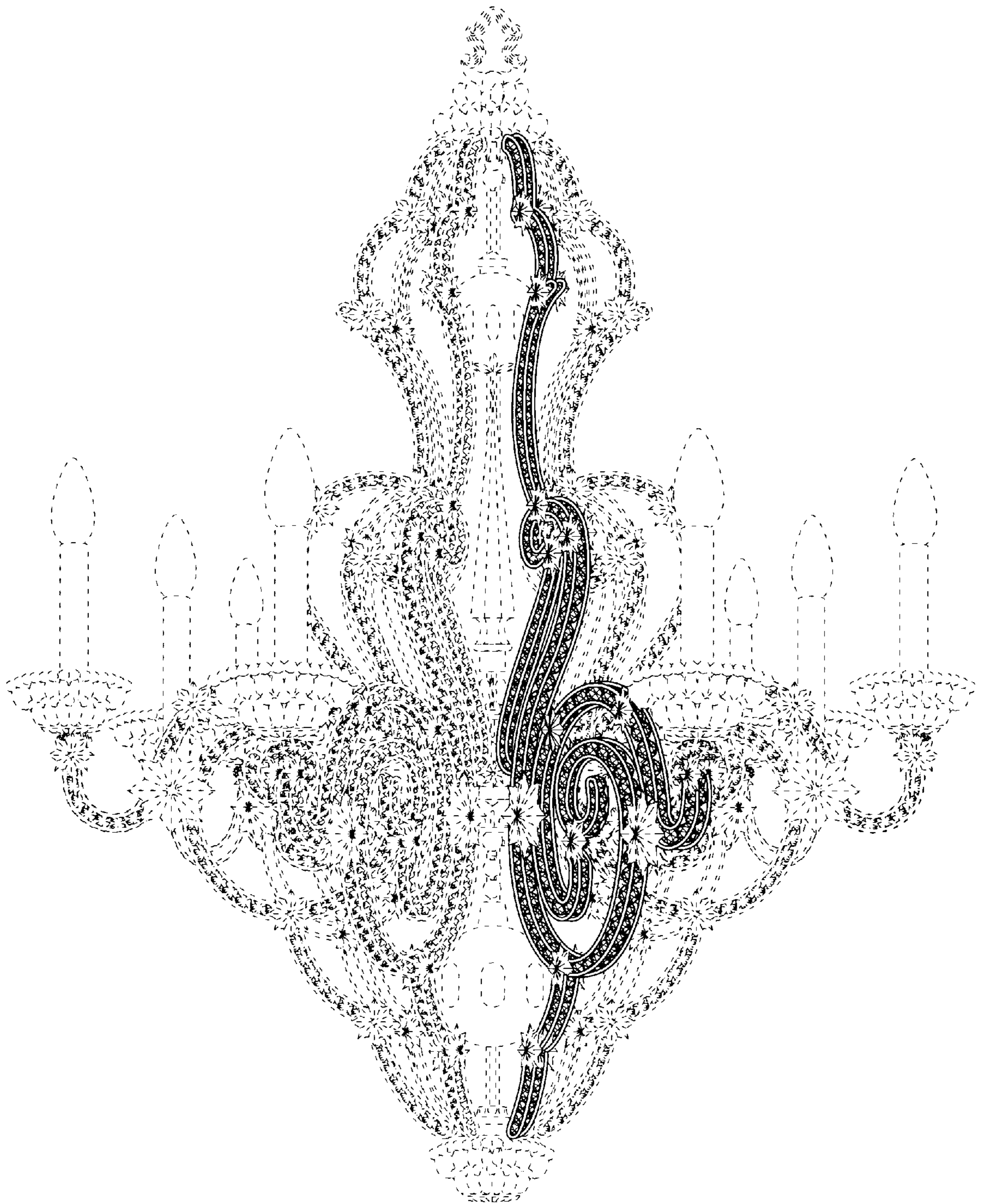


Fig. 2




Fig. 3