



US00D454964S

(12) **United States Design Patent**
Forbis

(10) **Patent No.:** **US D454,964 S**

(45) **Date of Patent:** **** Mar. 26, 2002**

- (54) **FENCE PANEL**
- (75) **Inventor:** **John T. Forbis**, York, NE (US)
- (73) **Assignee:** **Kroy Building Products, Inc.**, York, NE (US)
- (**) **Term:** **14 Years**
- (21) **Appl. No.:** **29/138,098**
- (22) **Filed:** **Mar. 6, 2001**

4,809,955 A	3/1989	Veilleux	256/13.1
5,011,325 A	4/1991	Antonioli	256/13.1
D329,914 S	* 9/1992	Veilleux	D25/138
5,149,061 A	* 9/1992	Borgnini	256/24
5,192,056 A	3/1993	Espinueva	256/13.1
5,200,240 A	4/1993	Baker	256/73 X
5,215,290 A	6/1993	Khalessi	256/13.1
5,480,126 A	* 1/1996	Teasdale	256/24
5,702,090 A	12/1997	Edgman	256/13.1
D405,545 S	* 2/1999	Forbis	D25/126
D405,546 S	* 2/1999	Forbis	D25/126
5,988,599 A	* 11/1999	Forbis	256/24

Related U.S. Application Data

- (60) Continuation-in-part of application No. 09/435,418, filed on Nov. 8, 1999, now Pat. No. 6,202,987, which is a continuation of application No. 09/238,754, filed on Jan. 28, 1999, now Pat. No. 6,041,486, which is a division of application No. 08/808,981, filed on Feb. 19, 1997, now Pat. No. 5,988,599.
- (51) **LOC (7) Cl.** **25-02**
- (52) **U.S. Cl.** **D25/126**
- (58) **Field of Search** D25/126, 35, 58, D25/138, 124, 39, 113, 114, 118; 256/73, 24; 52/284, 342, 404.1, 460

References Cited

U.S. PATENT DOCUMENTS

3,267,626 A	*	8/1966	Daly	
3,395,489 A		8/1968	Banse	256/13.1
3,522,933 A		8/1970	Braun	256/13.1
3,557,509 A	*	1/1971	Blaski	
3,648,981 A		3/1972	Allen	256/13.1
3,712,590 A		1/1973	Tochner et al.	256/34
3,924,834 A		12/1975	Young	256/13.1
4,007,919 A		2/1977	Totten	256/13.1
4,027,855 A		6/1977	Lauzier	256/65 X
4,188,019 A		2/1980	Meredith	256/73 X
4,202,532 A		5/1980	Mills	256/13.1
4,346,872 A		8/1982	Toruya	256/13.1
4,585,214 A		4/1986	Cope	256/13.1

OTHER PUBLICATIONS

Nebraska Plastics, Inc., *Guia de Planeamiento E Instalacion de Cercas Residenciales, Country Estates Fence, Cover Page and pp. 16 and 25*, Oct. 1995.

Nebraska Plastics, Inc., *Residential Fence Planning & Installation Guide, Country Estates Fence, Cover Page and p. 21*, Apr. 1994.

* cited by examiner

Primary Examiner—Doris Clark

(74) *Attorney, Agent, or Firm*—Clayton, Howarth, & Cannon, P.C.


(57) **CLAIM**

I claim the ornamental design for a fence panel, as shown and described.

DESCRIPTION

FIG. 1 is a perspective view thereof;
 FIG. 2 is a front view thereof;
 FIG. 3 is a rear view thereof;
 FIG. 4 is a right side view thereof;
 FIG. 5 is a left side view thereof;
 FIG. 6 is a top view thereof; and,
 FIG. 7 is a bottom view thereof.

1 Claim, 3 Drawing Sheets



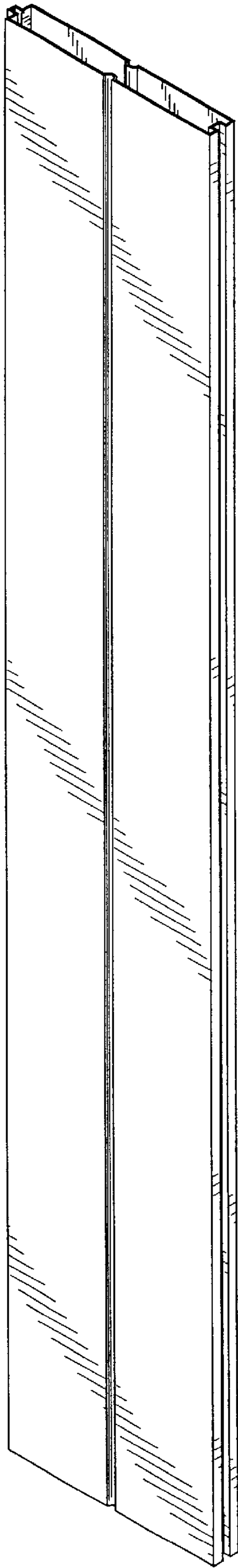


Fig. 1

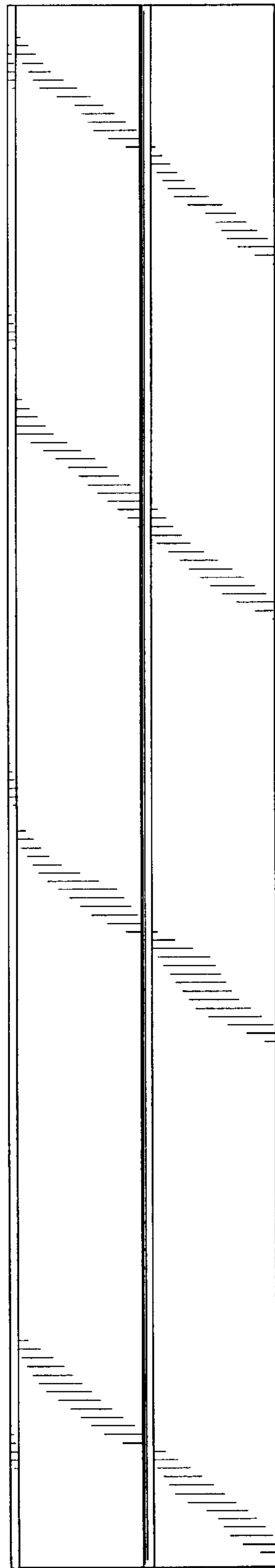


Fig. 2




Fig. 3



Fig. 4



Fig. 5

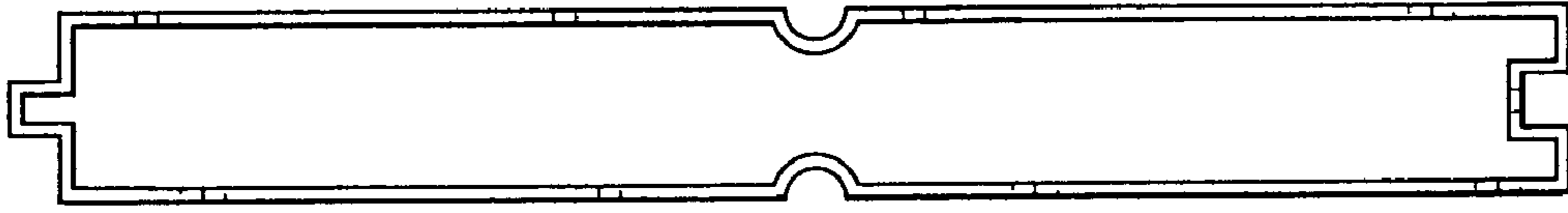


Fig. 6

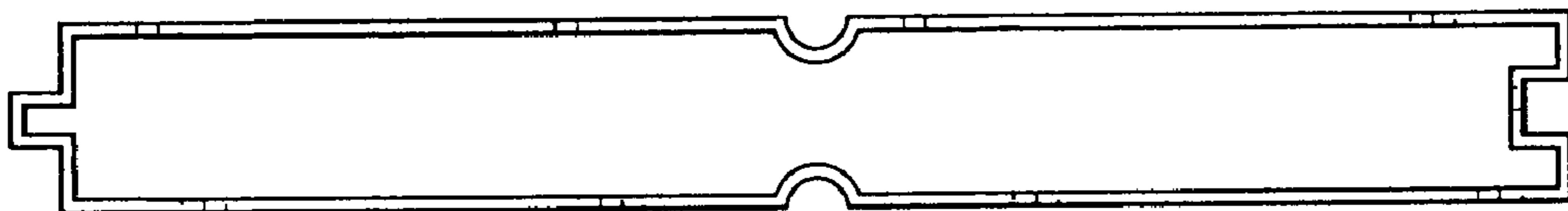


Fig. 7