



US00D454956S

(12) **United States Design Patent**  
**Visintainer**

(10) **Patent No.:** **US D454,956 S**

(45) **Date of Patent:** **\*\* Mar. 26, 2002**

(54) **DECORATIVE BANDAGE SET**

(76) **Inventor:** **Irene D Visintainer**, 26500 RCR 43  
P.O. Box 774000253, Steamboat  
Springs, CO (US) 80477

(\*\*) **Term:** **14 Years**

(21) **Appl. No.:** **29/140,566**

(22) **Filed:** **Apr. 20, 2001**

(51) **LOC (7) Cl.** ..... **24-04**

(52) **U.S. Cl.** ..... **D24/189**

(58) **Field of Search** ..... D24/189; 602/41,  
602/42, 43, 54, 55, 59

(56) **References Cited**

**U.S. PATENT DOCUMENTS**

2,161,720	A	*	6/1939	Morelli	.....	128/894
2,905,174	A	*	9/1959	Smith	.....	602/42
3,425,412	A	*	2/1969	Pope	.....	602/59
4,285,338	A		8/1981	Lemelson		

D390,960	S		2/1998	Ross		
D392,045	S		3/1998	Palermo		
D404,134	S		1/1999	Dunshee		
D404,135	S		1/1999	Dunshee		
D408,540	S		4/1999	Dunshee et al.		
D444,562	S	*	7/2001	Kozub	.....	D24/189

\* cited by examiner

*Primary Examiner*—Stella Reid

(57) **CLAIM**

The ornamental design for a decorative bandage set, as shown and described.

**DESCRIPTION**

FIG. 1 is a front elevational view of the decorative bandage set of the present invention; and, FIG. 2 is a rear elevational view of the decorative bandage set of FIG. 1.

The edges of the bandages are plain and unornamental and form no part of the claimed design.

**1 Claim, 2 Drawing Sheets**

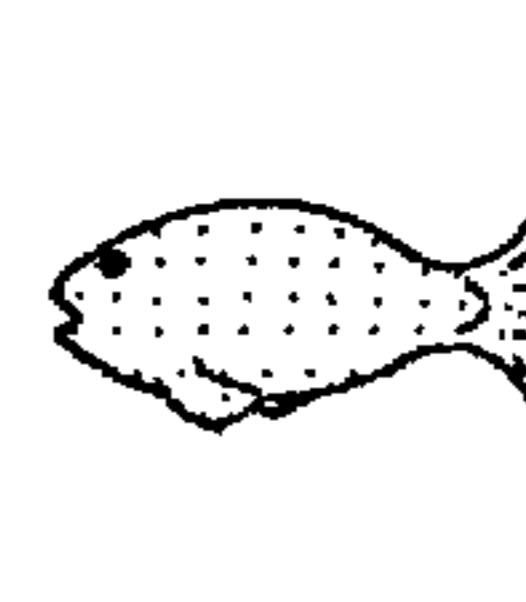
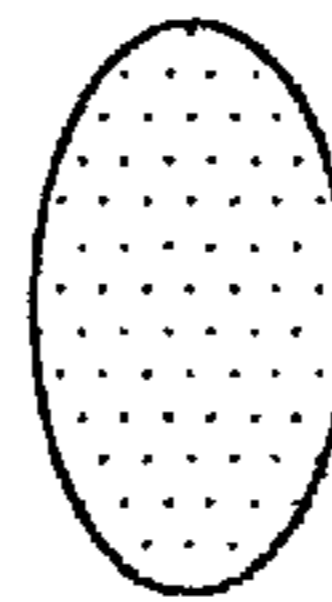

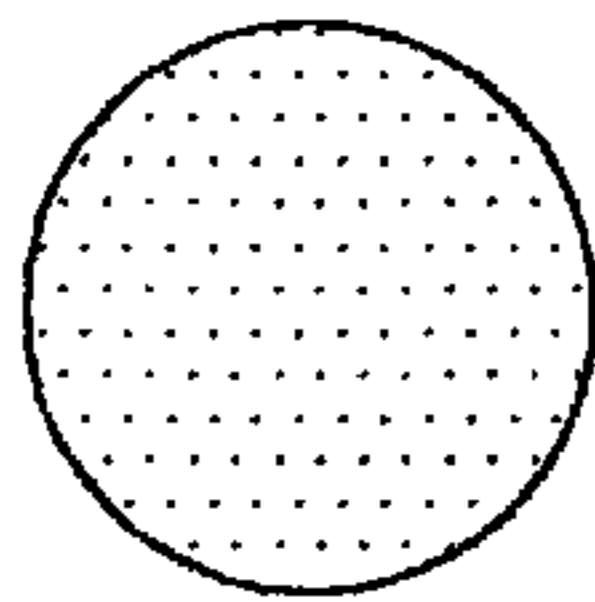


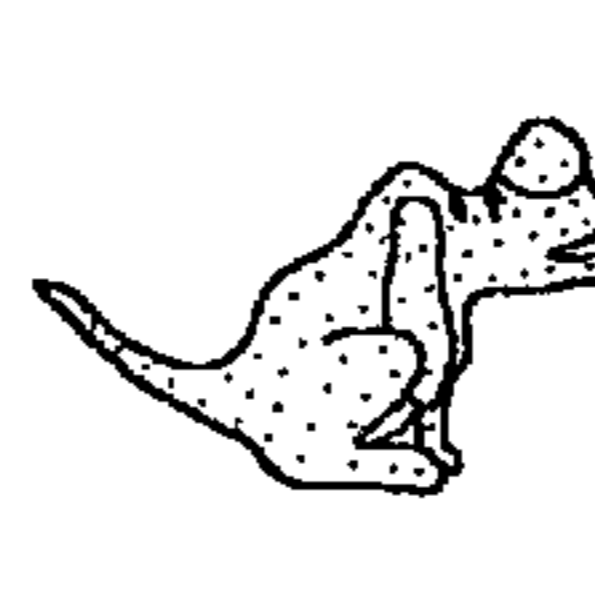
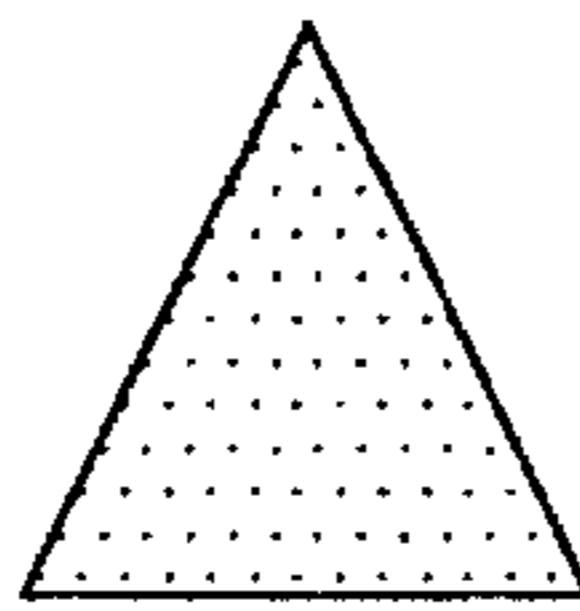
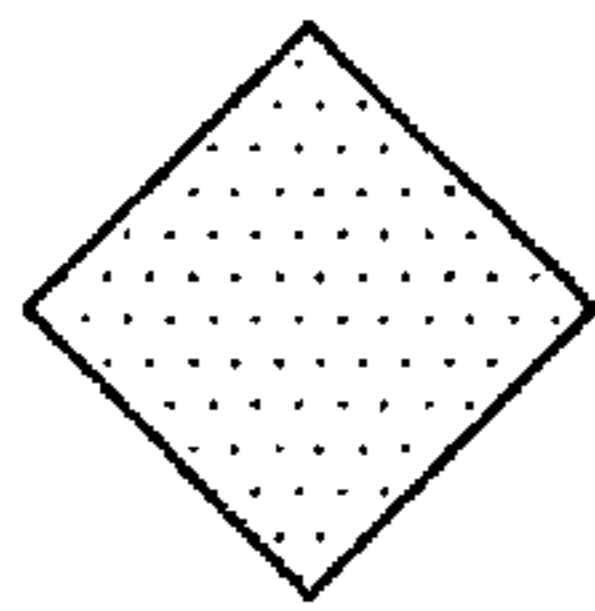
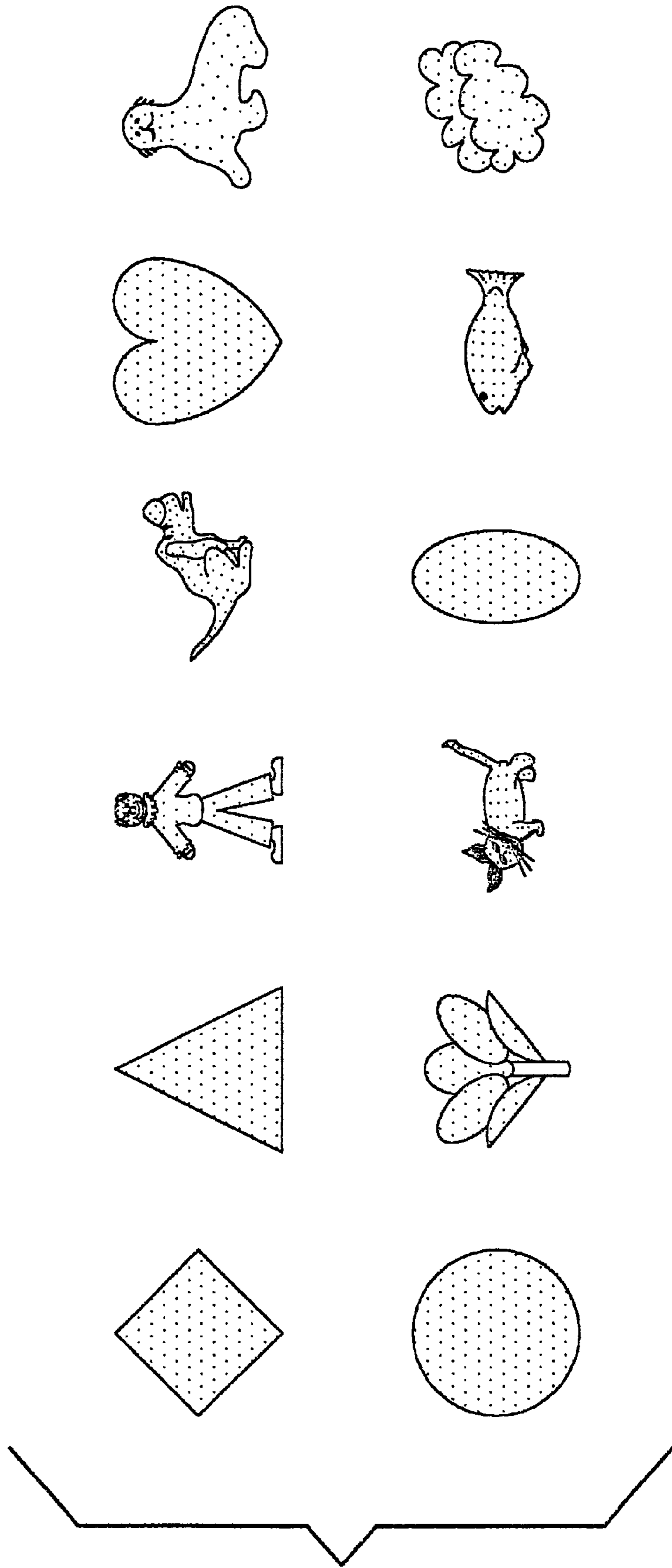


FIG. 1



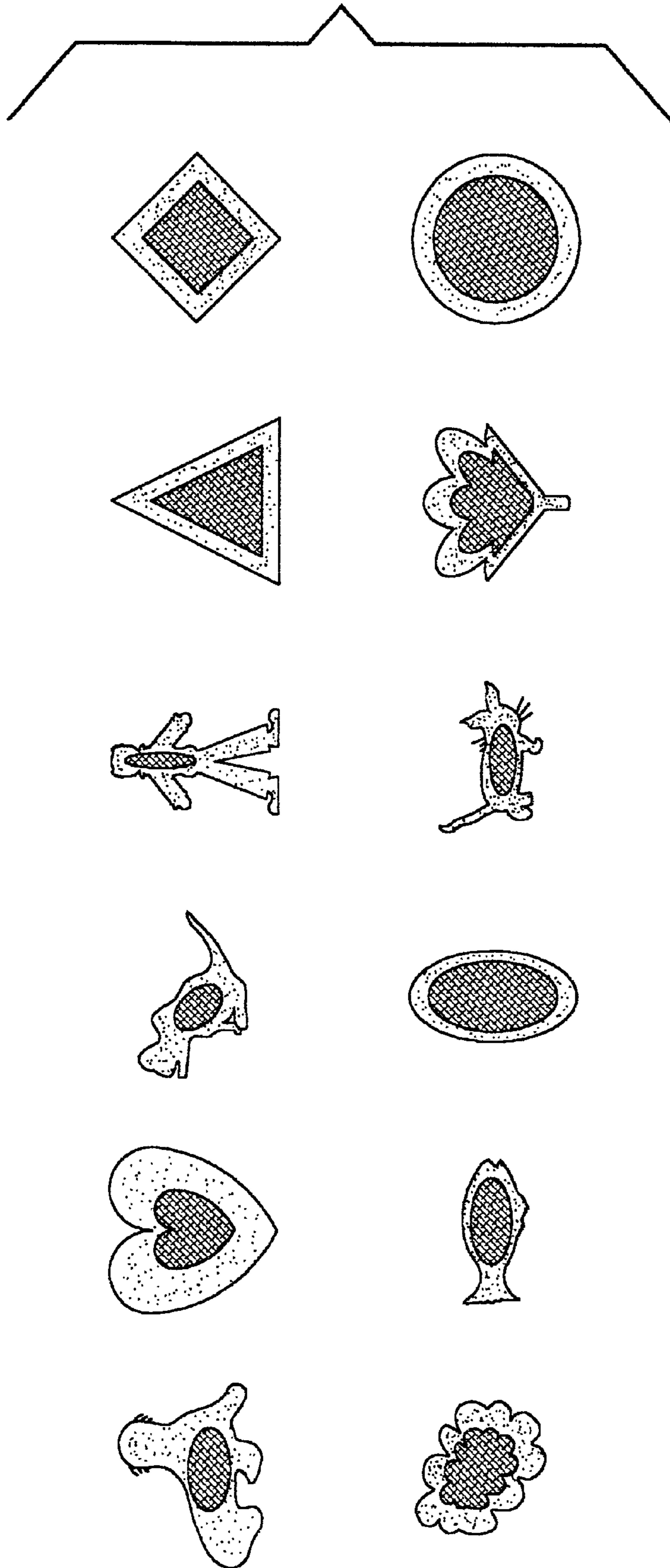


FIG. 2