



US00D454955S

(12) **United States Design Patent**  
**Dunshee et al.**

(10) **Patent No.:** **US D454,955 S**  
(45) **Date of Patent:** **\*\* Mar. 26, 2002**

(54) **ADHESIVE BANDAGE**

(75) Inventors: **Wayne K. Dunshee**, Maplewood;  
**Richard L. Jacobson**, Oakdale, both of  
MN (US)

(73) Assignee: **3M Innovative Properties Company**,  
St. Paul, MN (US)

(\*\*) Term: **14 Years**

(21) Appl. No.: **29/125,666**

(22) Filed: **Jun. 28, 2000**

**Related U.S. Application Data**

(62) Division of application No. 29/116,631, filed on Jan. 7,  
2000, now Pat. No. Des. 430,674.

(51) **LOC (7) Cl.** ..... **24-02**

(52) **U.S. Cl.** ..... **D24/189**

(58) **Field of Search** ..... D24/189; 602/8,  
602/41-56, 57, 67, 58

(56) **References Cited**

**U.S. PATENT DOCUMENTS**

4,126,130	A	11/1978	Cowden et al.	129/91	R
D292,826	S	11/1987	Sproles	D24/49	
RE33,727	E	10/1991	Sims	128/85	L
5,088,483	A	2/1992	Heinecke	602/46	
5,160,315	A	11/1992	Heinecke et al.	602/57	
D340,985	S	11/1993	Arginsky	D24/189	
5,480,717	A	1/1996	Kundel	428/338	
5,520,629	A	5/1996	Heinecke et al.	602/57	
5,531,855	A	7/1996	Heinecke et al.	156/252	
D377,529	S	1/1997	Nyqvist-Mayer	D24/189	

(List continued on next page.)

**FOREIGN PATENT DOCUMENTS**

CA	84262	7/1998
EP	0 051 935	5/1982
EP	0 236 104	9/1987
WO	WO 94/21207	9/1994
WO	WO 98/00080	1/1998

**OTHER PUBLICATIONS**

Brochure "3M Tegaderm™ Transparent Dressing: Suggested Applications and Special Techniques", 3M Health Care, 1991, form 70-2008-5413-4(321.5)II.

Brochure "3M Tegaderm™ 1624W transparent dressing", 3M Health Care, 1993, form 70-2008-6769-8 (73.75)I.

Brochure "3M Tegaderm Transparent Dressing: The clear choice for easier application and improved patient care", 3M Health Care, 1994, form 70-2008-7408-2 (644)ii.

Brochure "3M Tegaserb™ Thin hydrocolloid dressing", 3M Health Care, 1993, form 70-2008-6475-2 (43.5)ii.

Brochure "3M Tegaserb™ Hydrocolloid Dressing 3M Tegaserb™ Thin Hydrocolloid Dressing", 3M Health Care, 1996, form # 70-2008-3817-8(861)ii.

Instructions "Tegaserb™ Ulcer Dressing", 3M Health Care, 1990, form 70-2008-2728-8 (301)ii.

Brochure "3M Tegaserb™ ulcer dressing", 3M Health Care, 1991, form 70-2008-4530-6 (5115)VP.

Brochure "Wound Care", 3M Health Care, form 70-2008-4526-4 (70.8)VP.

*Primary Examiner*—Louis S. Zarfes

*Assistant Examiner*—Gregory Andoll

(74) *Attorney, Agent, or Firm*—Doreen S. L. Gwin

(57) **CLAIM**

The ornamental design for an adhesive bandage, as shown and described.

**DESCRIPTION**

FIG. 1 is a perspective view of an adhesive bandage of the invention;

FIG. 2 is a top plan view thereof;

FIG. 3 is a front edge view thereof;

FIG. 4 is a bottom plan view thereof;

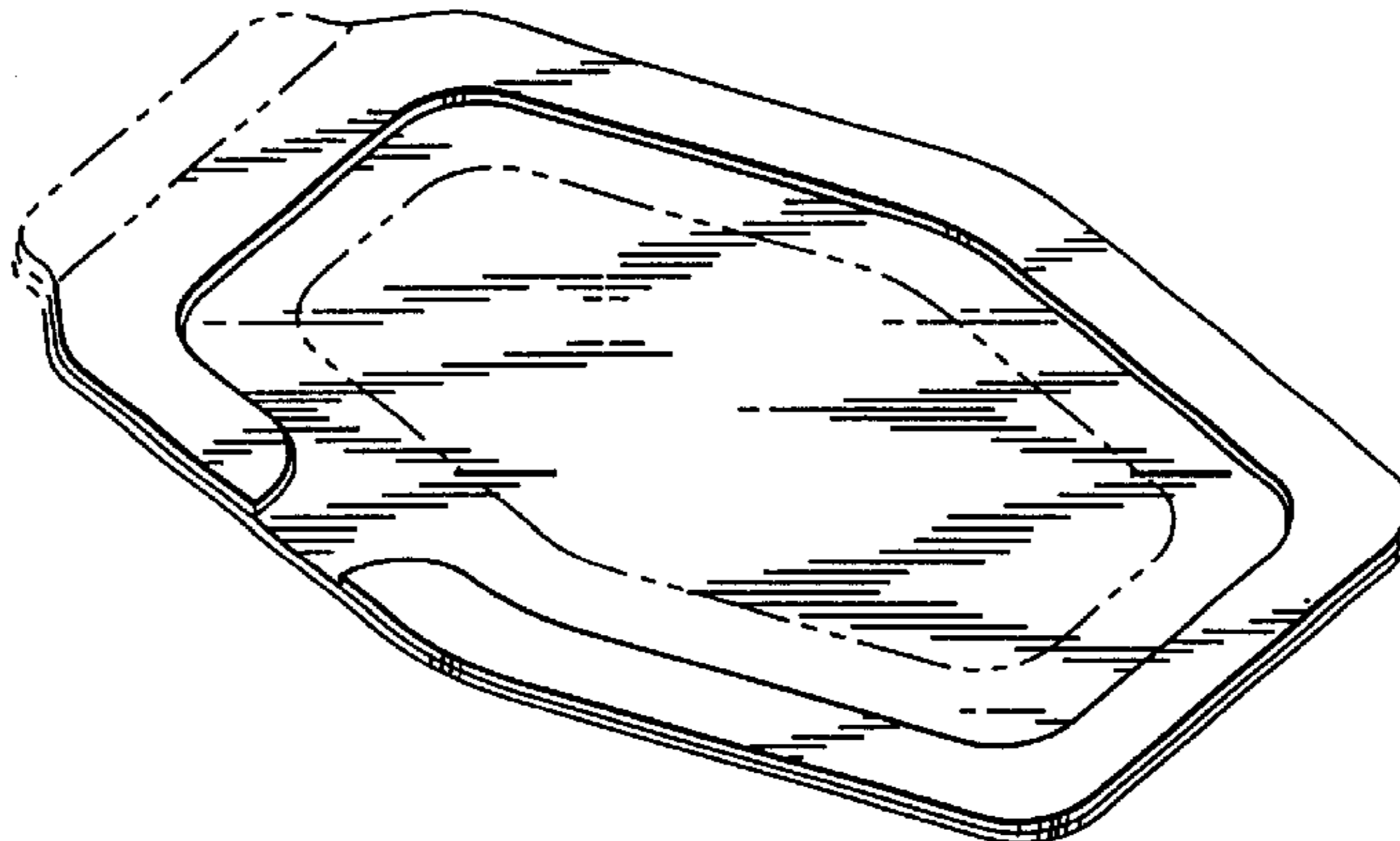
FIG. 5 is a back edge view thereof;

FIG. 6 is a left edge view thereof; and,

FIG. 7 is a right edge view thereof.

The broken lines in the figures are for illustrative purposes only and form no part of the design.

**1 Claim, 1 Drawing Sheet**



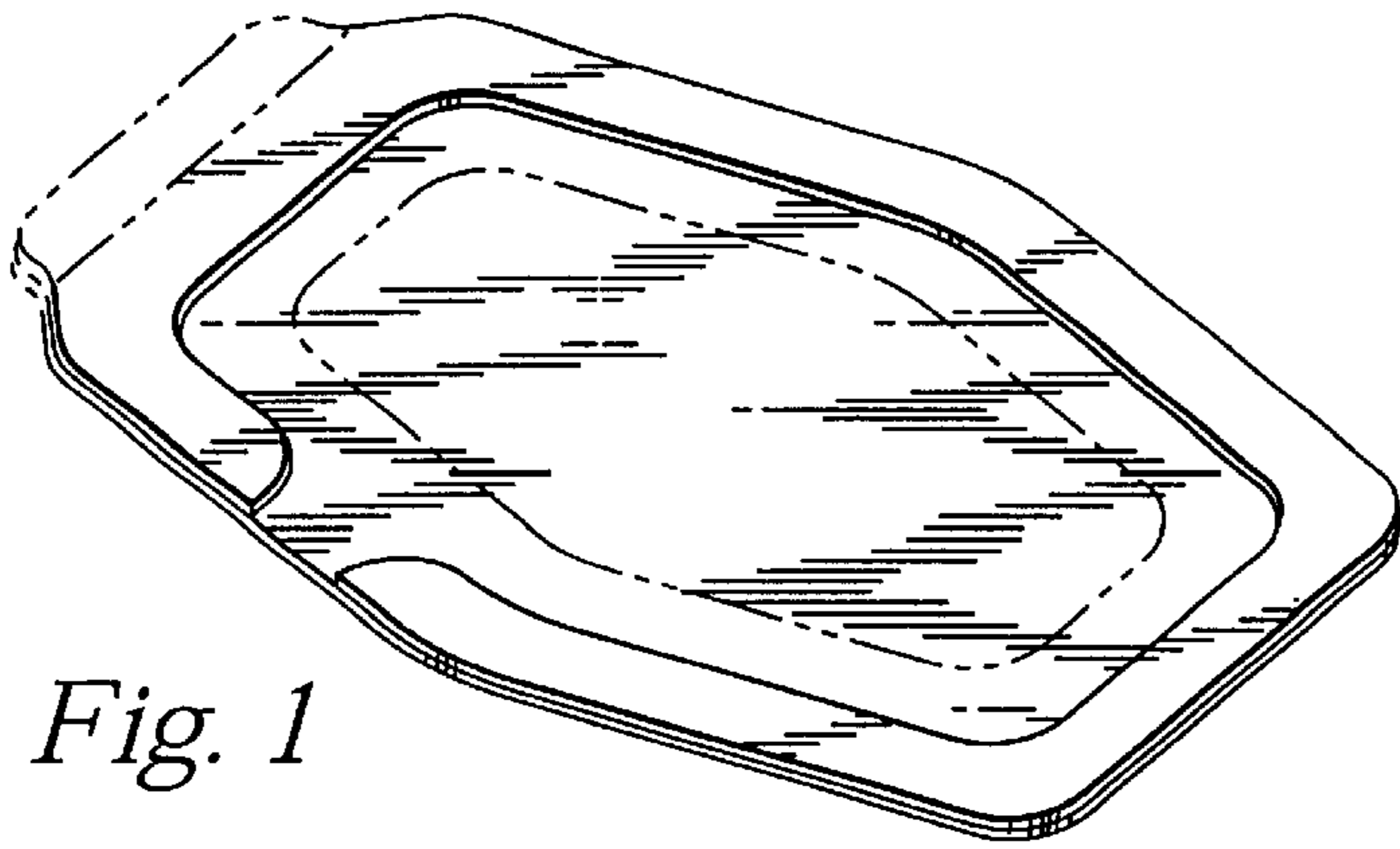
# US D454,955 S

Page 2

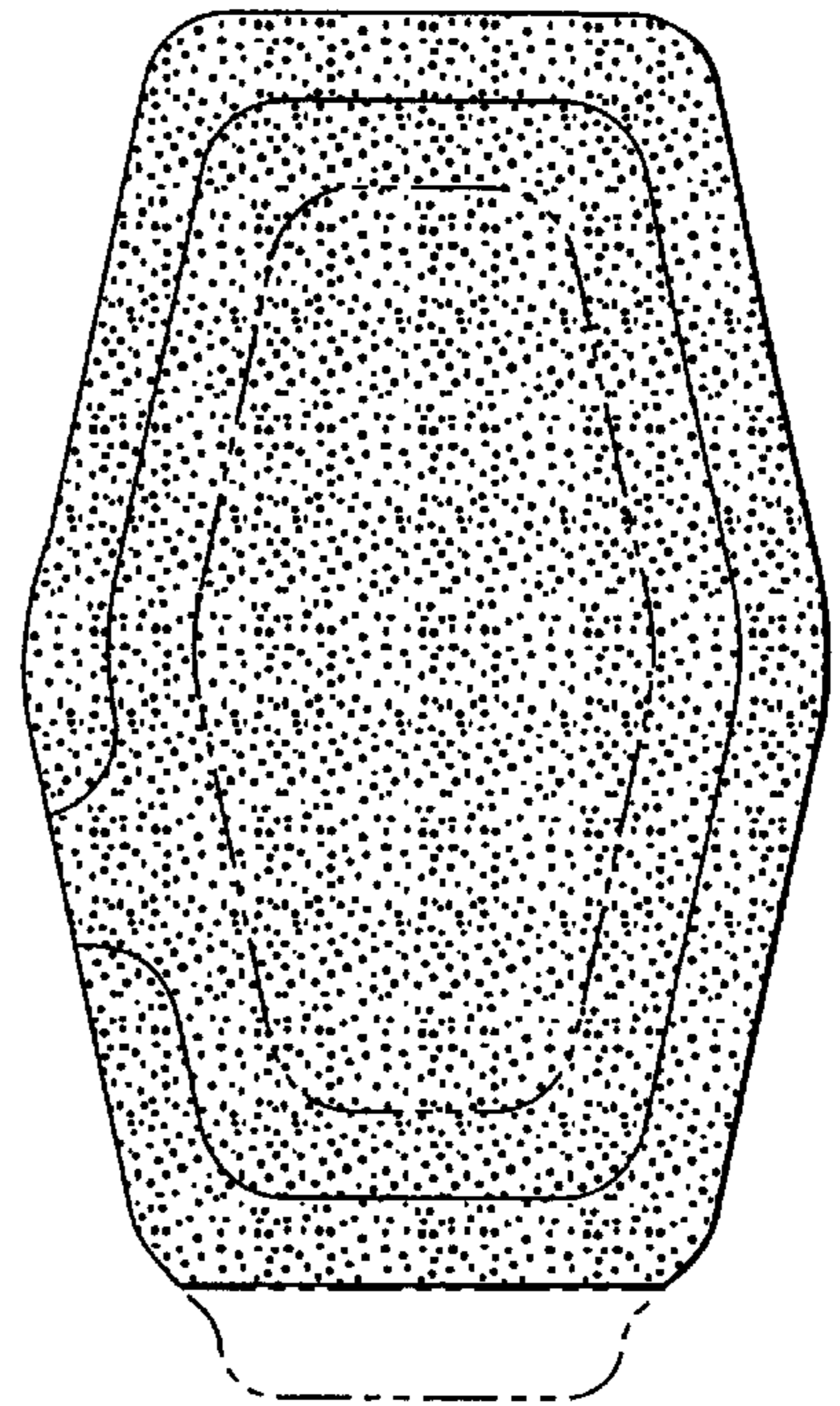
---

U.S. PATENT DOCUMENTS			
D383,211 S	9/1997	Dunshee et al. ....	D24/189
5,738,642 A	4/1998	Heinecke et al. ....	602/58
D404,136 S	1/1999	Dunshee et al. ....	D24/189
D408,540 S	4/1999	Dunshee et al. ....	D24/189
D408,541 S	4/1999	Dunshee et al. ....	D24/189
		D409,754 S	5/1999 Dunshee et al. .... D24/189
		D410,087 S	5/1999 Dunshee et al. .... D24/189
		D410,546 S	6/1999 Brodgen et al. .... D24/189
		5,935,595 A	8/1999 Steen ..... 602/67
		D428,494 S *	7/2000 Brodgen et al. .... D24/189

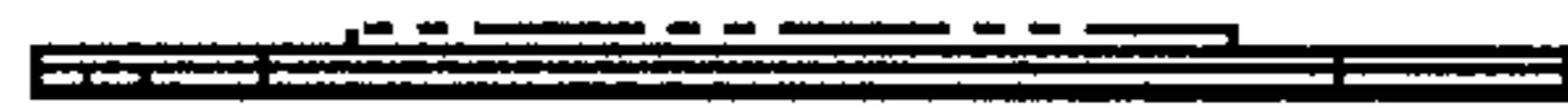
\* cited by examiner



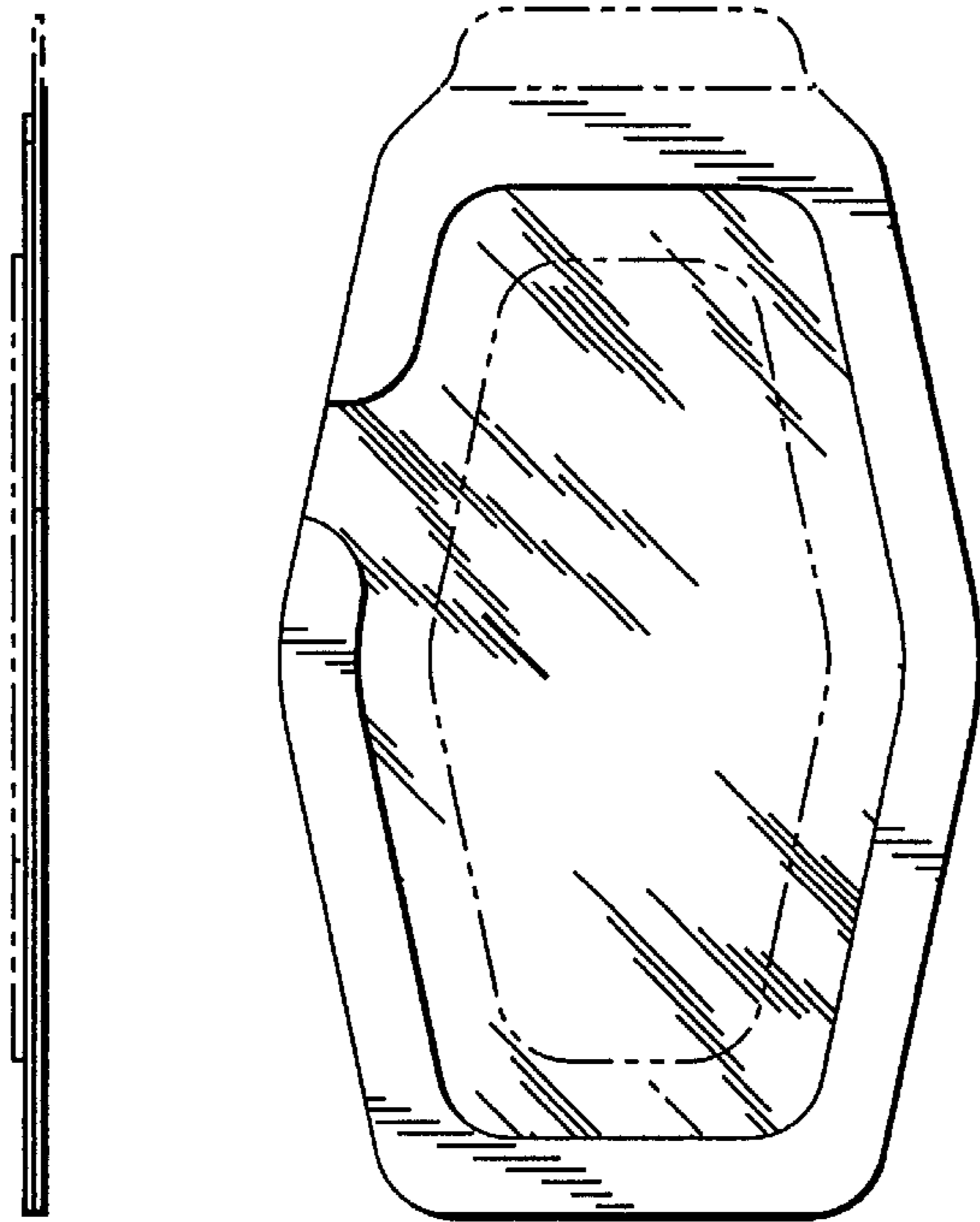
*Fig. 1*



*Fig. 4*



*Fig. 5*



*Fig. 2*



*Fig. 6*



*Fig. 7*



*Fig. 3*