



US00D454937S

(12) **United States Design Patent**
Blackmon

(10) **Patent No.:** **US D454,937 S**

(45) **Date of Patent:** **** Mar. 26, 2002**

(54) **FISHING ROD HOLDER**

D448,446 S * 9/2001 Walls et al. D22/147

(76) Inventor: **Jason E Blackmon**, 8728
Summerpointe Dr., Elk Grove, CA (US)
95624

(**) Term: **14 Years**

(21) Appl. No.: **29/138,598**

(22) Filed: **Mar. 16, 2001**

(51) **LOC (7) Cl.** **22-05**

(52) **U.S. Cl.** **D22/147**

(58) **Field of Search** D22/147, 148;
43/21.2; 248/156, 512, 538, 533, 532, 539,
520

(56) **References Cited**

U.S. PATENT DOCUMENTS

2,745,088 A	5/1956	Bauer	340/213
3,341,157 A	9/1967	Duncan	248/156
D211,636 S	7/1968	Ardizzone et al.	D22/147
4,245,419 A	1/1981	Mcmanus	43/21.2
4,557,409 A	12/1985	Hecock et al.	227/147
4,866,873 A	9/1989	Van Valkenburg	43/21.2
D349,555 S *	8/1994	Siket, Jr. et al.	D22/147
D409,274 S *	5/1999	Morse, Jr. et al.	D22/147
D424,658 S *	5/2000	Mitchell	D22/147

OTHER PUBLICATIONS

Netcraft Fishing Tackle, Rod Holders, p. 70, Apr. 18, 1996.*

* cited by examiner

Primary Examiner—Catherine R. Oliver

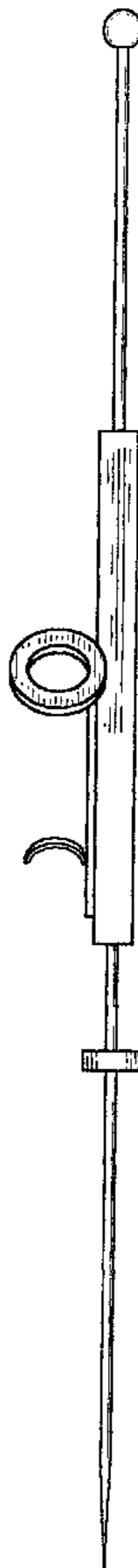
(57) **CLAIM**

The ornamental design for a fishing rod holder, as shown and described.

DESCRIPTION

FIG. 1 is a front elevational view of the fishing rod holder of the present invention;
 FIG. 2 is a rear elevational view of the fishing rod holder of FIG. 1;
 FIG. 3 is a left side elevational view of the fishing rod holder of FIG. 1;
 FIG. 4 is a right side elevational view of the fishing rod holder of FIG. 1;
 FIG. 5 is a top plan view of the fishing rod holder of FIG. 1; and,
 FIG. 6 is a bottom plan view of the fishing rod holder of FIG. 1.

1 Claim, 3 Drawing Sheets






FIG. 1

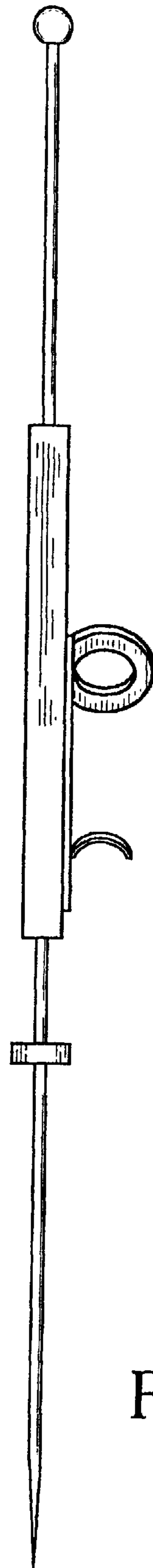


FIG. 2

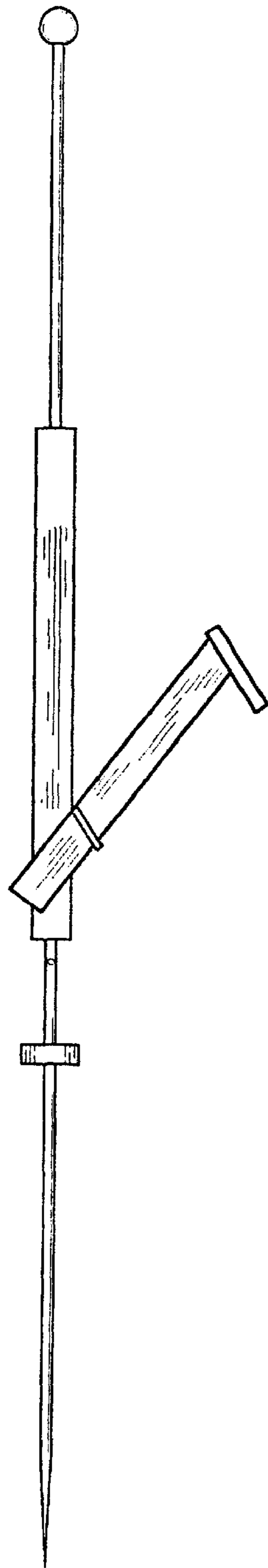


FIG. 3

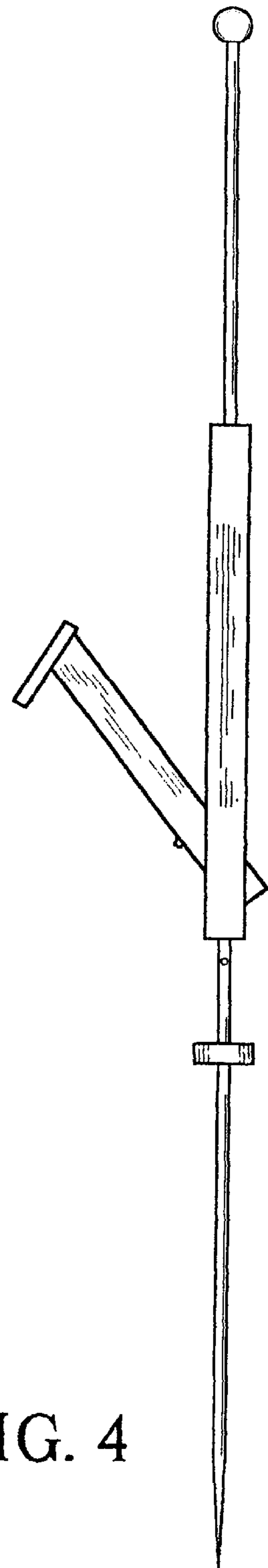


FIG. 4

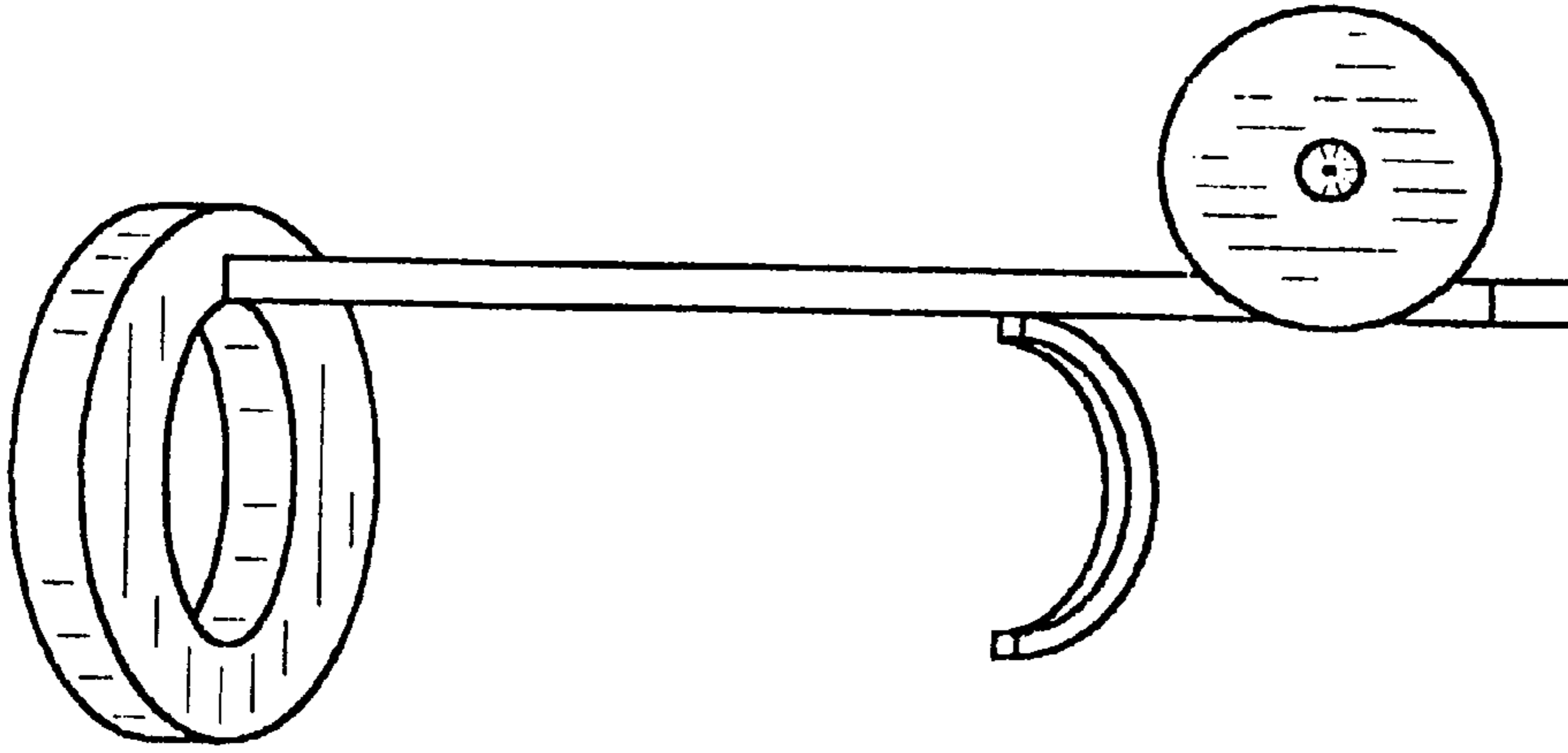


FIG. 6

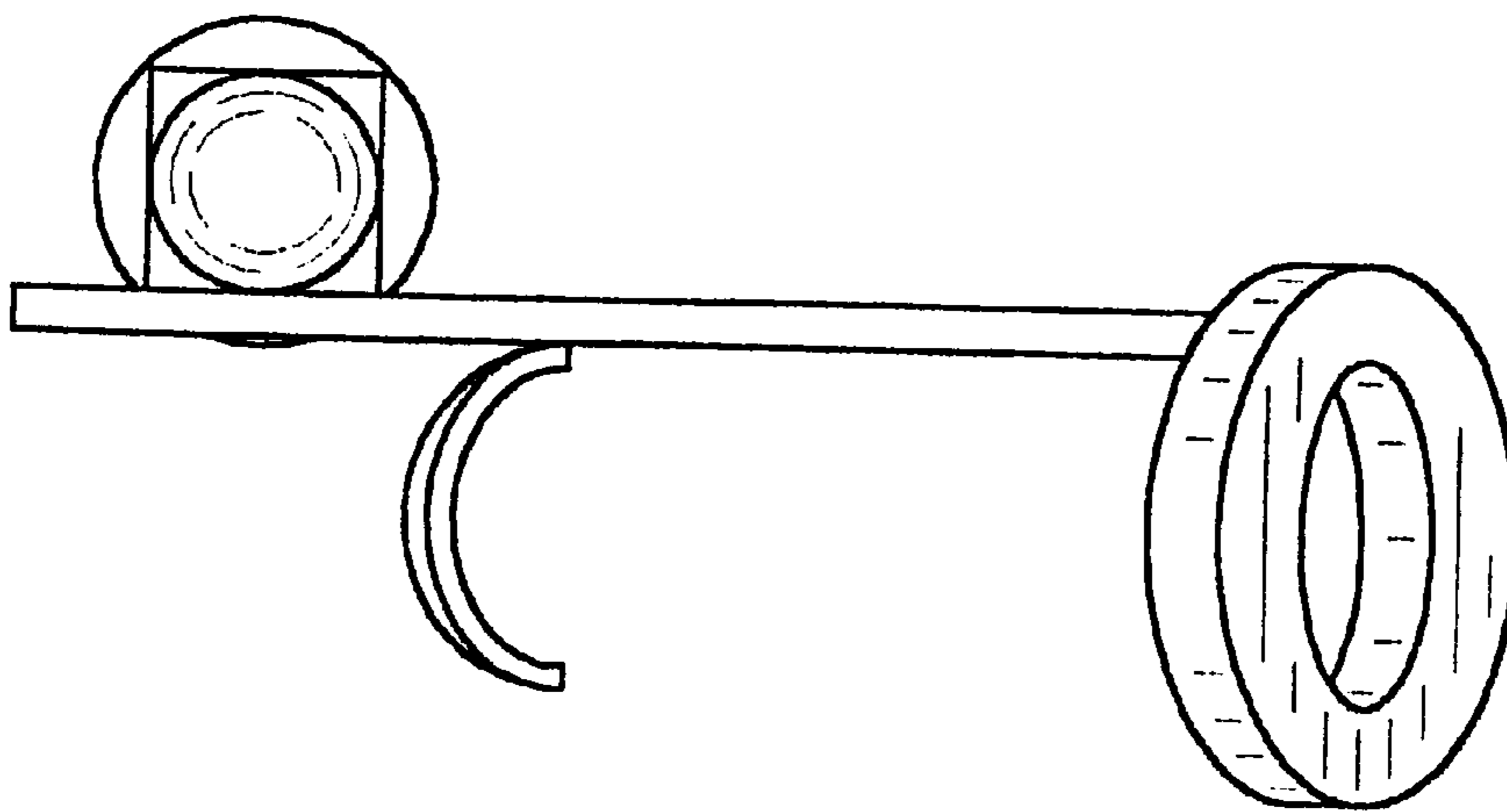


FIG. 5