

US00D454924S

(12) **United States Design Patent** (10) **Patent No.:** **US D454,924 S**
Hooten (45) **Date of Patent:** **** Mar. 26, 2002**

(54) **WEIGHTED SWIRLING STREAMER SNAKE TOY**

(76) Inventor: **Patricia See Hooten**, 2721 Shades Crest Rd., Birmingham, AL (US) 35216

(**) Term: **14 Years**

(21) Appl. No.: **29/140,087**

(22) Filed: **Apr. 11, 2001**

(51) **LOC (7) Cl.** **21-01**

(52) **U.S. Cl.** **D21/455; D21/398**

(58) **Field of Search** D21/398, 400, D21/445, 455, 465, 461; 446/214, 236, 247, 255, 266, 366, 486, 166; 244/153 R, 155 R

(56) **References Cited**

U.S. PATENT DOCUMENTS

3,439,446 A *	4/1969	Alonso	446/247
4,037,356 A *	7/1977	Chantland	446/247
4,299,394 A	11/1981	Greenspan	
D284,487 S	7/1986	Pratt	
D330,876 S	11/1992	Huber	
D396,256 S	7/1998	Shaw	
D410,417 S	6/1999	Hamowy	
D410,871 S	6/1999	Hamowy	
D413,084 S	8/1999	Hamowy	
D414,722 S	10/1999	Hamowy	

OTHER PUBLICATIONS

Hearthsong; Kiwidos; © 1998–2001; Internet Web Site.

* cited by examiner

Primary Examiner—Dominic Simone

(74) *Attorney, Agent, or Firm*—Lanier Ford Shaver & Payne PC; Gerald M. Walsh

(57) **CLAIM**

I claim the ornamental design for a weighted swirling streamer snake toy, as shown and described.

DESCRIPTION

FIG. 1 is a perspective view in an illustrative environment of the weighted swirling streamer snake toy of the present invention, the environment being shown in broken lines for illustrative purposes and thus not forming a part of the claimed design.

FIG. 2 is a top plan view of the weighted swirling streamer snake toy of FIG. 1.

FIG. 3 is a bottom plan view of the weighted swirling streamer snake toy of FIG. 1.

FIG. 4 is a front elevational view of the weighted swirling streamer snake toy of FIG. 1.

FIG. 5 is a rear elevational view of the weighted swirling streamer snake toy of FIG. 1.

FIG. 6 is a right side elevational view of the weighted swirling streamer snake toy of FIG. 1, the left side view being identical to the right side view.

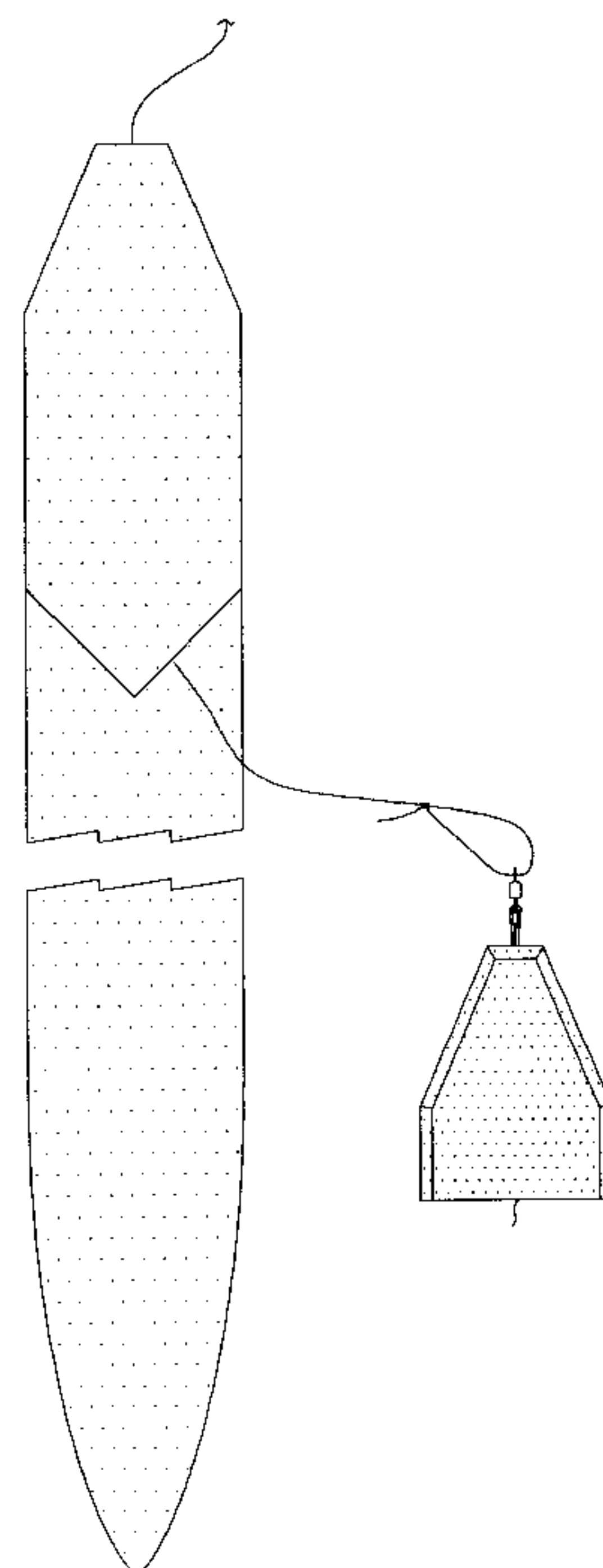
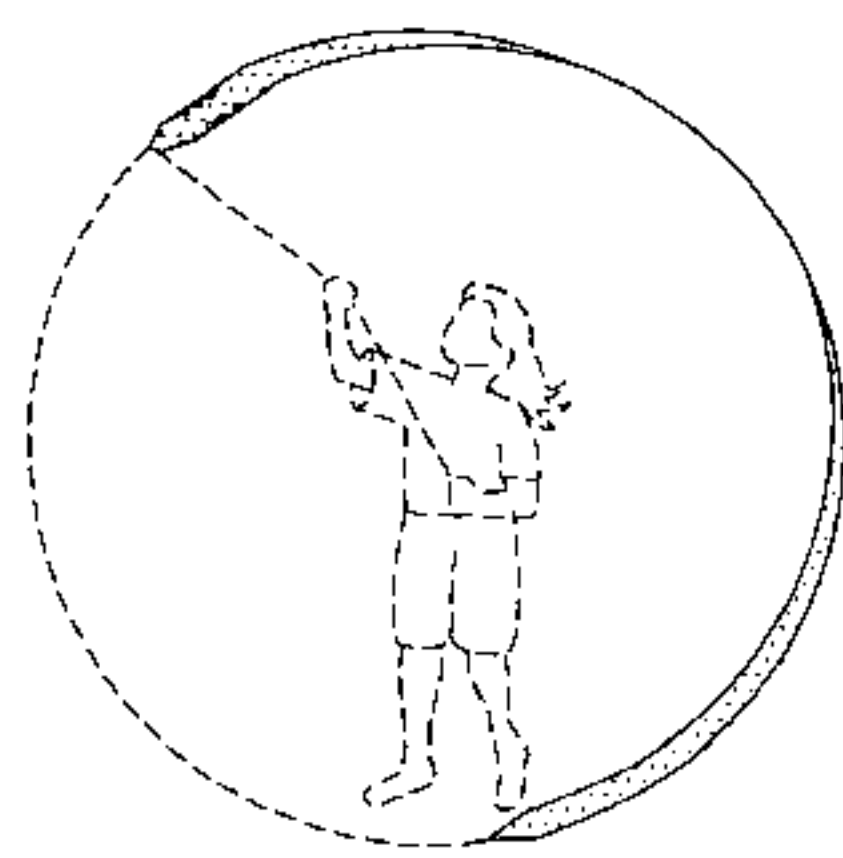
FIG. 7 is a bottom plan view of the weighted swirling streamer snake toy showing a top plan view of the weight removed from the front portion.

FIG. 8 is a front elevational view of the weight of the weighted swirling streamer snake toy of FIG. 7.

FIG. 9 is a rear elevational view of the weight of the weighted swirling streamer snake toy of FIG. 7; and,

FIG. 10 is a left side elevational view of the weight of the weighted swirling streamer snake toy of FIG. 7, the right side view being identical to the left side view.

1 Claim, 2 Drawing Sheets



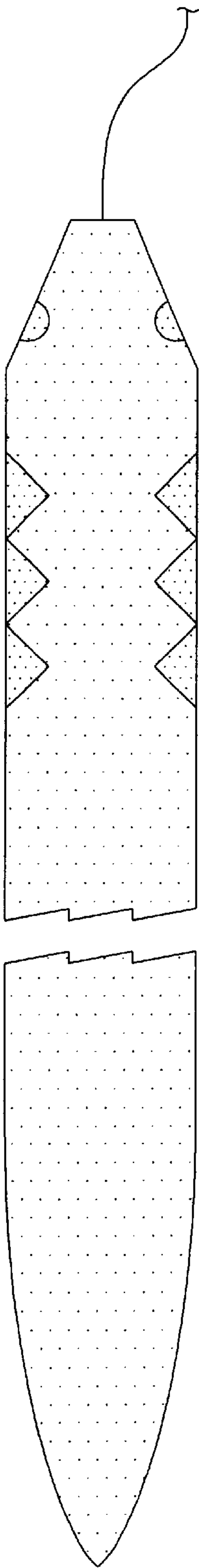


Fig. 2

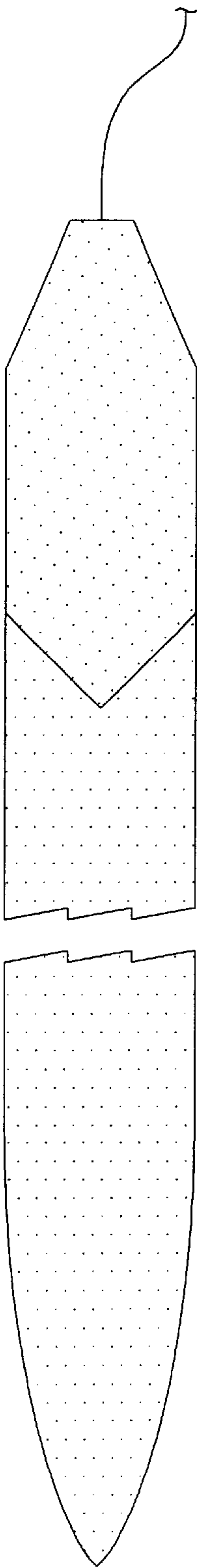


Fig. 3

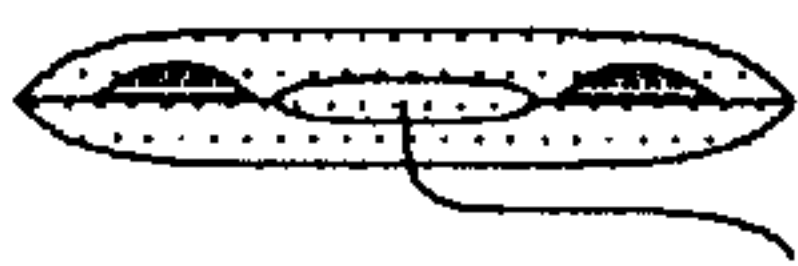


Fig. 4

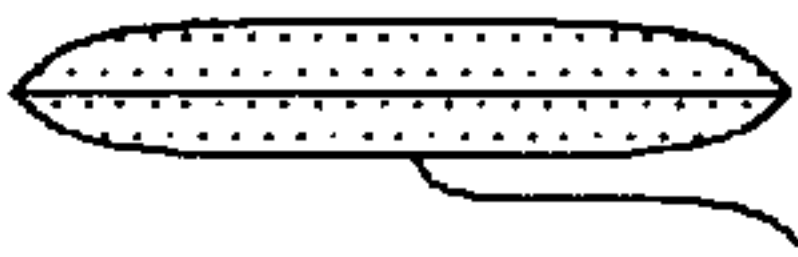


Fig. 5

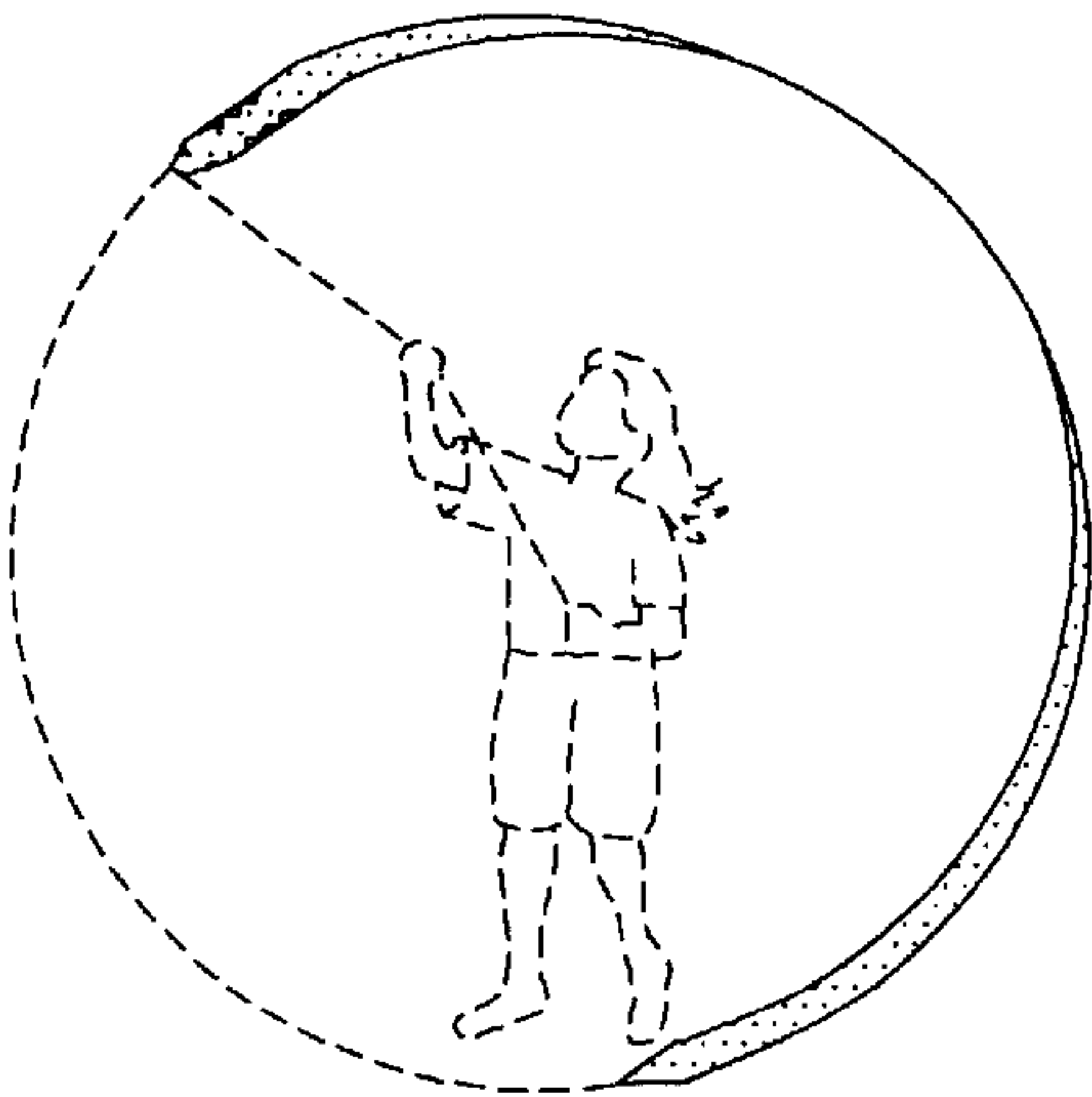


Fig. 1

Fig. 6

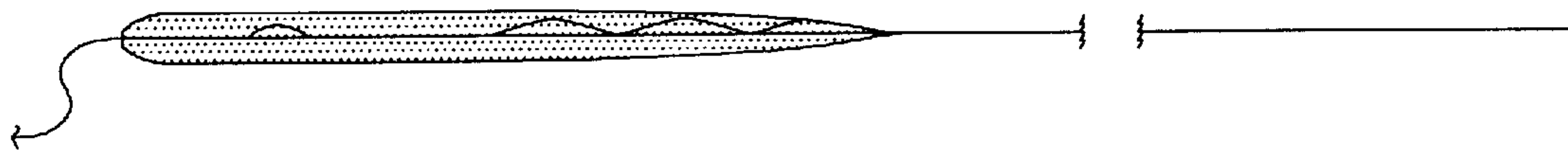


Fig. 8

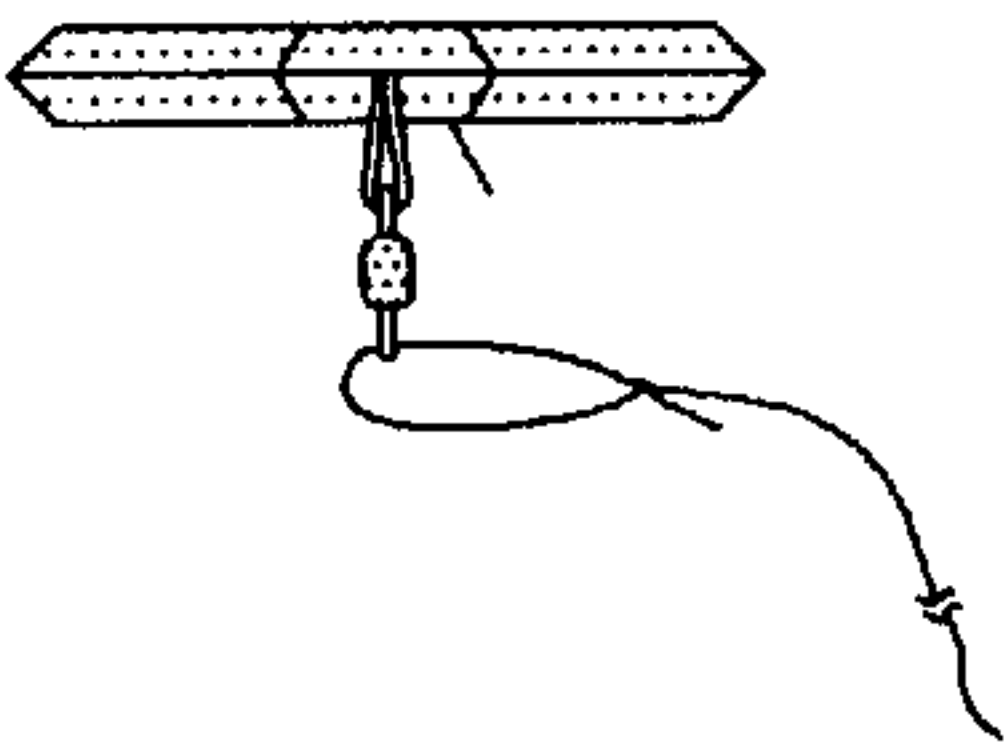


Fig. 9

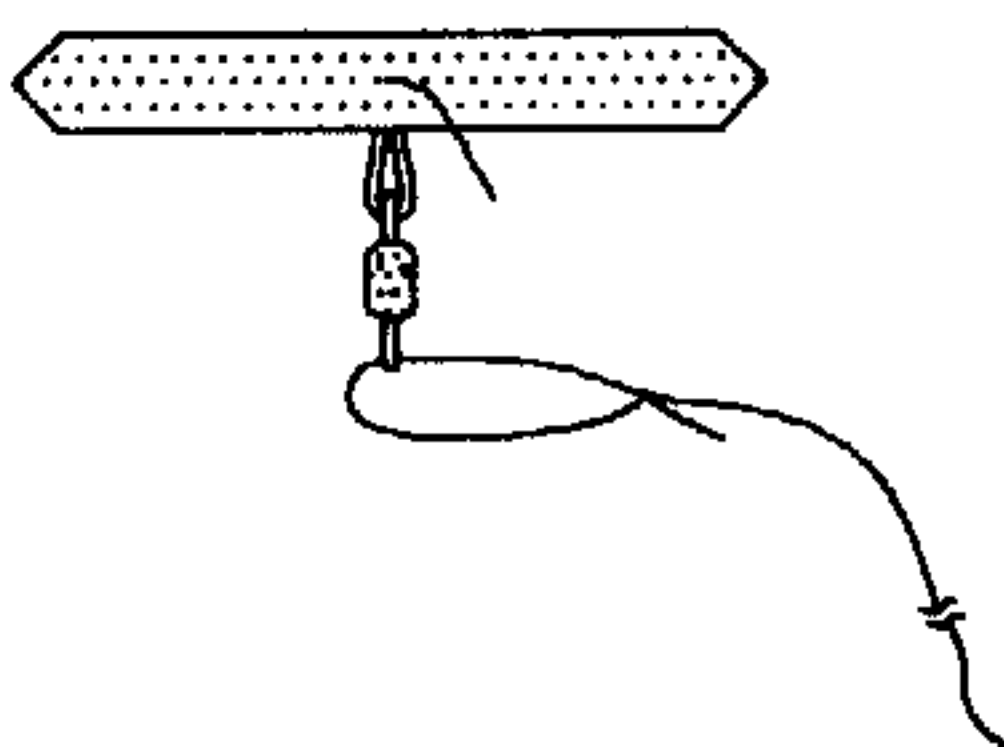


Fig. 7

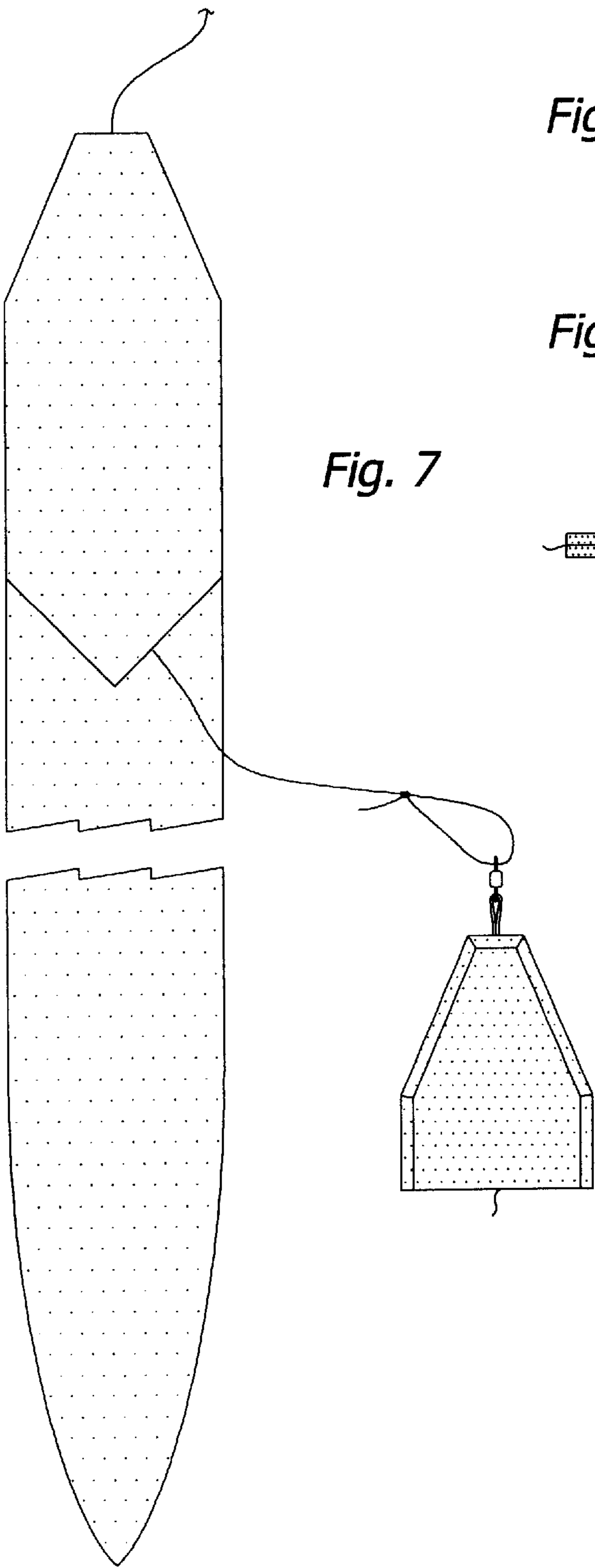


Fig. 10

