



US00D454914S

(12) **United States Design Patent**  
**Gaska et al.**

(10) **Patent No.:** **US D454,914 S**  
(45) **Date of Patent:** **\*\* Mar. 26, 2002**

(54) **DESKTOP FILE HOLDER SIDE ELEMENT**

(75) Inventors: **Gil Gaska; Rob A. Eddy**, both of  
Madison, WI (US)

(73) Assignee: **Berol Corporation**, Freeport, IL (US)

(\*\*) Term: **14 Years**

(21) Appl. No.: **29/129,715**

(22) Filed: **Sep. 18, 2000**

(51) **LOC (7) Cl.** ..... **19-99**

(52) **U.S. Cl.** ..... **D19/99**

(58) **Field of Search** ..... D19/92, 90, 75,  
D19/76; 211/126.13

(56) **References Cited**

**U.S. PATENT DOCUMENTS**

D113,721 S	*	3/1939	Rosenbaum, nee Boevers	D19/75
D141,267 S	*	5/1945	Norris	D19/92
D308,077 S	*	5/1990	Gecchelin	D19/75
D316,113 S	*	4/1991	Hawes, Jr. et al.	D19/90
D316,114 S	*	4/1991	Hwang	D19/90
D385,921 S	*	11/1997	Tisbo	D19/90
D431,264 S	*	9/2000	Tsuei	D19/92

\* cited by examiner

*Primary Examiner*—Doris V. Coles  
*Assistant Examiner*—T. Chase Nelson  
(74) *Attorney, Agent, or Firm*—Foley & Lardner

(57) **CLAIM**

The ornamental design for a desktop file holder side element, as shown and described.

**DESCRIPTION**

FIG. 1 is a perspective view of a desktop file holder side element;

FIG. 2 is a side view of the desktop file holder side element of FIG. 1;

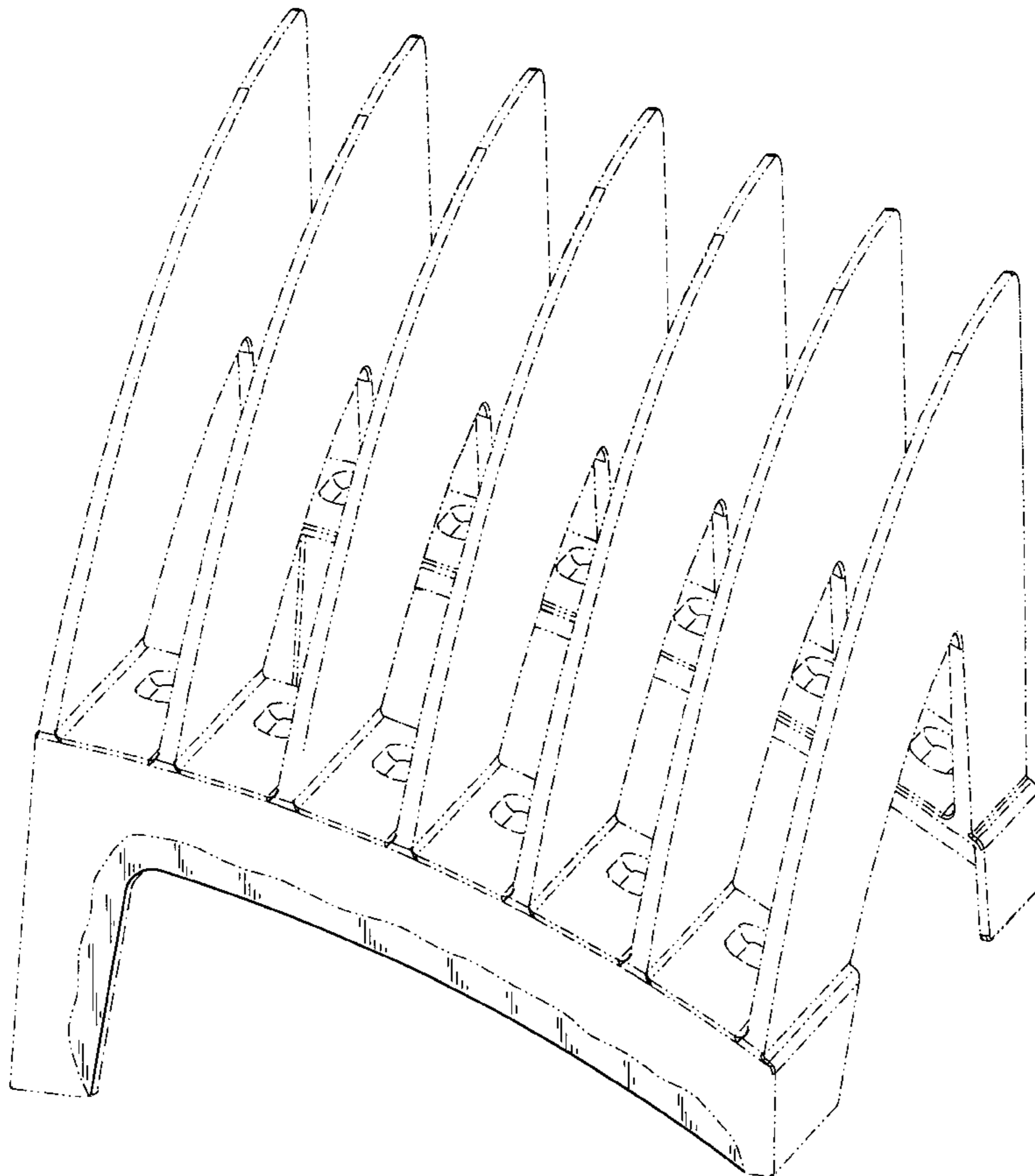
FIG. 3 is a second embodiment of a desktop file holder side element;

FIG. 4 is a side view of the desktop file holder side element of FIG. 3; and,

FIG. 5 is a bottom view of the desktop file holder side element of FIG. 3.

The ornamental design which is claimed is shown in solid lines in the drawings. The broken lines in the drawings showing portions of the desktop file holder and/or the upper perimeter of the solid surface of the side element are for illustrative purposes only and form no part of the claimed design.

**1 Claim, 4 Drawing Sheets**






FIG. 1

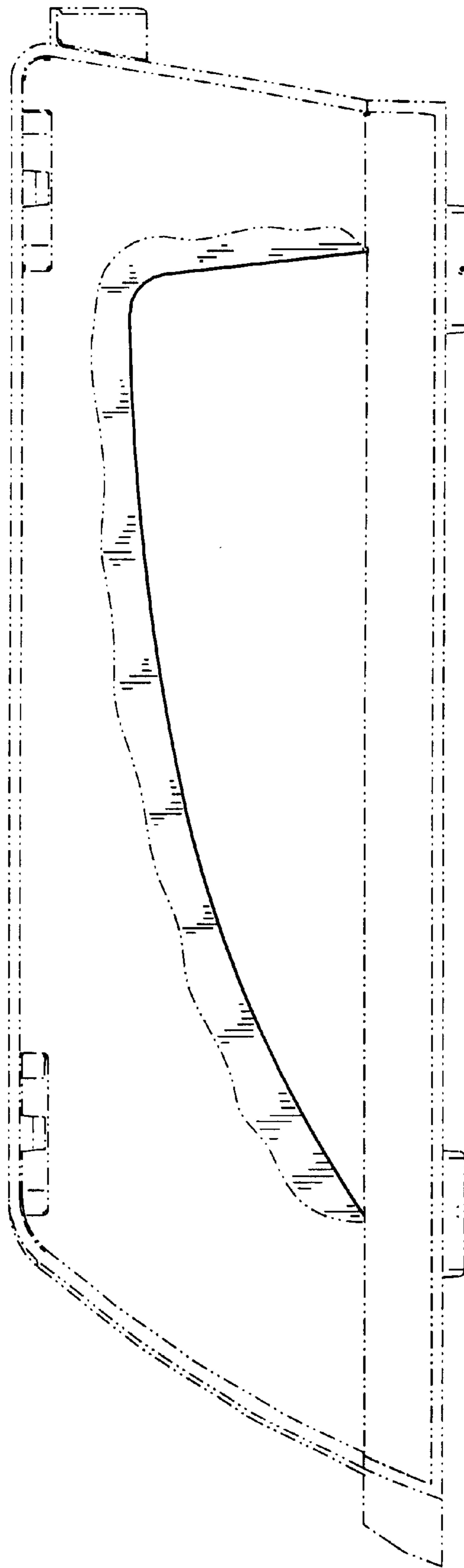


FIG. 2

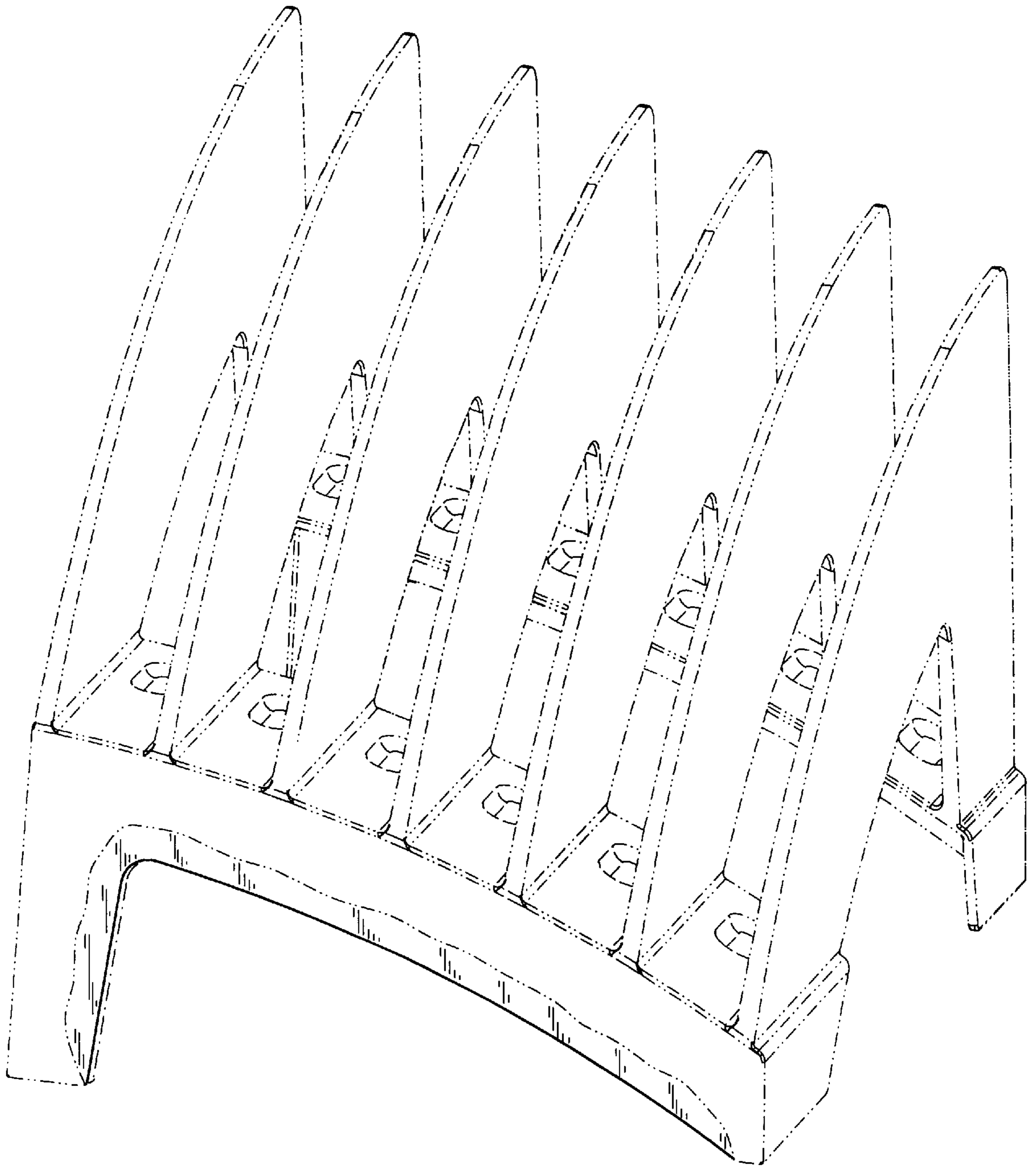


FIG. 3

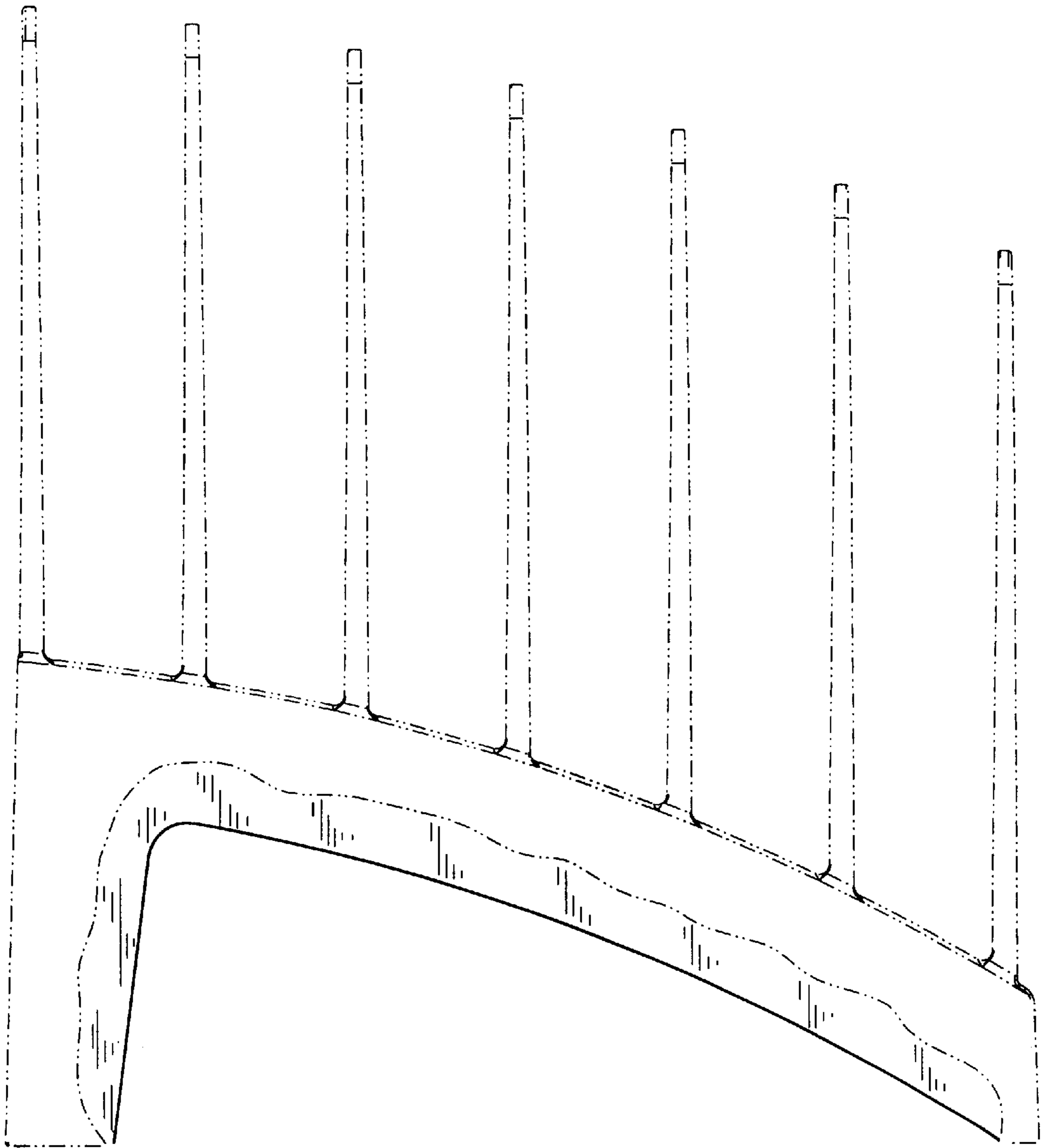


FIG. 4




FIG. 5