



US00D454881S

(12) **United States Design Patent**
Daniels et al.

(10) **Patent No.:** **US D454,881 S**

(45) **Date of Patent:** **** Mar. 26, 2002**

(54) **FRONT PANEL FOR AN ELECTRONIC APPLIANCE CABINET**

D370,468 S * 6/1996 Moffatt et al. D14/308
D397,997 S * 9/1998 Cozzolino et al. D14/308

(75) Inventors: **George R. Daniels**, Houston; **Keith J. Kuehn**, Spring, both of TX (US);
Michael A. Simonian, San Francisco, CA (US)

* cited by examiner

Primary Examiner—Freda Nunn
(74) *Attorney, Agent, or Firm*—Fletcher, Yoder & Van Someren

(73) Assignee: **Compaq Computer Corporation**, Houston, TX (US)

(57) **CLAIM**

(**) Term: **14 Years**

The ornamental design for a front panel for an electronic appliance cabinet, as shown and described.

(21) Appl. No.: **29/134,609**

DESCRIPTION

(22) Filed: **Dec. 22, 2000**

FIG. 1 is a front perspective view of a front panel for an electronic appliance cabinet in accordance with our design; FIG. 2 is a front elevational view thereof; FIG. 3 is a top view thereof; FIG. 4 is a left side view thereof, the right side being a mirror image of the left side; and, FIG. 5 is a bottom view thereof.

(51) **LOC (7) Cl.** **14-02**

(52) **U.S. Cl.** **D14/446**

(58) **Field of Search** D14/441-446,
D14/257, 258, 308; D13/162, 184, 199;
312/223.1-223.3; 361/680-686

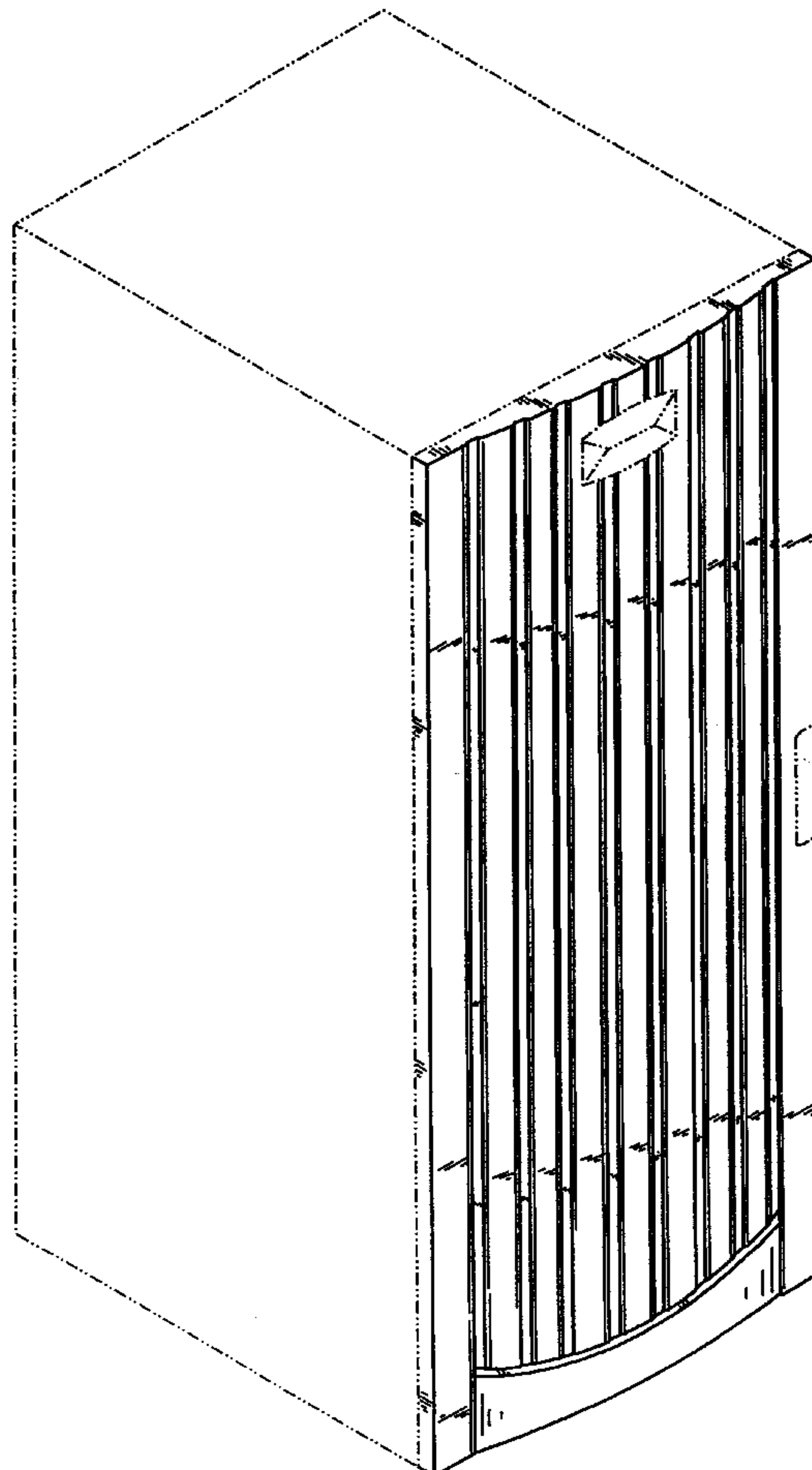
The broken lines provided in the above views are used to indicate environmental structure and form no part of the design.

(56) **References Cited**

U.S. PATENT DOCUMENTS

D296,896 S * 7/1988 Chu et al. D14/308

1 Claim, 2 Drawing Sheets



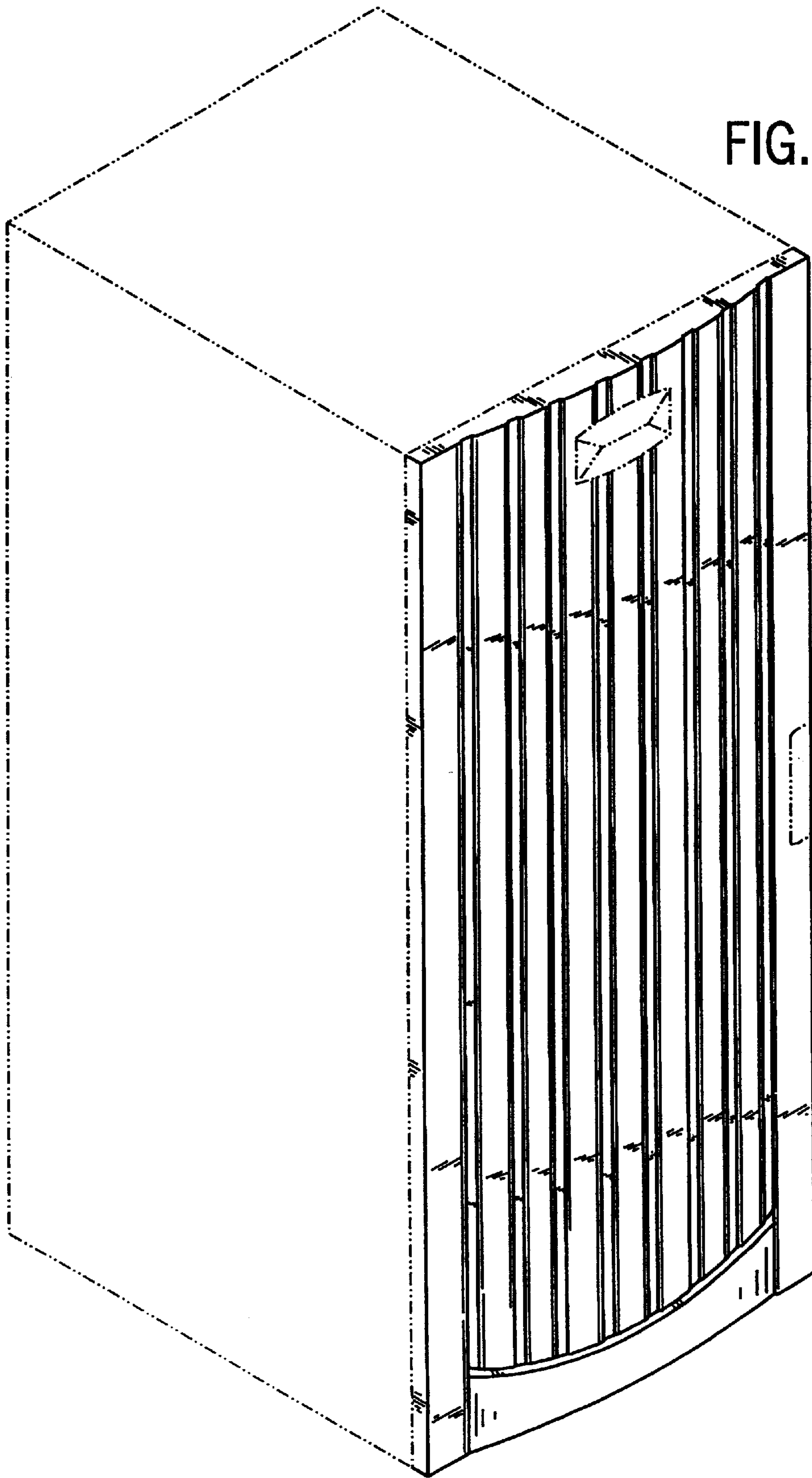


FIG. 1

FIG. 3





FIG. 4




FIG. 2

FIG. 5

