



US00D454877S

(12) **United States Design Patent**
Walker et al.

(10) **Patent No.:** **US D454,877 S**

(45) **Date of Patent:** **** Mar. 26, 2002**

(54) **KEYBOARD**

5,557,269 A * 9/1996 Montane 341/22
D408,371 S * 4/1999 Fung D14/398

(75) Inventors: **Bradley K. Walker; John D. Turnipseed; Daniel J. Castagnoli**, all of Lincoln, NE (US)

* cited by examiner

(73) Assignee: **nanonation.net, Inc.**

Primary Examiner—Freda Nunn
(74) *Attorney, Agent, or Firm*—Kyle L. Elliott; Blackwell Sanders Peper Martin LLP

(**) Term: **14 Years**

(21) Appl. No.: **29/137,007**

(22) Filed: **Feb. 9, 2001**

(51) **LOC (7) Cl.** **14-02**

(52) **U.S. Cl.** **D14/397**

(58) **Field of Search** D14/391–393, D14/396–398; D18/1, 2, 7; 178/17 A, 17 C; 200/5 A, 5 R, 6 A, 6 R; 235/145 A, 145 R; 341/22, 23; 345/167, 168, 160; 400/82, 472, 484–486, 488, 489, 682

(56) **References Cited**

U.S. PATENT DOCUMENTS

D363,277 S * 10/1995 Chung D14/397


(57) **CLAIM**

The ornamental design for a keyboard, as shown and described.

DESCRIPTION

FIG. 1 is a perspective view of the keyboard according to the present invention;
FIG. 2 is a top view of the keyboard according to FIG. 1;
FIG. 3 is a back view of the keyboard according to FIG. 1;
FIG. 4 is side view of the keyboard according to FIG. 1; and,
FIG. 5 is front view of the keyboard according to FIG. 1.

1 Claim, 1 Drawing Sheet



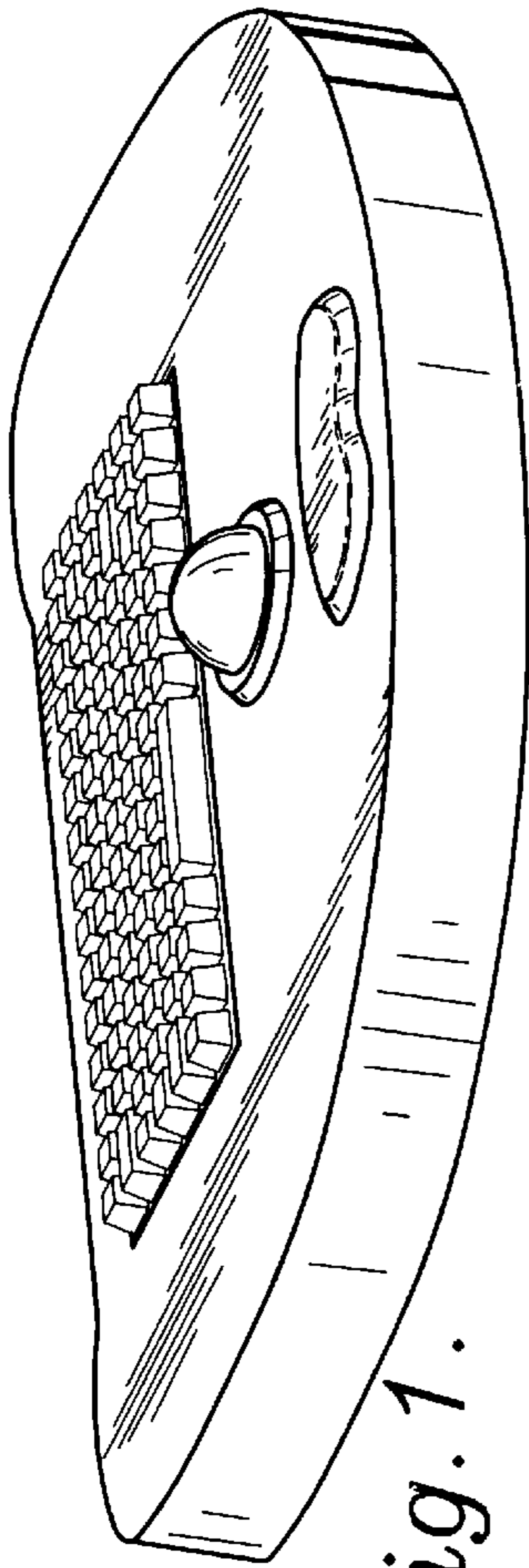


Fig. 1.

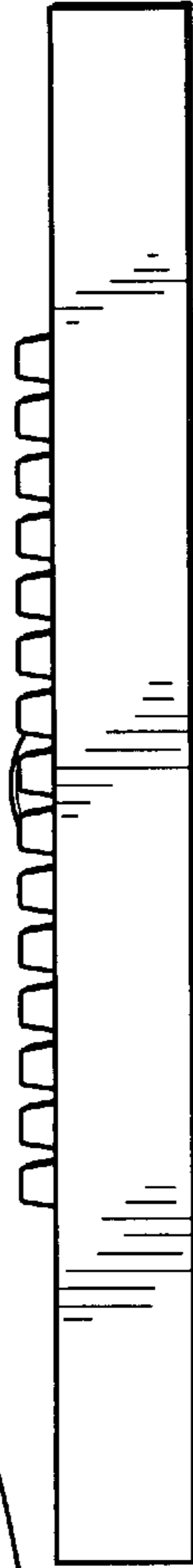


Fig. 3.



Fig. 4.

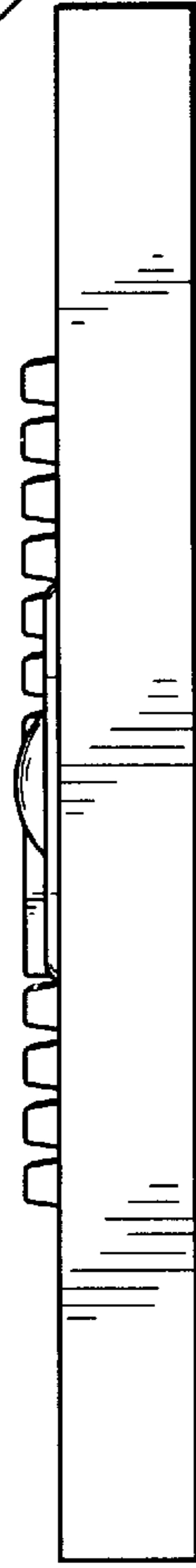


Fig. 5.

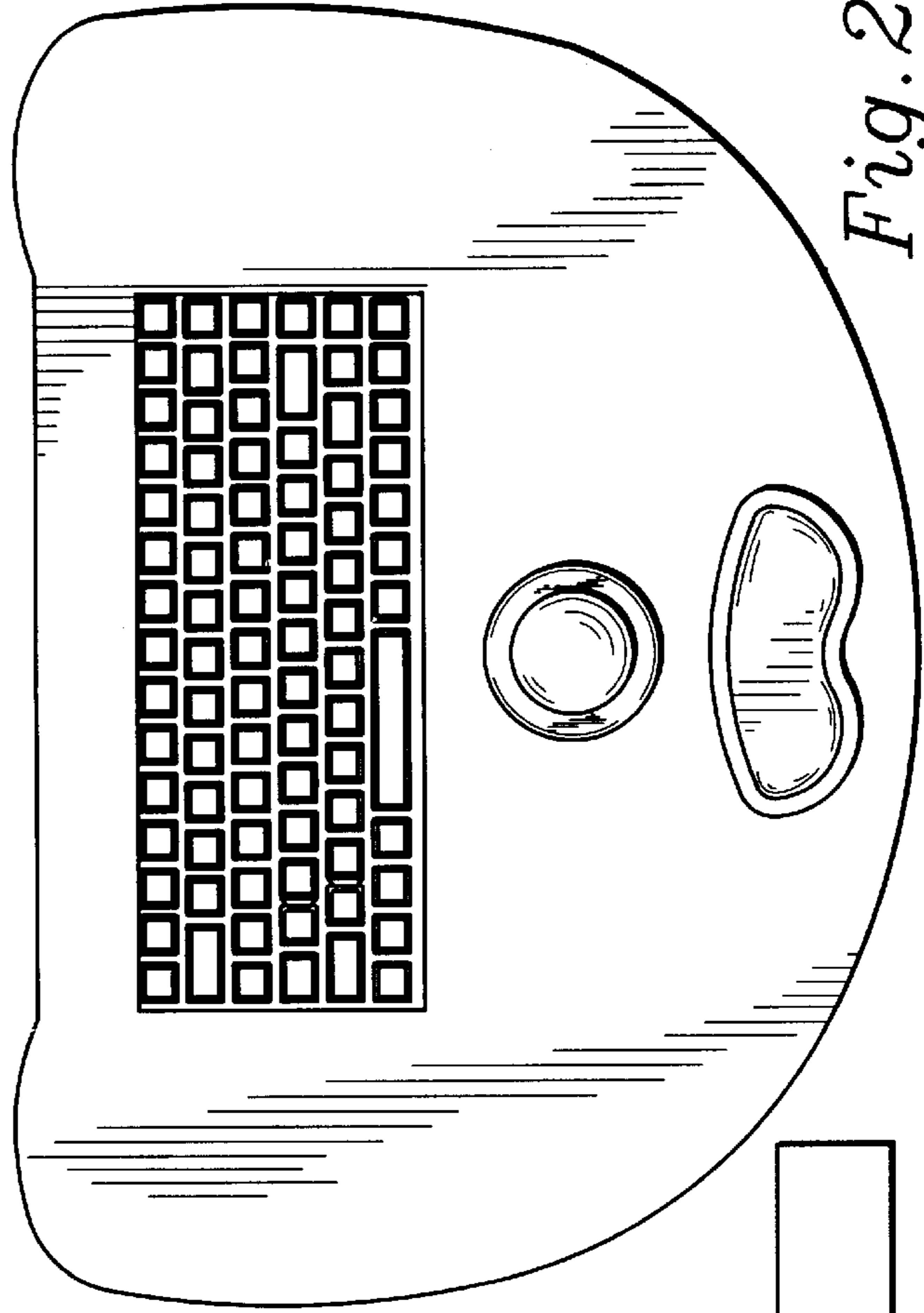


Fig. 2.