



US00D454857S

(12) **United States Design Patent**  
**Carava, Jr.**

(10) **Patent No.:** **US D454,857 S**

(45) **Date of Patent:** **\*\* Mar. 26, 2002**

(54) **PAGER WITH PILL DISPENSING MEANS**

D416,257 S \* 11/1999 Simmons ..... D14/191

(76) Inventor: **Sam Carava, Jr.**, 791 Geneva,  
Elmhurst, IL (US) 60126

\* cited by examiner

(\*\*) Term: **14 Years**

*Primary Examiner*—Prabhakar Deshmukh  
(74) *Attorney, Agent, or Firm*—Goldstein Law Offices, P.C

(21) Appl. No.: **29/141,015**

(57) **CLAIM**

(22) Filed: **Apr. 27, 2001**

The ornamental design for a pager with pill dispensing means, as shown and described.

(51) **LOC (7) Cl.** ..... **14-03**

**DESCRIPTION**

(52) **U.S. Cl.** ..... **D14/191**

(58) **Field of Search** ..... D14/188, 191,  
D14/192, 257; 455/90, 92, 100, 128, 130,  
344; 340/311.1; 206/530, 533, 540

FIG. 1 is a perspective view of a pager with pill dispensing means in full lines with pills shown in broken lines representing environmental association matter being for illustrative purposes only and forming no part of the claimed invention.

(56) **References Cited**

**U.S. PATENT DOCUMENTS**

5,051,740	A	*	9/1991	Barr	.....	340/7.3
5,099,507	A	*	3/1992	Mukai et al.	.....	340/7.1
5,214,794	A	*	5/1993	Van Wijnen	.....	455/90
D368,909	S	*	4/1996	Fonseca et al.	.....	D14/191
D375,099	S	*	10/1996	Khoo	.....	D14/191
D382,561	S	*	8/1997	Khoo et al.	.....	D14/191
D403,676	S	*	1/1999	Acheid et al.	.....	D14/191
5,859,594	A	*	1/1999	King et al.	.....	455/347

FIG. 2 is a rear elevational view of the pager with pill dispensing means.

FIG. 3 is a front elevational view thereof.

FIG. 4 is a right side elevational view thereof, the left side elevational view being a mirror image of the right side view.

FIG. 5 is a top plan view thereof; and,

FIG. 6 is a bottom plan view thereof.

**1 Claim, 2 Drawing Sheets**




Fig. 1

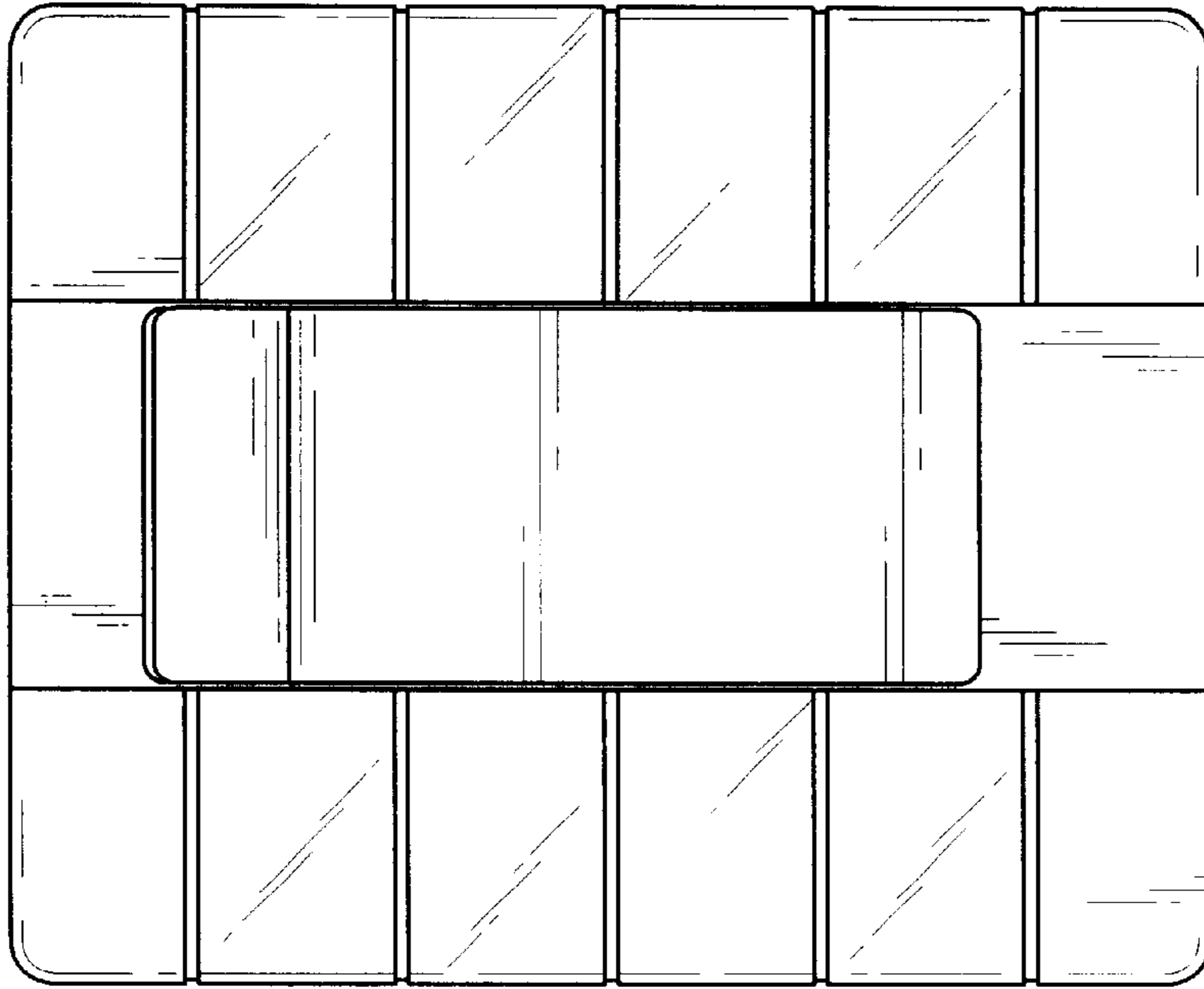
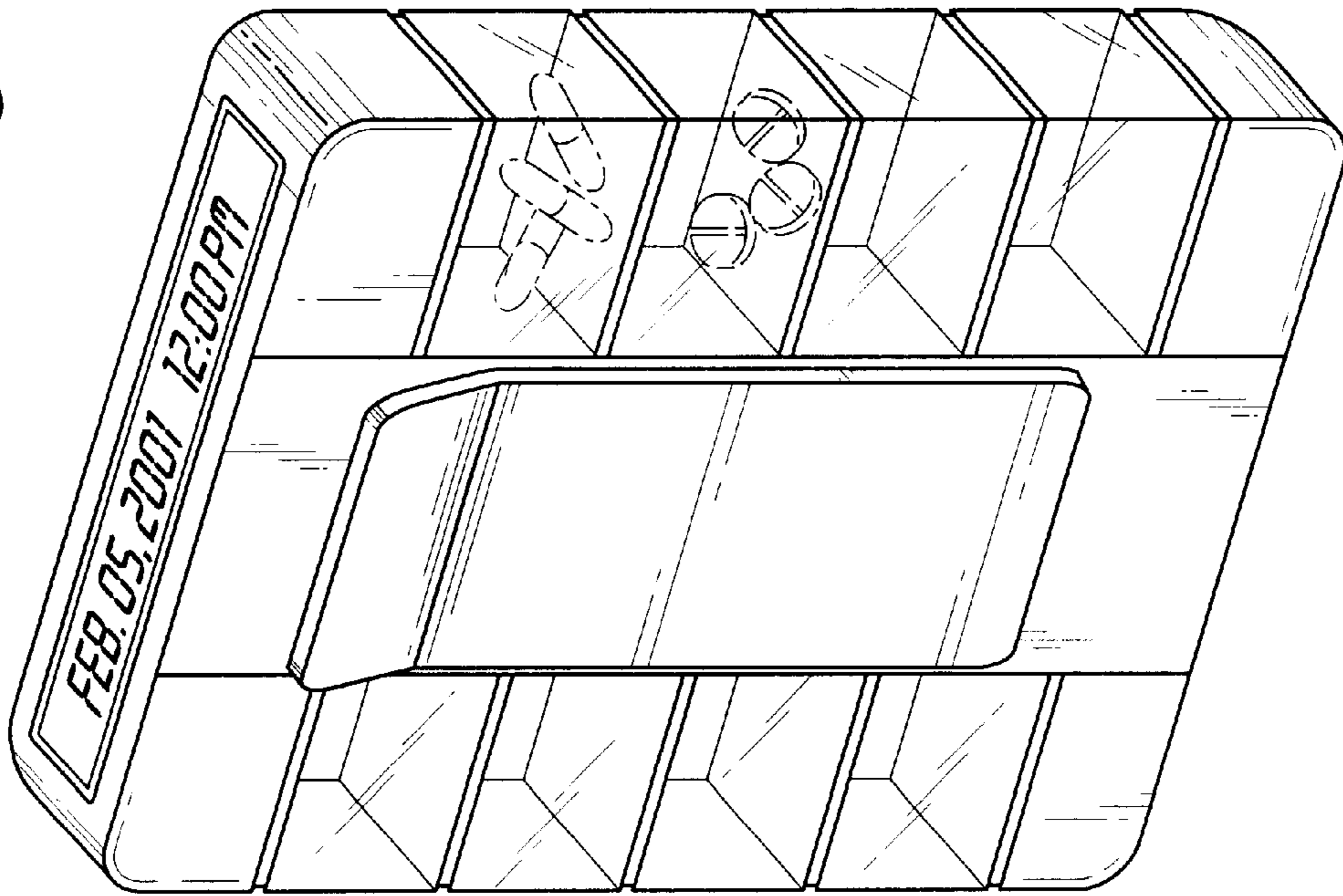


Fig. 2

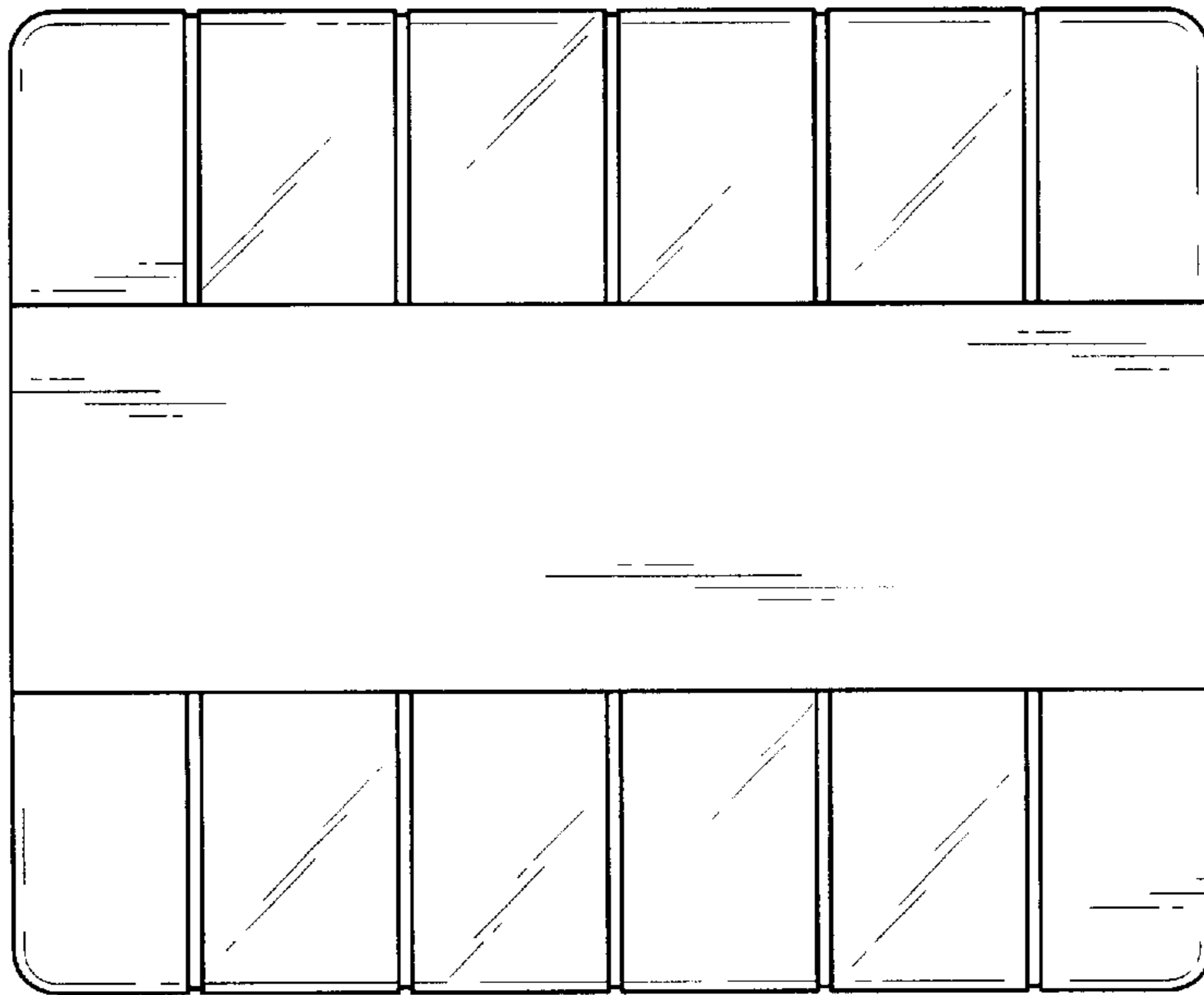


Fig. 3

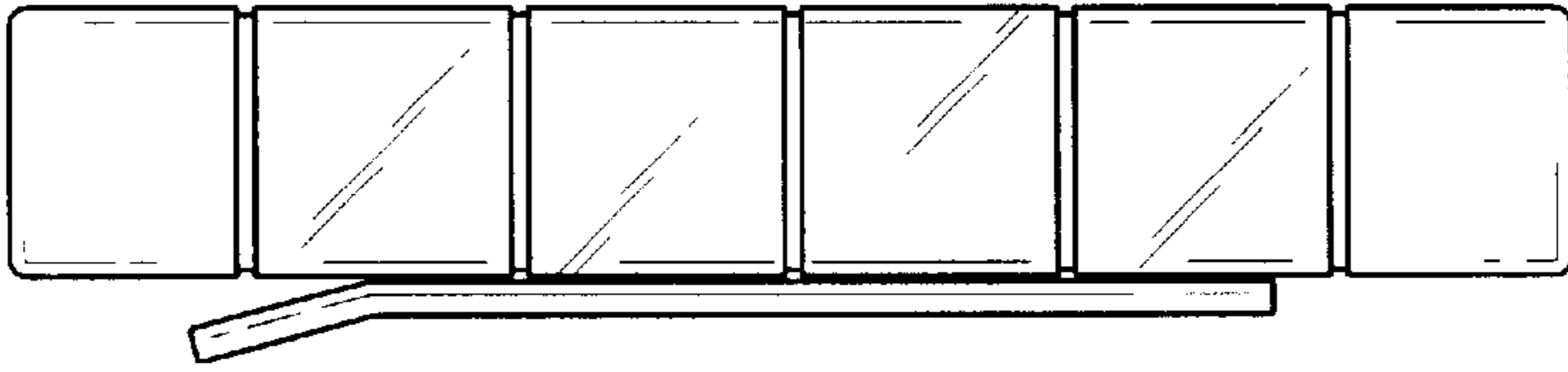


Fig. 4

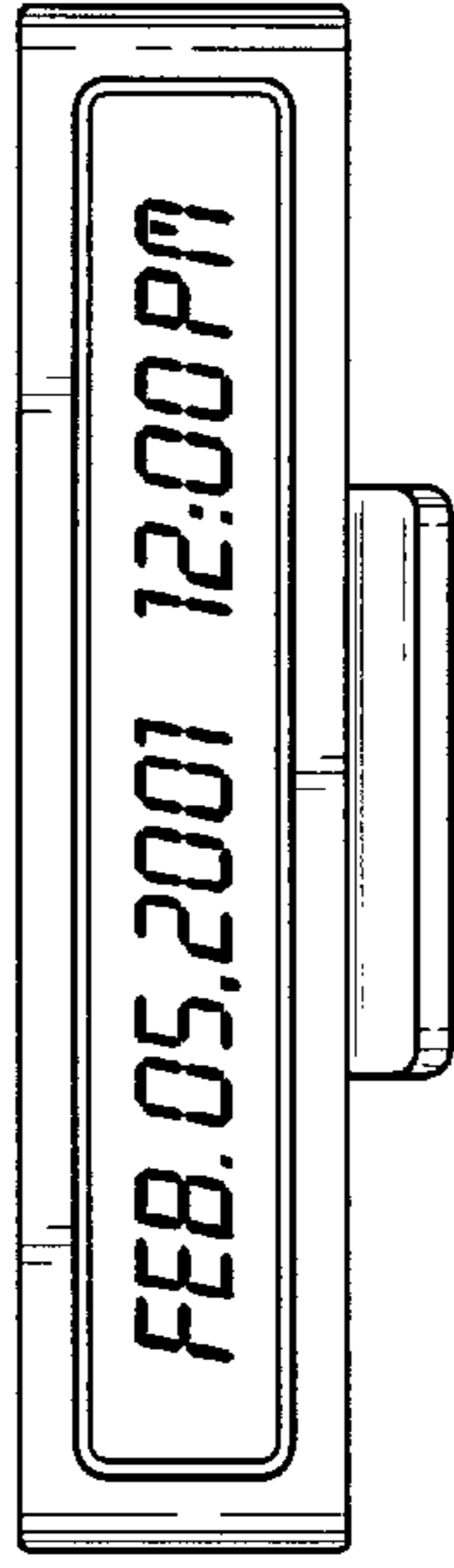


Fig. 5

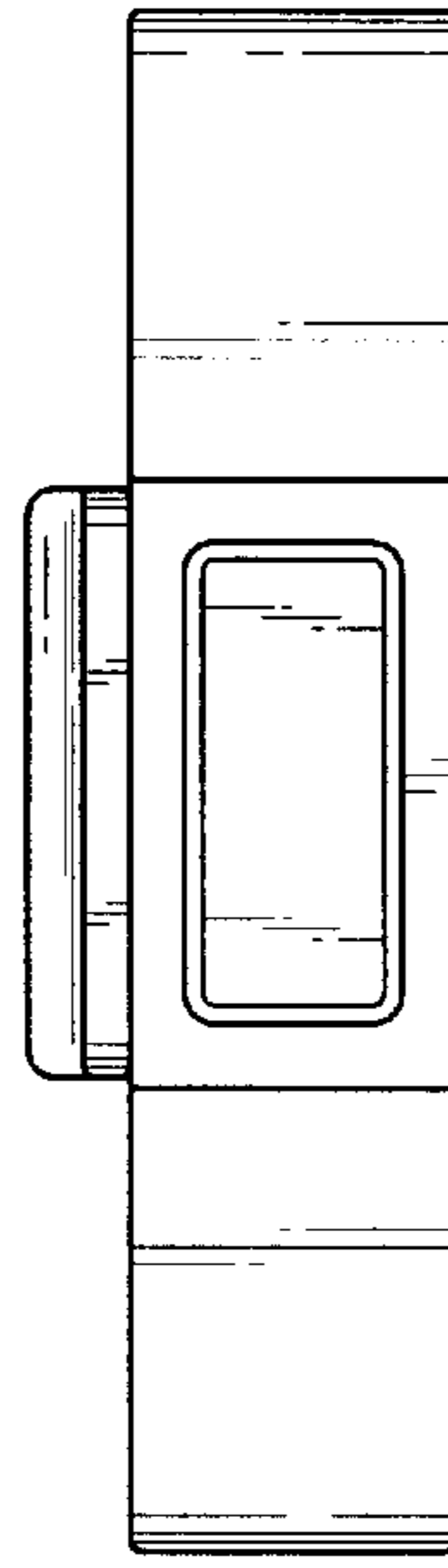


Fig. 6