



US00D454834S

(12) **United States Design Patent**
Saito et al.

(10) **Patent No.:** **US D454,834 S**

(45) **Date of Patent:** **** Mar. 26, 2002**

(54) **AUTOMOBILE TIRE**

D407,676 S * 4/1999 Morishita et al. D12/556
D445,370 S * 7/2001 Allison D12/586

(75) Inventors: **Kensuke Saito**, Kanagawa-ken; **Hiroshi Tokizaki**, Tokyo, both of (JP)

FOREIGN PATENT DOCUMENTS

(73) Assignee: **The Yokohama Rubber Co., Ltd.**, Tokyo (JP)

DE M 90 03 981 * 11/1990
DE M 94 00 701 * 7/1994

(**) Term: **14 Years**

OTHER PUBLICATIONS

(21) Appl. No.: **29/134,738**

Yokohama S305 Tire, 2000 Tread Design Guide, Jan. 2000, p. 74. 3/3.*

(22) Filed: **Dec. 29, 2000**

Goodyear Warngler AP Tire, 2000 Tread Design Guide, Jan. 2000, p. 92. 2/2.*

(30) **Foreign Application Priority Data**

Jul. 19, 2000 (JP) 2000-019944

* cited by examiner

(51) **LOC (7) Cl.** **12-15**

Primary Examiner—Robert M. Spear

(52) **U.S. Cl.** **D12/590**

(74) *Attorney, Agent, or Firm*—Rader Fishman & Grauer, PLLC

(58) **Field of Search** D12/580, 586,
D12/587, 590, 592, 593, 594, 595, 596,
597, 598, 600, 601, 602, 603; 152/209.1,
209.9, 209.13, 209.18, 209.19, 209.27

(57) **CLAIM**

The ornamental design for an automobile tire, as shown and described.

(56) **References Cited**

DESCRIPTION

U.S. PATENT DOCUMENTS

D288,082 S * 2/1987 Nakaseko D12/590
D290,826 S * 7/1987 Nakaseko D12/590
D295,034 S * 4/1988 Brayer D12/590
D299,330 S * 1/1989 Wallet D12/504
D310,803 S * 9/1990 Hasegawa D12/590
D316,388 S * 4/1991 Wallet et al. D12/590
D338,179 S * 8/1993 Miller et al. D12/586
D397,974 S * 9/1998 Morishita et al. D12/590

FIG. 1 is a front view of the automobile tire, showing the new design, the rear view, the top plan view and the bottom plan view each appearing the same as the front view; FIG. 2 is a right side view of the automobile tire, the left side view appearing the same as the right side view; FIG. 3 is a fragmentary front view, showing in enlargement the portion of 3—3 in FIG. 1; and, FIG. 4 is a sectional view, taken on line 4—4 in FIG. 3.

1 Claim, 2 Drawing Sheets

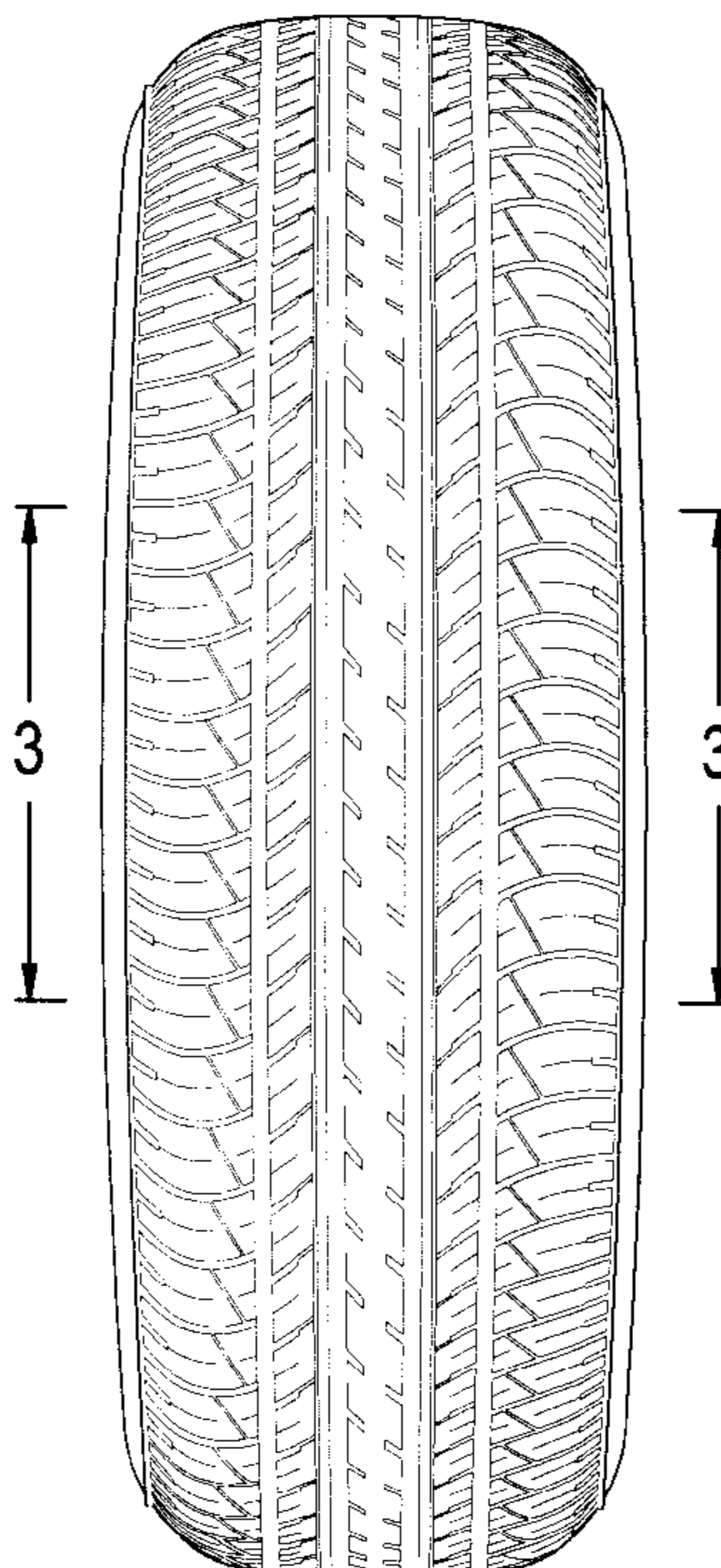


FIG. 1

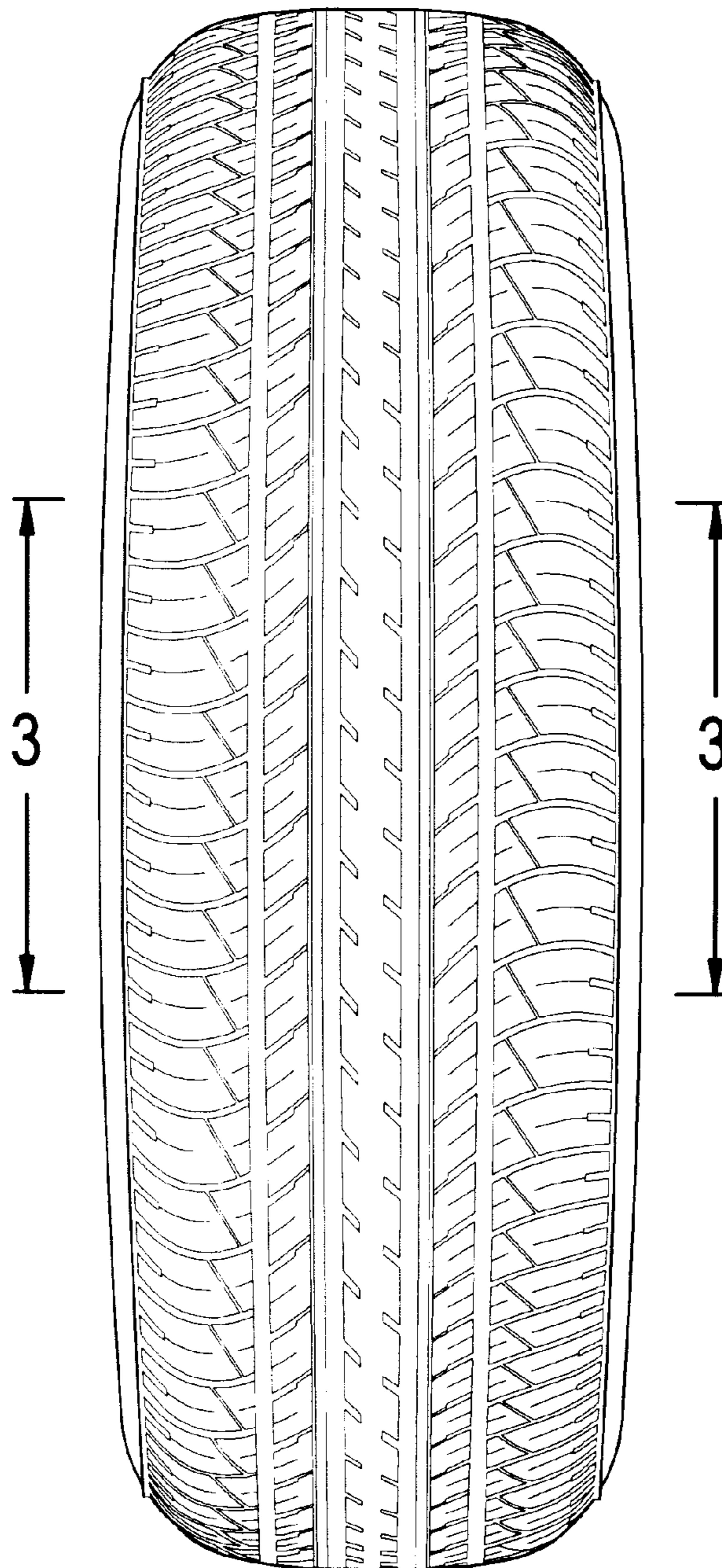


FIG. 2

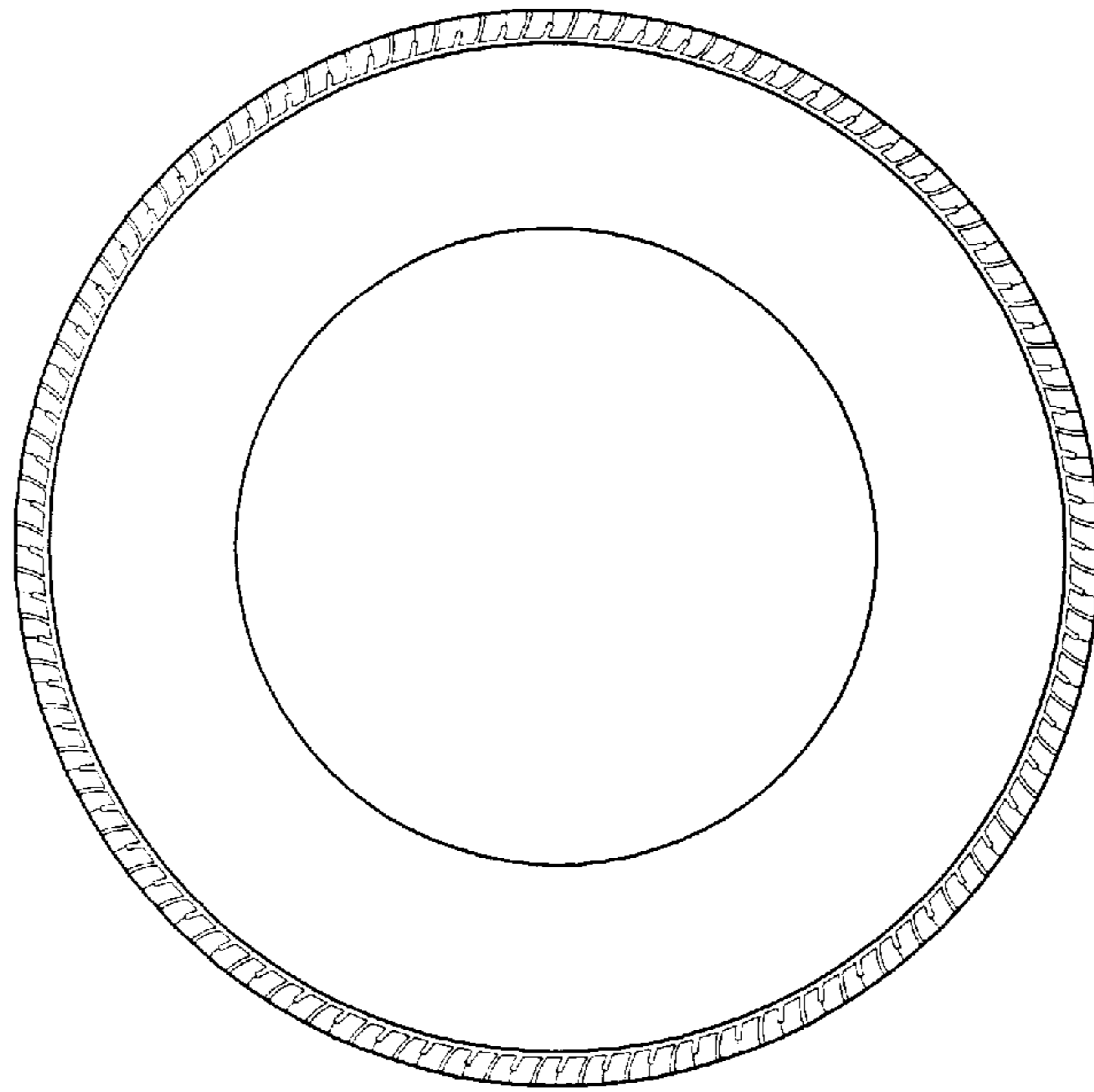


FIG. 3

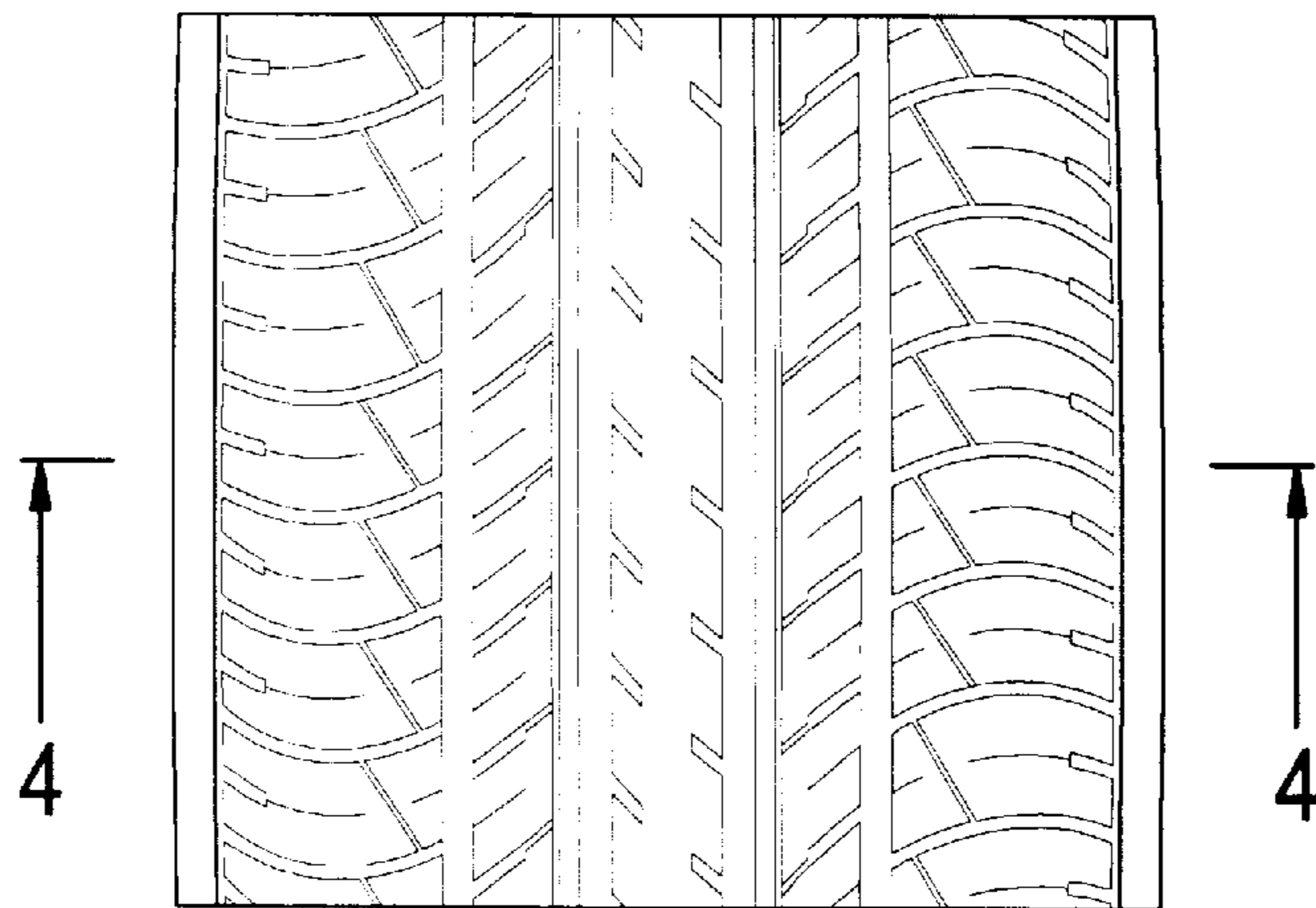


FIG. 4

