



US00D454832S

(12) **United States Design Patent**  
**Heinen**

(10) **Patent No.:** **US D454,832 S**

(45) **Date of Patent:** **\*\* Mar. 26, 2002**

(54) **TIRE TREAD**

(75) **Inventor:** **Richard Heinen**, Habay-la-Neuve (BE)

(73) **Assignee:** **The Goodyear Tire & Rubber Company**, Akron, OH (US)

(\*\*) **Term:** **14 Years**

(21) **Appl. No.:** **29/139,034**

(22) **Filed:** **Mar. 23, 2001**

(51) **LOC (7) Cl.** ..... **12-15**

(52) **U.S. Cl.** ..... **D12/550**

(58) **Field of Search** ..... D12/533, 541,  
D12/544, 546, 550, 553, 563, 564, 566,  
567; 152/209.1, 209.9, 209.12, 209.13,  
209.25, 209.28

(56) **References Cited**

**U.S. PATENT DOCUMENTS**

D387,023 S \* 12/1997 Sato et al. .... D12/550  
D405,035 S \* 2/1999 Graas ..... D12/555

**OTHER PUBLICATIONS**

Falken HS-435 Tire, 1999 Tread Design Guide, Feb. 1999,  
p. 29. 3/3.\*

Toyo Proxes Z1 Tire, 1999 Tread Design Guide, Feb. 1999,  
p. 72. 3/2.\*

\* cited by examiner

*Primary Examiner*—Robert M. Spear  
(74) *Attorney, Agent, or Firm*—David E. Wheeler

(57) **CLAIM**

The ornamental Design for a tire tread, as shown and described.

**DESCRIPTION**

FIG. 1 is a perspective view of a tire tread showing our new design, it being understood that the pattern repeats uniformly throughout the circumference of the tread;

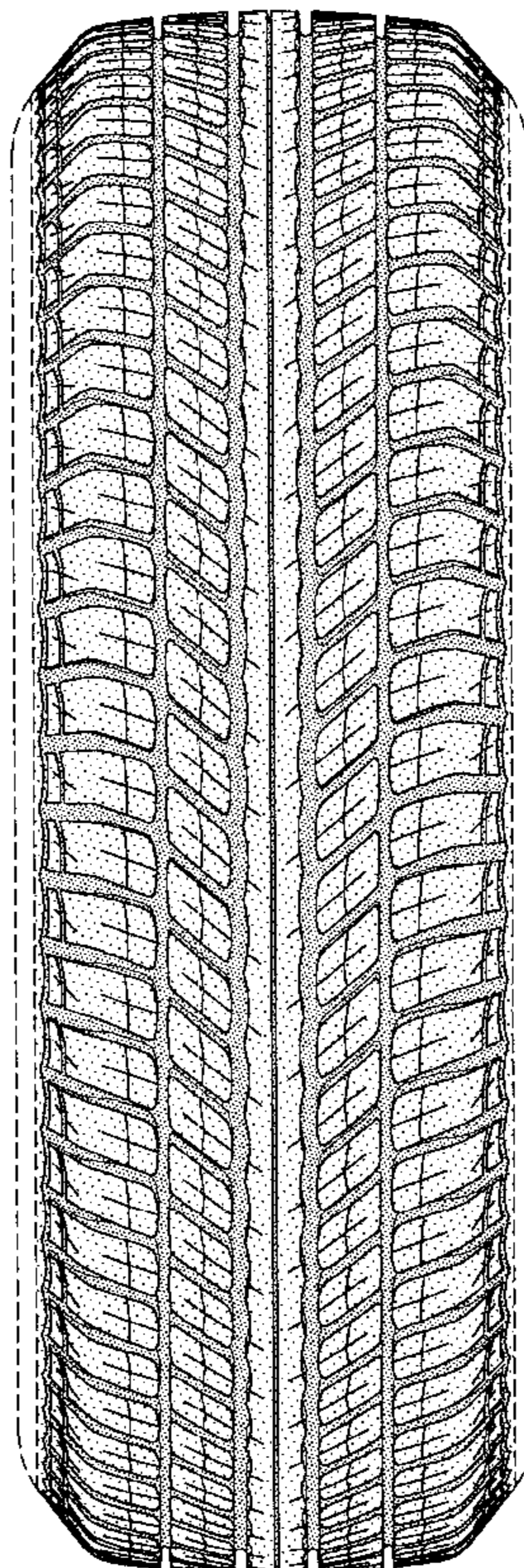
FIG. 2 is a front elevational view thereof;

FIG. 3 is a right side elevational view thereof, the other side being a mirror image of the right side thereof; and,

FIG. 4 is an enlarged fragmentary perspective view.

In the drawings, the broken lines defining the inner bead and sidewall and the peripheral boundary between the tire tread and the sidewall are for illustrative purposes only and form no part of the claimed design.

**1 Claim, 4 Drawing Sheets**



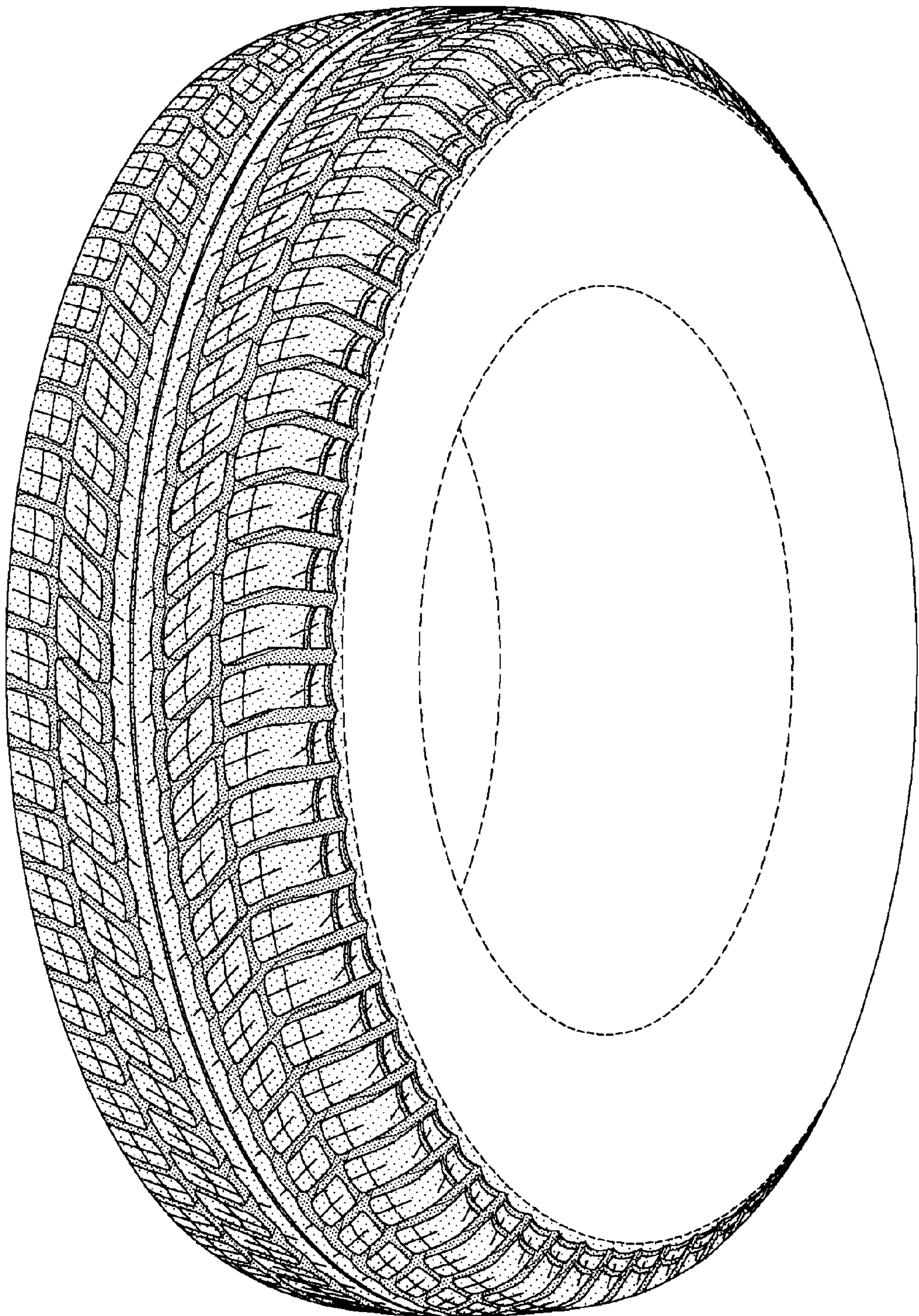


FIG-1

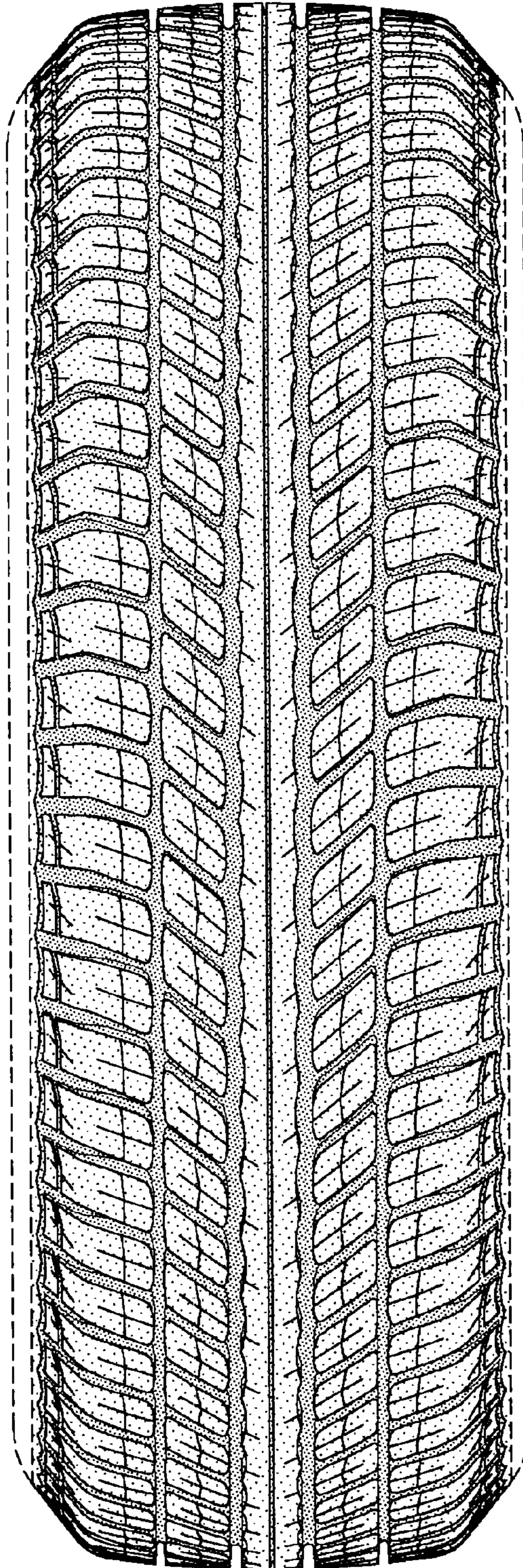


FIG-2

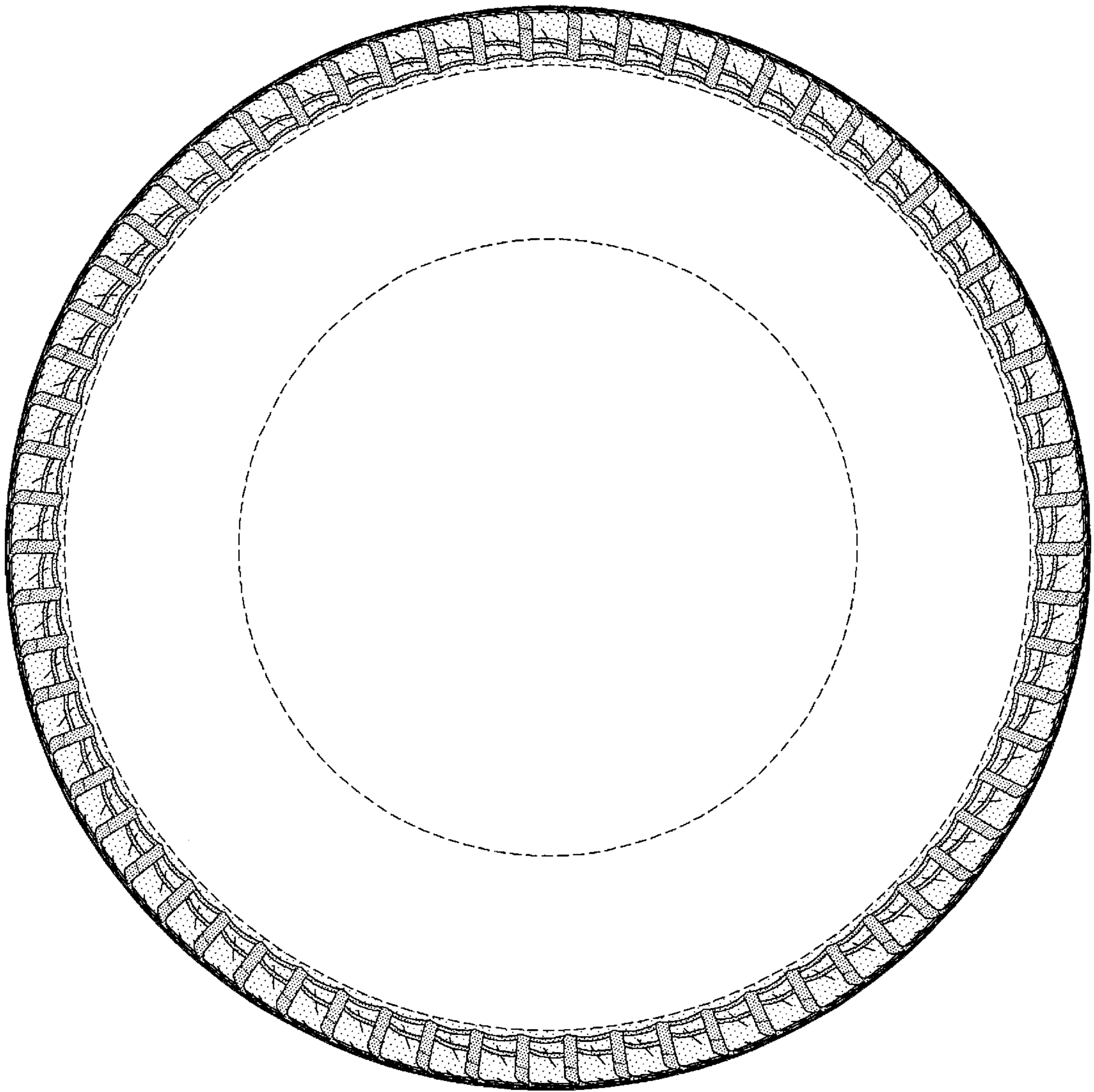


FIG-3

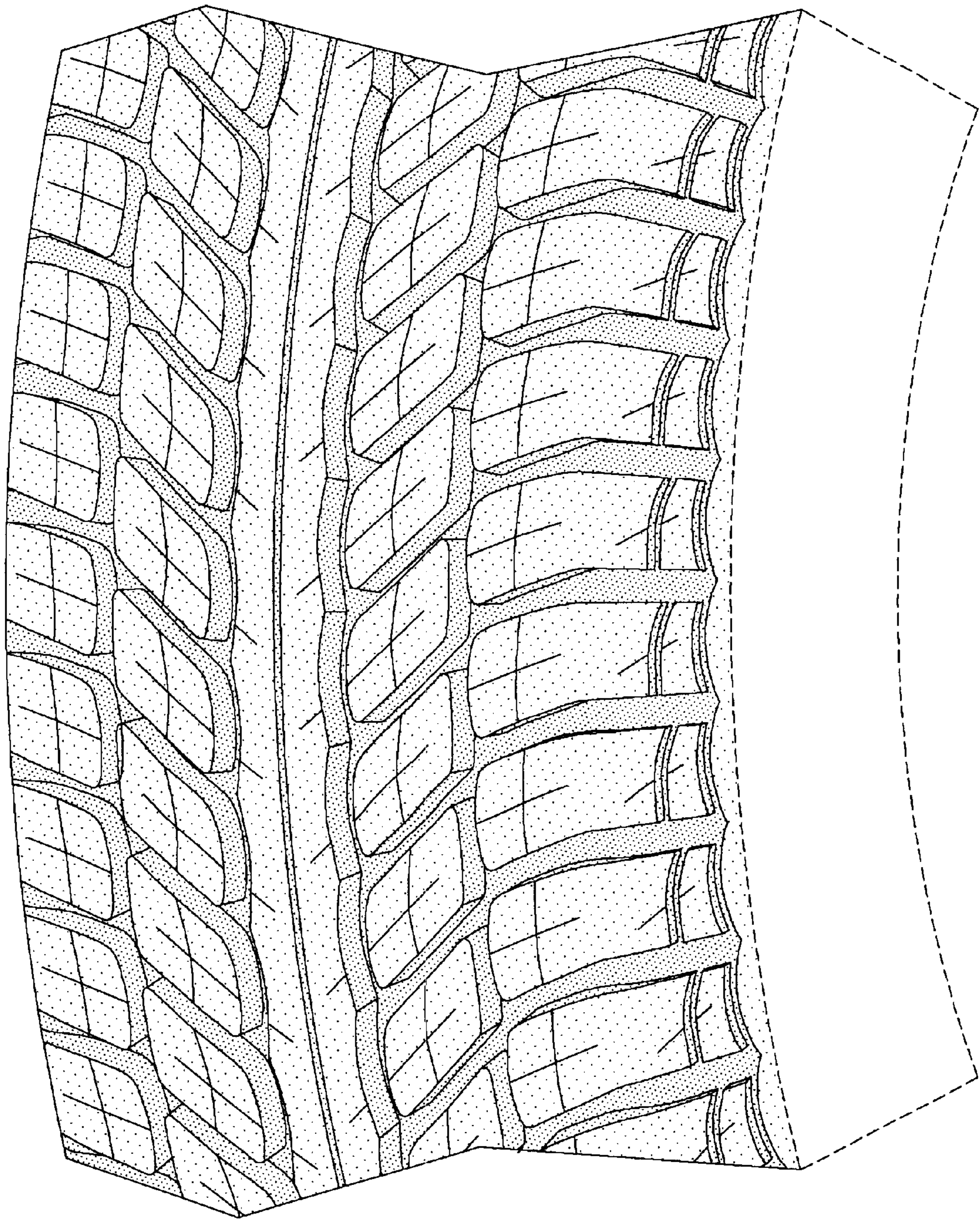


FIG-4