



US00D454816S

(12) **United States Design Patent**
Leazenby

(10) **Patent No.:** **US D454,816 S**

(45) **Date of Patent:** **** Mar. 26, 2002**

(54) **FRONT VEHICLE GRILLE**

D447,450 S * 9/2001 Kim D12/163
D447,451 S * 9/2001 Im D12/163

(75) Inventor: **Craig Lynn Leazenby**, San Bernardino,
CA (US)

* cited by examiner

(73) Assignee: **J&J Enterprises**, Ontario, CA (US)

Primary Examiner—Melody N. Brown

(74) *Attorney, Agent, or Firm*—Price and Gess

(**) Term: **14 Years**

(57) **CLAIM**

(21) Appl. No.: **29/140,184**

The ornamental design for a front vehicle grille, as shown and described.

(22) Filed: **Apr. 11, 2001**

DESCRIPTION

(51) **LOC (7) Cl.** **12-16**

(52) **U.S. Cl.** **D12/163; D12/171**

(58) **Field of Search** D12/163, 171,
D12/170, 90-92, 98; 180/86.1, 86.6; 296/194

FIG. 1 is a front perspective view of the front vehicle grille; FIG. 2 is a left elevational view of the front vehicle grille; FIG. 3 is a right elevational view of the front vehicle grille; FIG. 4 is a top plan view of the front vehicle grille; FIG. 5 is a front elevational view of the front vehicle grille; FIG. 6 is a rear elevational view of the front vehicle grille; and,

(56) **References Cited**


U.S. PATENT DOCUMENTS

D307,256 S * 4/1990 Holland D12/171
D312,438 S * 11/1990 Luato D12/163
D427,121 S * 6/2000 Hartog D12/171
D434,355 S * 11/2000 Morita et al. D12/163
D435,496 S * 12/2000 Sacco et al. D12/163

FIG. 7 is a bottom plan view of the front vehicle grille.

The vehicle portions shown in broken lines are for illustrative purposes only and form no part of the claimed design.

1 Claim, 2 Drawing Sheets



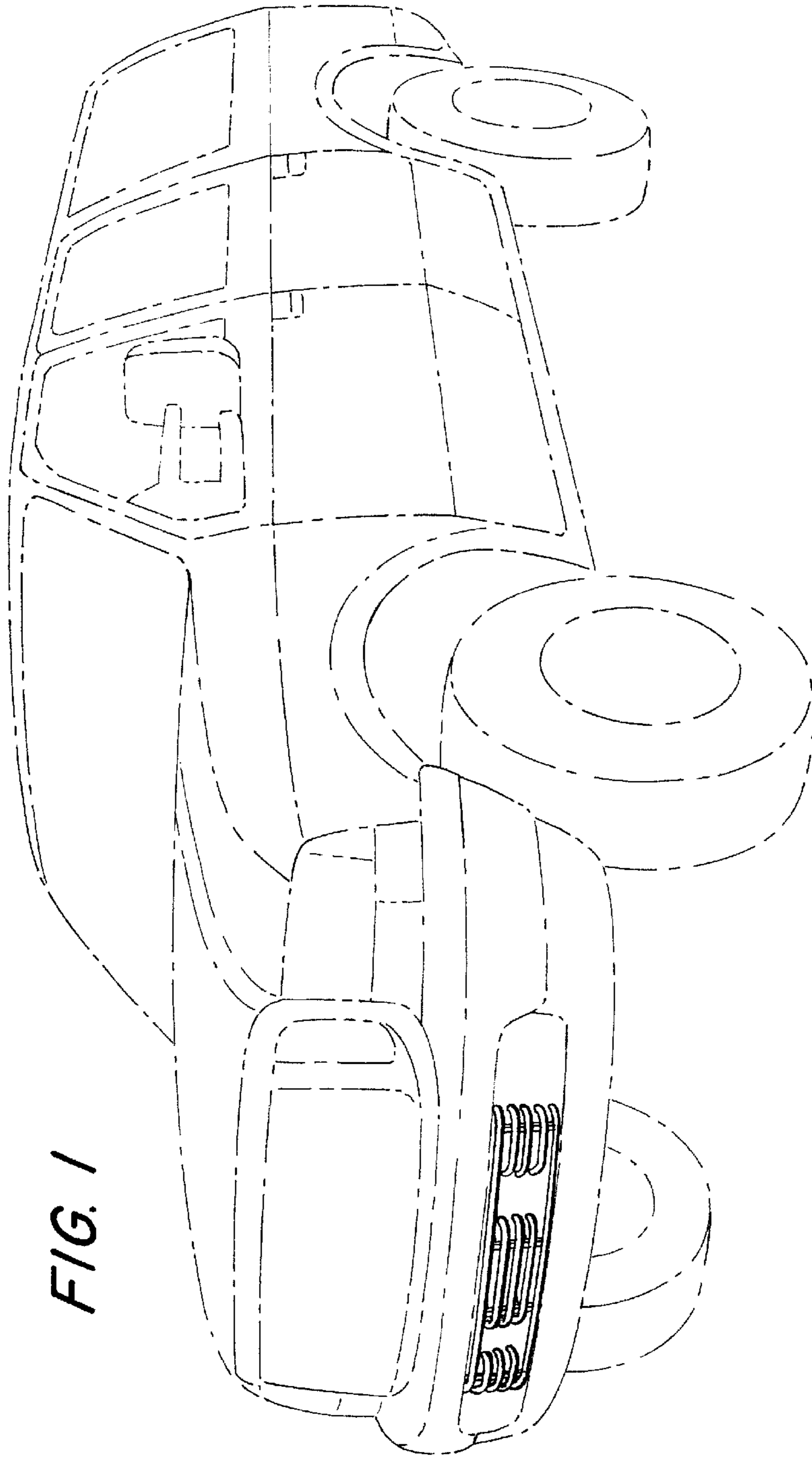


FIG. 1



FIG. 2

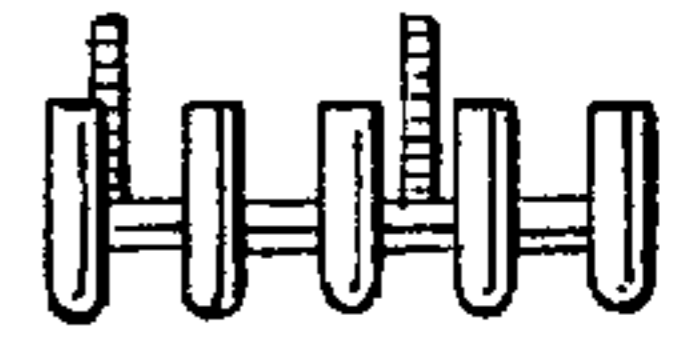


FIG. 3

FIG. 4




FIG. 5




FIG. 6




FIG. 7

