



US00D454802S

(12) **United States Design Patent**  
**Hegi**

(10) **Patent No.:** **US D454,802 S**

(45) **Date of Patent:** **\*\* Mar. 26, 2002**

(54) **WATCH CASE**

(75) Inventor: **Mathieu Hegi**, Petit-Lancy (CH)

(73) Assignee: **S.A. Ancienne Fabrique Georges Piaget & Cie**, La Cote-aux-Fees (CH)

(\*\*) Term: **14 Years**

(21) Appl. No.: **29/140,056**

(22) Filed: **Apr. 12, 2001**

(30) **Foreign Application Priority Data**

Oct. 12, 2000 (XH) ..... DMA/005 075

(51) **LOC (7) Cl.** ..... **10-02**

(52) **U.S. Cl.** ..... **D10/39**

(58) **Field of Search** ..... D10/30-39, 122-132;  
368/281-282, 276-277, 285

(56) **References Cited**

**U.S. PATENT DOCUMENTS**

- D64,870 S \* 6/1924 Strasser ..... D10/39
- D64,871 S \* 6/1924 Strasser ..... D10/39
- D250,693 S \* 1/1979 Perrin ..... D10/39

- D250,695 S \* 1/1979 Perrin ..... D10/39
- D399,435 S \* 10/1998 Gogniat ..... D10/39
- D421,920 S \* 3/2000 Bodino ..... D10/32
- D434,676 S \* 12/2000 Pequignet ..... D10/32
- D439,530 S \* 3/2001 Bodino ..... D10/32

\* cited by examiner

*Primary Examiner*—Nelson S. Holtje

(74) *Attorney, Agent, or Firm*—Young & Thompson

(57) **CLAIM**

The ornamental design for watch case, as shown and described.

**DESCRIPTION**

FIG. 1 is a perspective view of the watch case.

FIG. 2 is a top view of the watch case.

FIG. 3 is a bottom view of the watch case.

FIG. 4 is a side view from the right of FIG. 2

FIG. 5 is a side view from the left of FIG. 2

FIG. 6 is a side view from the bottom of FIG. 2 of the watch case; and,

FIG. 7 is a side view from the top of FIG. 2 of the watch case.

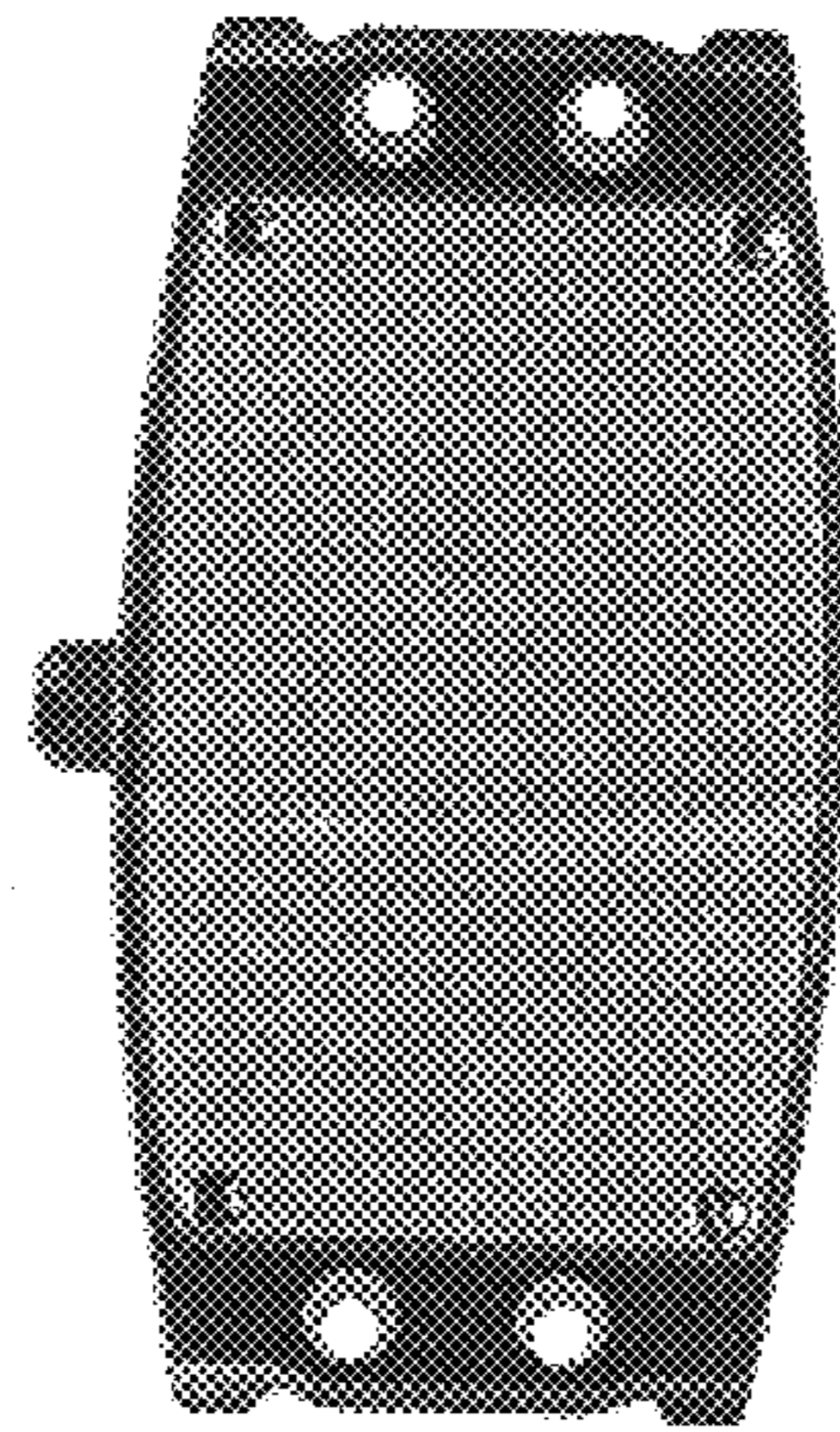

**1 Claim, 1 Drawing Sheet**



**FIG. 1**




**FIG. 2**




**FIG. 3**



**FIG. 5**



**FIG. 4**



**FIG. 6**



**FIG. 7**