



US00D454792S

(12) **United States Design Patent**
Keller

(10) **Patent No.:** **US D454,792 S**

(45) **Date of Patent:** **** Mar. 26, 2002**

(54) **BOTTLE**

(75) **Inventor:** **Gilles Keller, Leffrinckoucke (FR)**

(73) **Assignee:** **Schmalbach-Lubeca AG (DE)**

(**) **Term:** **14 Years**

(21) **Appl. No.:** **29/119,803**

(22) **Filed:** **Mar. 7, 2000**

(51) **LOC (7) Cl.** **09-09**

(52) **U.S. Cl.** **D9/557; D9/538; D9/570**

(58) **Field of Search** **D9/516, 520, 527, 528, 530, 531, 537, 538, 539, 559, 569, 575, 434; 215/382-384**

(56) **References Cited**

U.S. PATENT DOCUMENTS

| | | | | | |
|-------------|---|---------|---------------------|-------|---------|
| D294,118 S | * | 2/1988 | Papa | | D9/520 |
| D344,457 S | * | 2/1994 | Prevot et al. | | D9/537 |
| 5,598,941 A | * | 2/1997 | Semersky et al. | | 215/384 |
| D379,763 S | * | 6/1997 | Ewing, Jr. | | D9/520 |
| D382,807 S | * | 8/1997 | Silvers et al. | | D9/520 |
| 5,690,244 A | * | 11/1997 | Darr | | 215/382 |
| D390,114 S | * | 2/1998 | Young | | D9/520 |
| D393,210 S | * | 4/1998 | Ewing, Jr. | | D9/543 |
| D393,802 S | * | 4/1998 | Collette et al. | | D9/502 |
| 5,758,790 A | * | 6/1998 | Ewing, Jr. | | 215/384 |
| 5,971,184 A | * | 10/1999 | Krishnakumar et al. | | 215/384 |

| | | | | | |
|------------|---|--------|----------------|-------|--------|
| D419,872 S | * | 2/2000 | Lane | | D9/434 |
| D424,446 S | * | 5/2000 | Silvers et al. | | D9/520 |
| D425,425 S | * | 5/2000 | Silvers et al. | | D9/520 |
| D428,815 S | * | 8/2000 | Mooney et al. | | D9/520 |
| D429,152 S | * | 8/2000 | Lane | | D9/434 |
| D443,521 S | * | 6/2001 | Bansal et al. | | D9/543 |

* cited by examiner

Primary Examiner—Ted Shooman

Assistant Examiner—Carol Rademaker

(74) *Attorney, Agent, or Firm*—Harness, Dickey & Pierce, P.L.C.

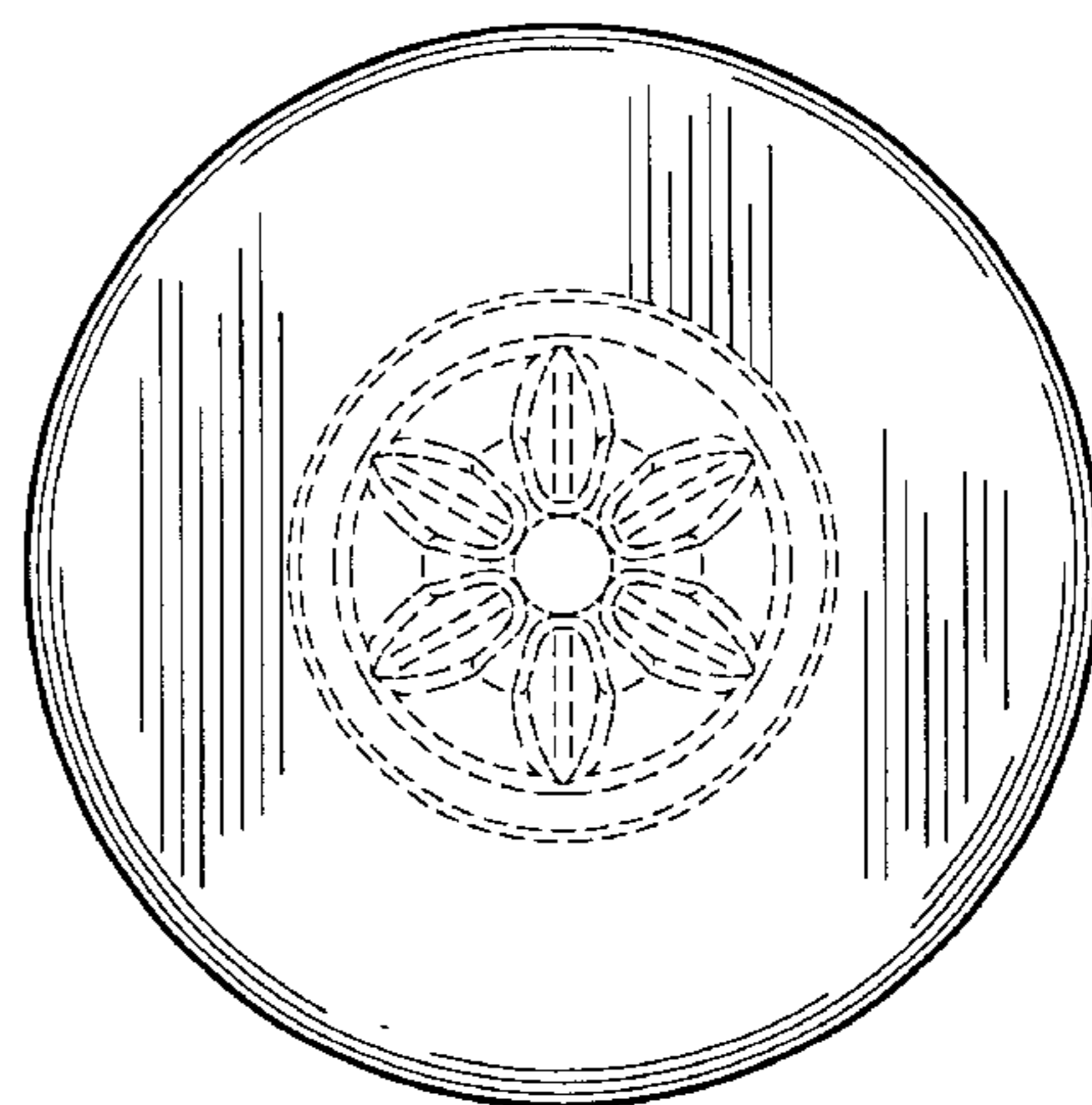
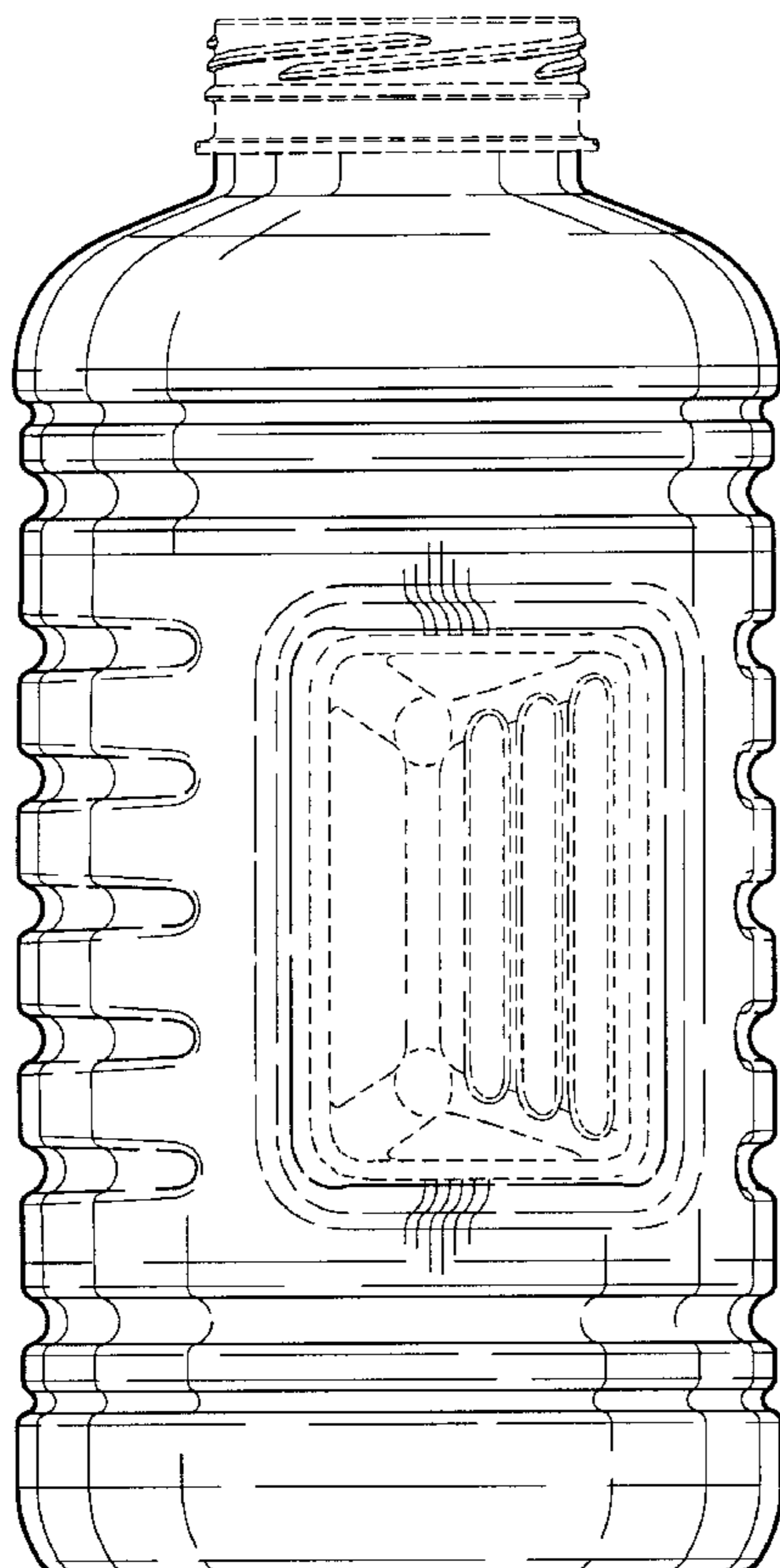
(57) **CLAIM**

The ornamental design for a bottle, as shown and described.

DESCRIPTION

FIG. 1 is a left side elevational view showing our new design, the right side is a mirror image thereto; FIG. 2 is a front elevational view thereof; FIG. 3 is a rear elevational view thereof; FIG. 4 is a top plan view thereof; and, FIG. 5 is a bottom plan view thereof. The dot-dash-dot line shown in FIGS. 1-4 represent the boundary of the claim. The dotted lines of the threaded top portion of the bottle and of the pattern on the bottom of the bottle are for illustrative purposes only and form no part of the claimed design.

1 Claim, 4 Drawing Sheets



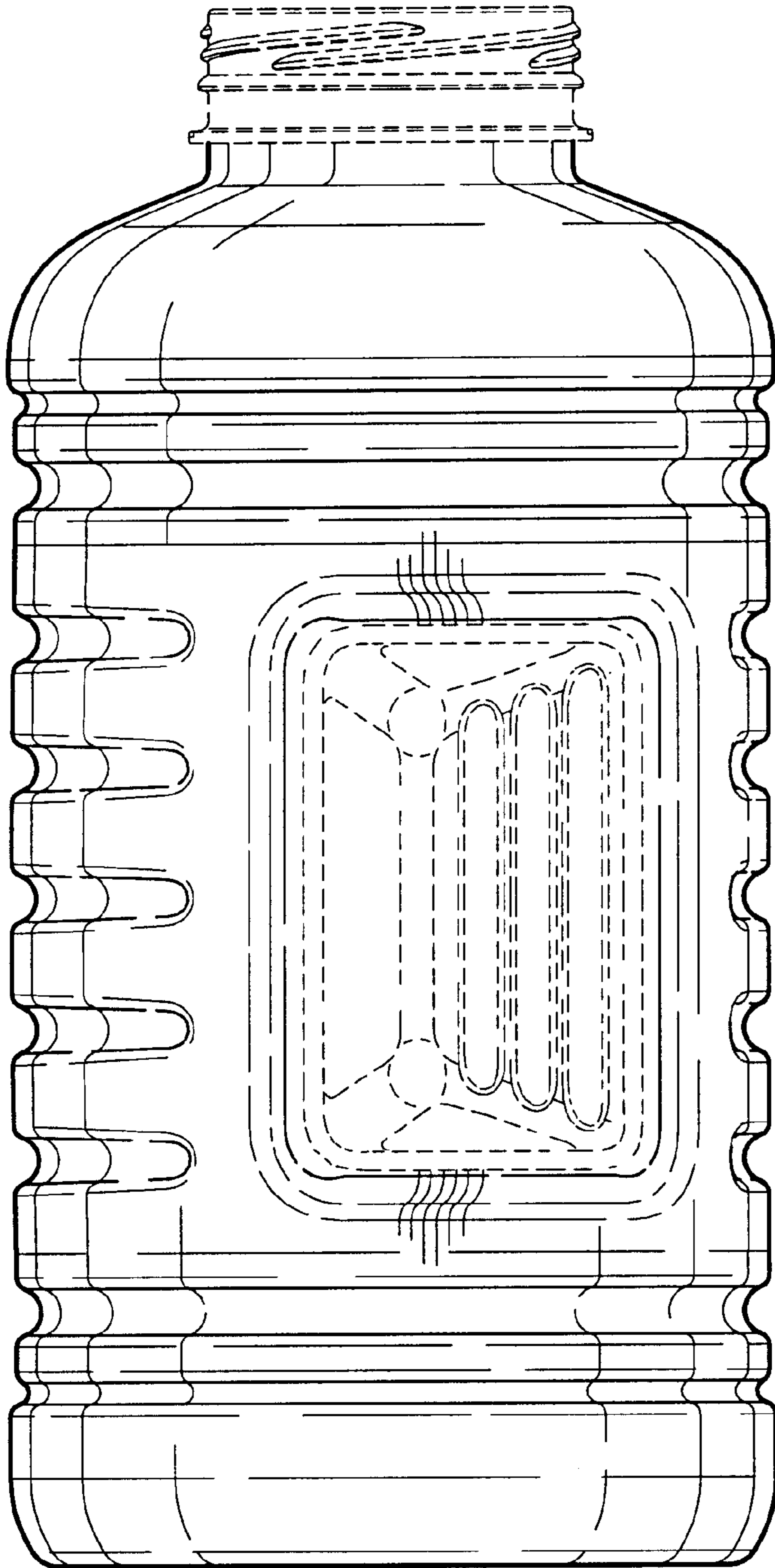


Figure - 1

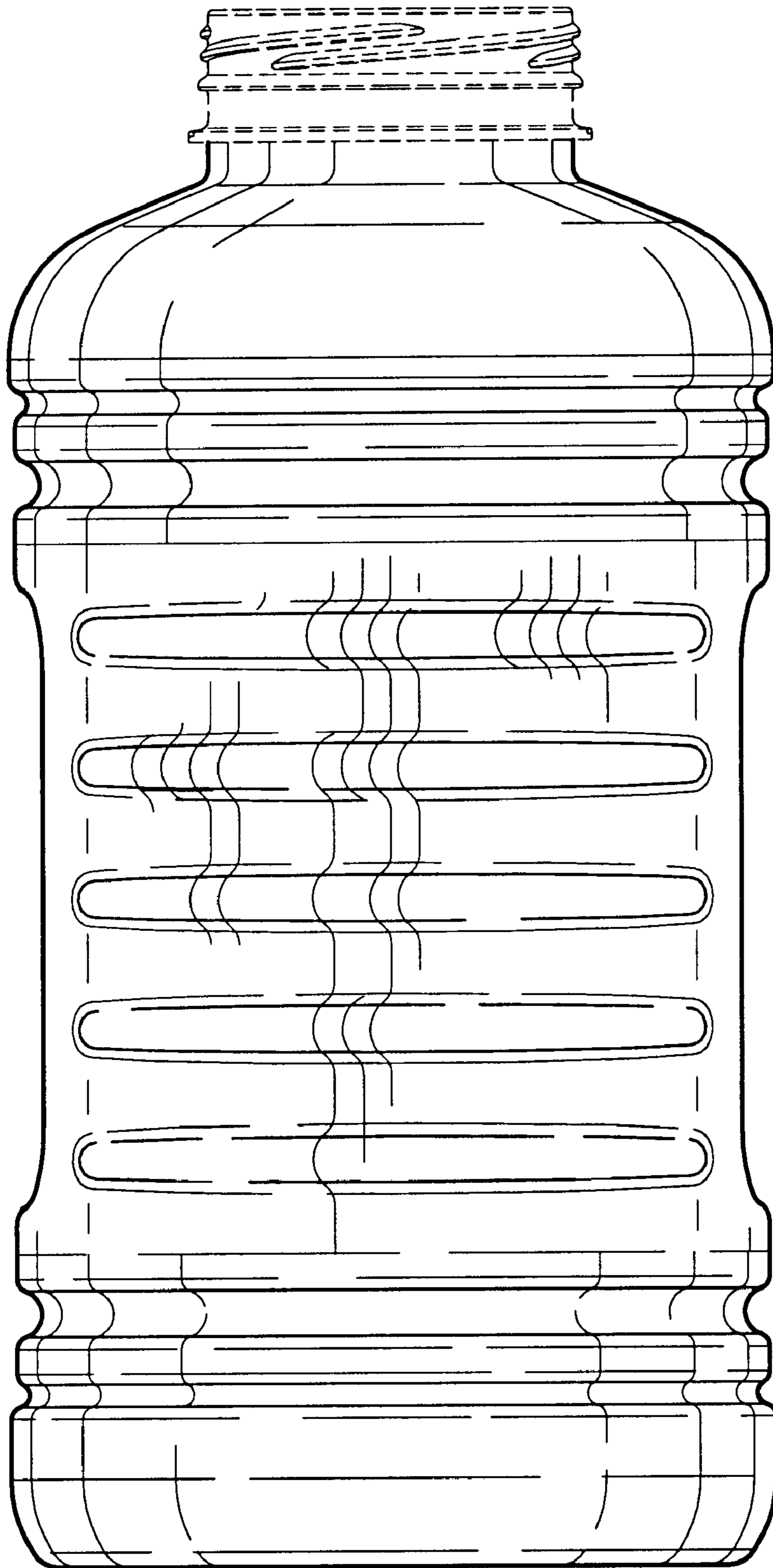


Figure - 2




Figure - 3

Figure - 4


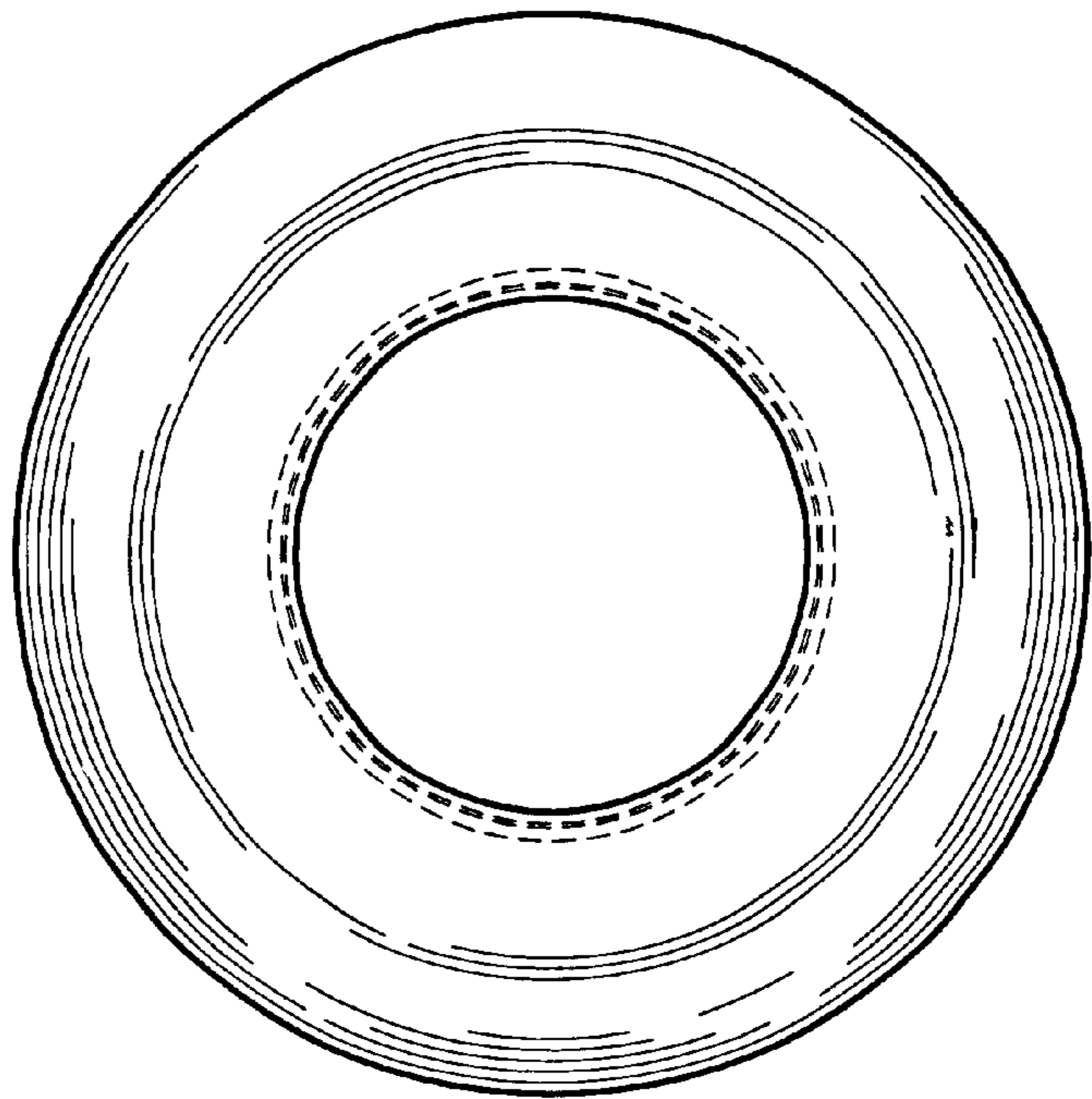


Figure - 5