



US00D454775S

(12) **United States Design Patent**
Hirsch, III

(10) **Patent No.:** **US D454,775 S**

(45) **Date of Patent:** **** Mar. 26, 2002**

(54) **DOORBELL FACEPLATE**

D421,727 S * 3/2000 Pierson et al.
D422,966 S * 4/2000 Yu

(76) Inventor: **Samuel Hirsch, III**, 779 E. Merritt
Island Causeway, No. 454, Merritt
Island, FL (US) 32952

* cited by examiner

(**) Term: **14 Years**

Primary Examiner—B. J. Bullock

(74) *Attorney, Agent, or Firm*—John L. DeAngelis, Jr.;
Holland & Knight LLP

(21) Appl. No.: **29/144,499**

(57) **CLAIM**

(22) Filed: **Jul. 3, 2001**

The ornamental design for a doorbell faceplate, as shown
and described.

(51) **LOC (7) Cl.** **11-05**

(52) **U.S. Cl.** **D8/351; D11/33; D21/510**

(58) **Field of Search** **D8/350-353; D21/510;**
D25/6, 631; D10/116, 118; 220/241; 174/66;
16/402; 116/172; D11/111, 133

DESCRIPTION

FIG. 1 is a front view of a doorbell faceplate; and,
FIG. 2 is a side view of a doorbell faceplate.

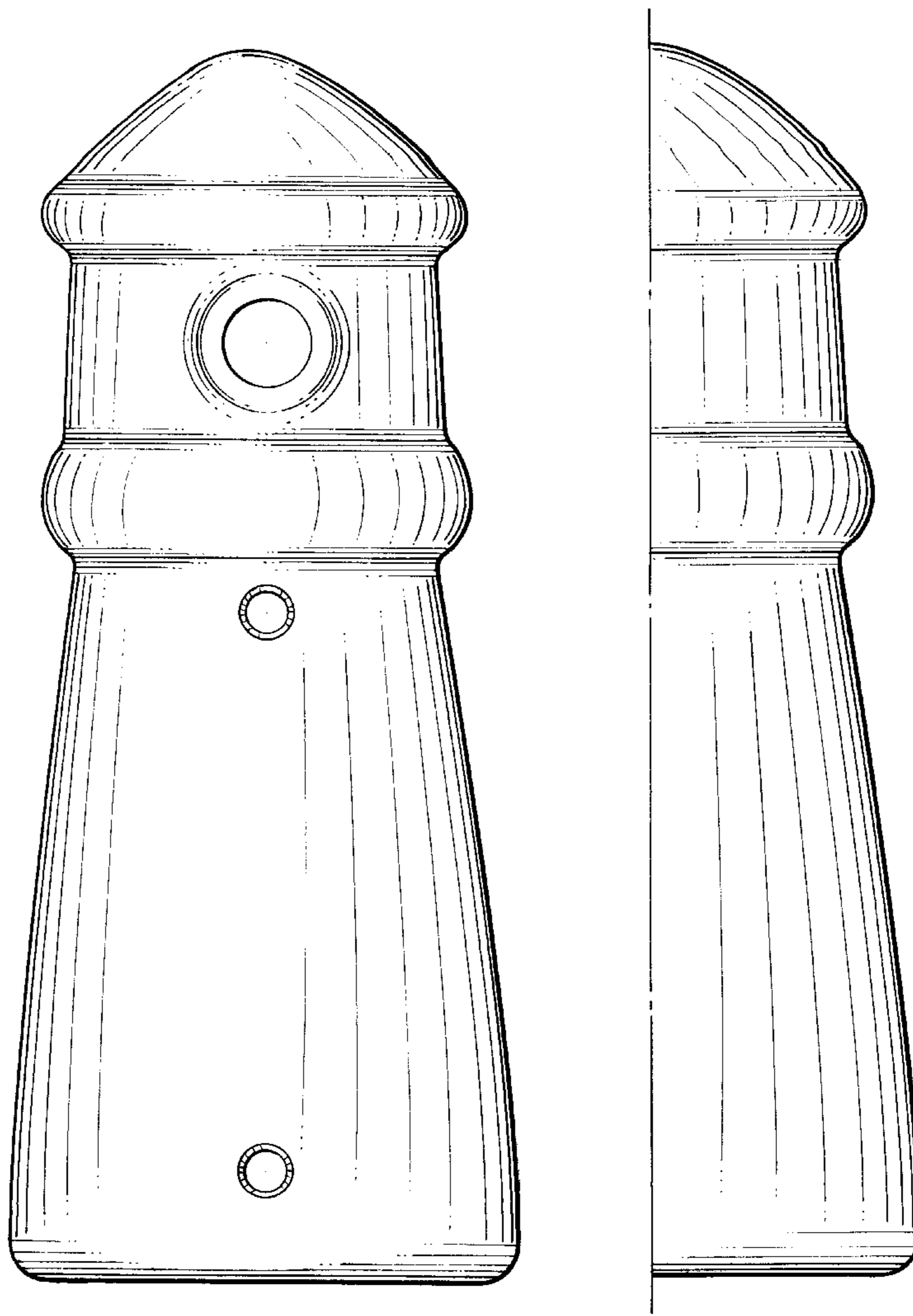
The portion of the broken line in FIG. 2 immediately
adjacent the shaded area defines the bounds of the claimed
design; the rest of the broken line is for illustrative purpose
only. None of the broken lines form a part of the claim.

(56) **References Cited**

U.S. PATENT DOCUMENTS

- D58,283 S * 6/1921 Woodard
- D226,423 S * 3/1973 Mellyn
- D243,923 S * 4/1977 Creamer

1 Claim, 2 Drawing Sheets



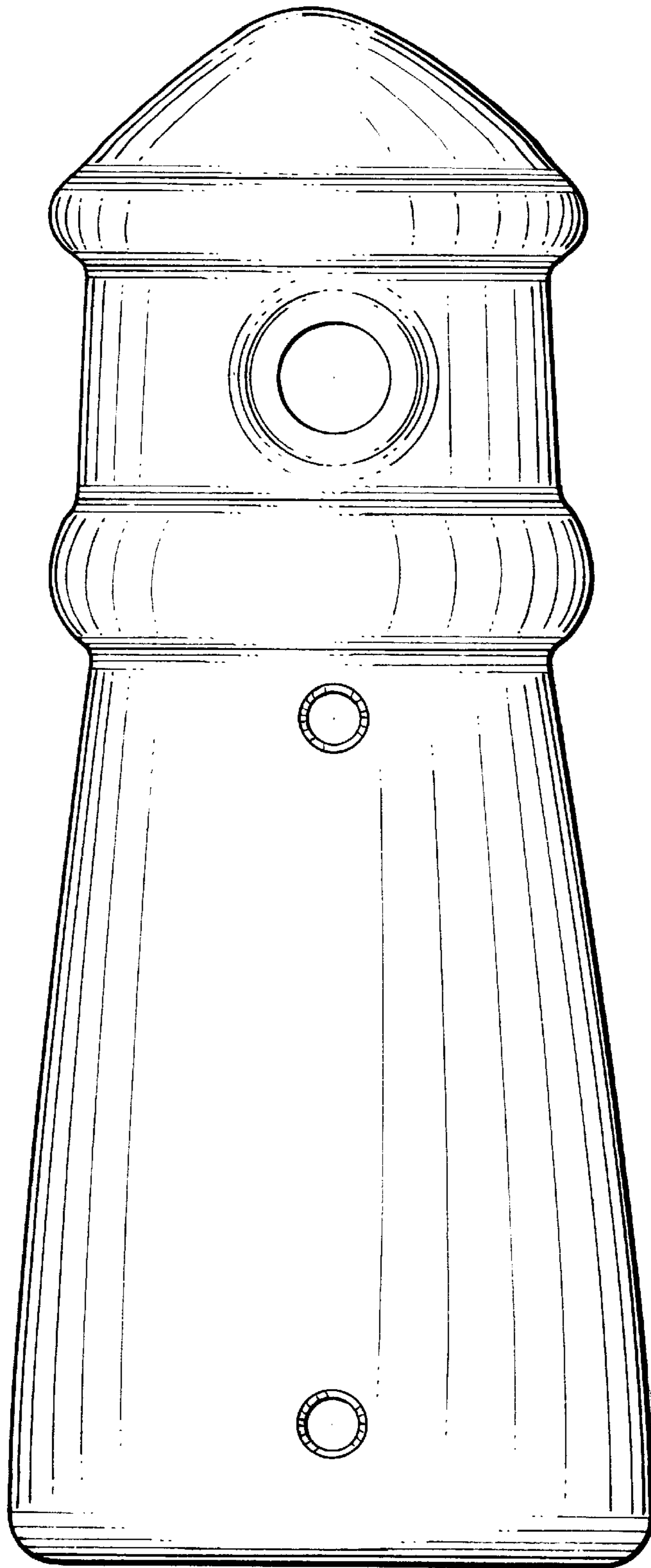


FIG. 1

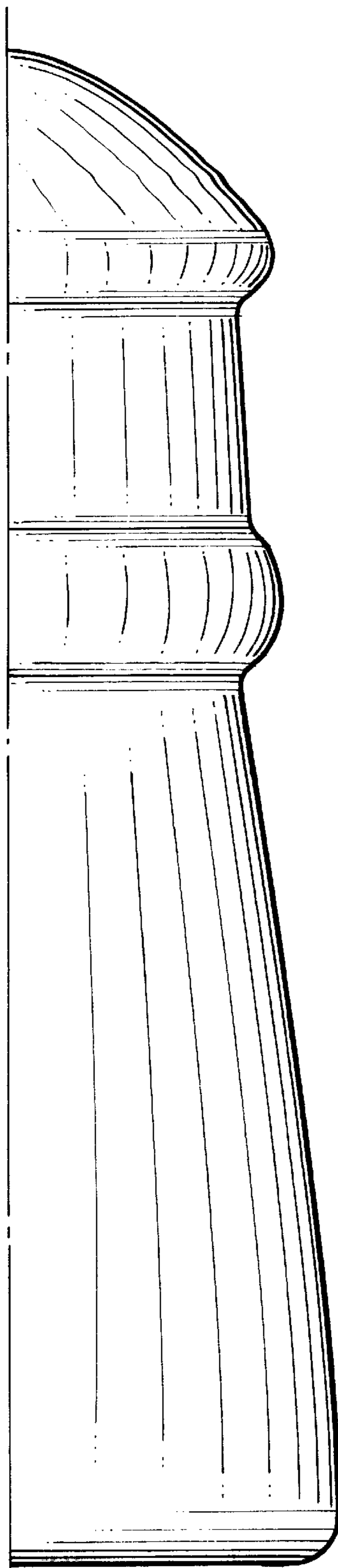


FIG. 2