



US00D454773S

(12) **United States Design Patent**
Gilbert et al.

(10) **Patent No.:** **US D454,773 S**

(45) **Date of Patent:** **** Mar. 26, 2002**

(54) **BOLT WITH OVAL HEAD**

5,833,418 A * 11/1998 Shoji 411/396
6,265,973 B1 * 7/2001 Brammall et al. 340/568.1

(75) Inventors: **Stanley Gilbert**, Angola; **William Neely**, Fremont; **Brandon Walker**; **Rodney Ridenour**, both of Fremont, all of IN (US)

* cited by examiner

Primary Examiner—Alan P. Douglas

Assistant Examiner—Clare E. Heflin

(73) Assignee: **TransGuard Industries, Inc.**, Angola, IN (US)

(74) *Attorney, Agent, or Firm*—Carella Byrne Bain Gilfillan Cecchi et al.; John G. Gilfillan, III; William Squire

(**) Term: **14 Years**

(57) **CLAIM**

The ornamental design for a bolt with oval head, as shown and described.

(21) Appl. No.: **29/147,306**

(22) Filed: **Aug. 27, 2001**

DESCRIPTION

(51) **LOC (7) Cl.** **08-07**

(52) **U.S. Cl.** **D8/331; D8/387**

(58) **Field of Search** D8/382, 387, 391, D8/393, 331; 292/2, 327; 411/500, 508-511, 378-382, 914-916, 455, 908, 913

FIG. 1 is a front elevation view showing the new design; FIG. 2 is a right side elevation view, the left side of which is a mirror image thereof;

FIG. 3 is a top plan view thereof;

FIG. 4 is a bottom plan view thereof; and

FIG. 5 is a top isometric view thereof.

FIGS. 6-10 are views of a second embodiment wherein:

FIG. 6 is a front elevation view thereof;

FIG. 7 is a right side elevation view thereof, the left side elevation view being a mirror image of the right side view;

FIG. 8 is top plan view thereof;

FIG. 9 is a bottom plan view thereof; and,

FIG. 10 is a top isometric view thereof.

(56) **References Cited**

U.S. PATENT DOCUMENTS

373,291 A * 11/1887 Higgs 411/497
4,158,335 A * 6/1979 Belcastro 108/64
4,802,700 A * 2/1989 Stevenson et al. 292/327
5,127,687 A * 7/1992 Guiler 292/327
5,161,838 A * 11/1992 Ely et al. 292/327
5,697,653 A * 12/1997 Aigner et al. 292/2
5,732,989 A * 3/1998 Stevenson et al. 292/327

1 Claim, 2 Drawing Sheets

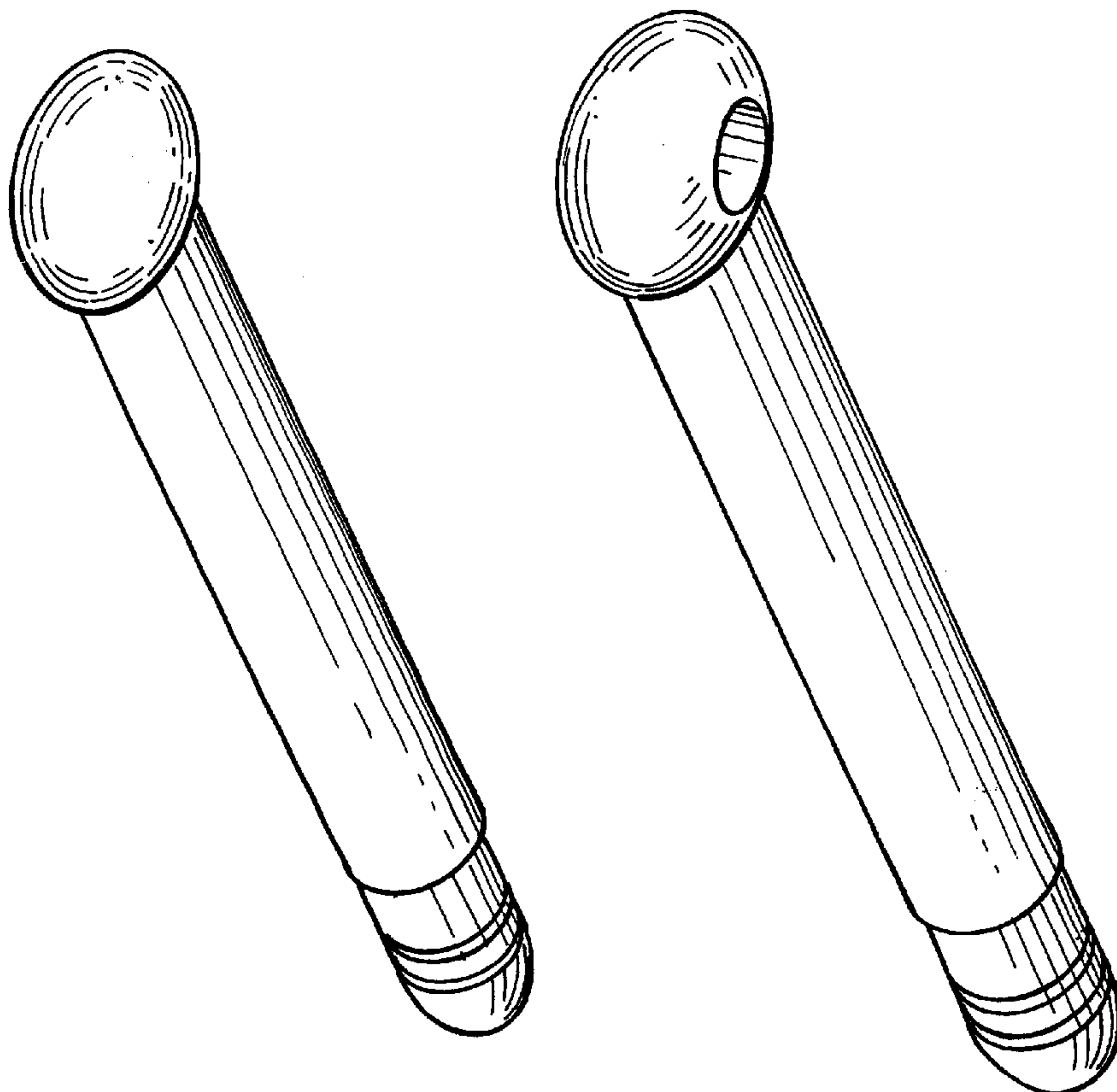


FIG. 1

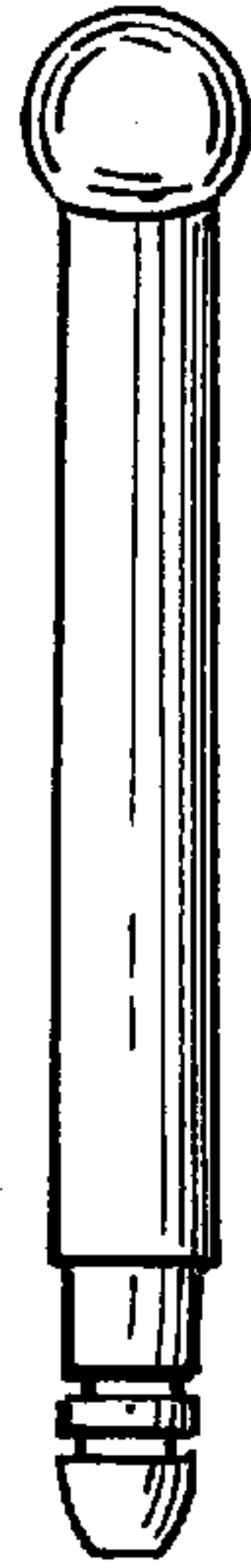


FIG. 5

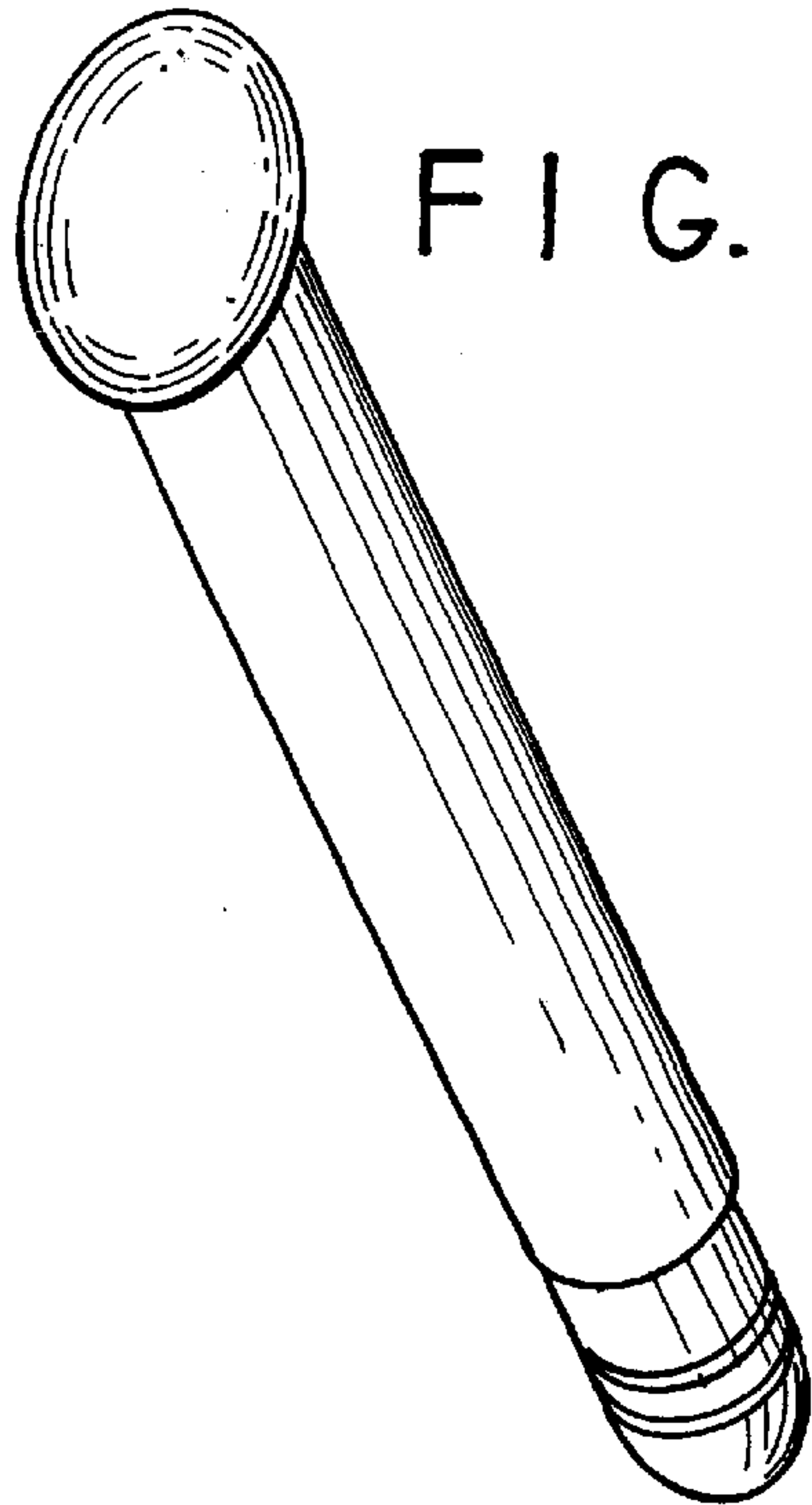


FIG. 2

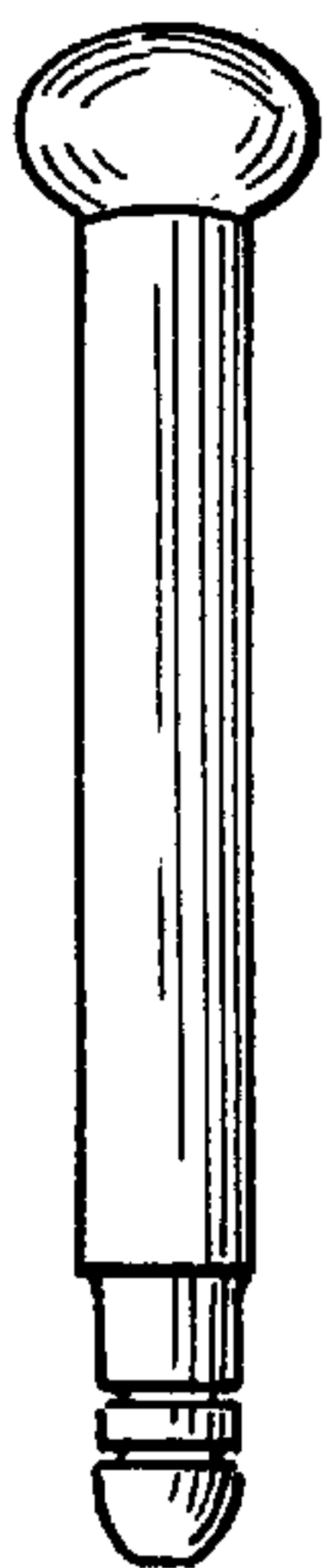


FIG. 3



FIG. 4



FIG. 6




FIG. 10

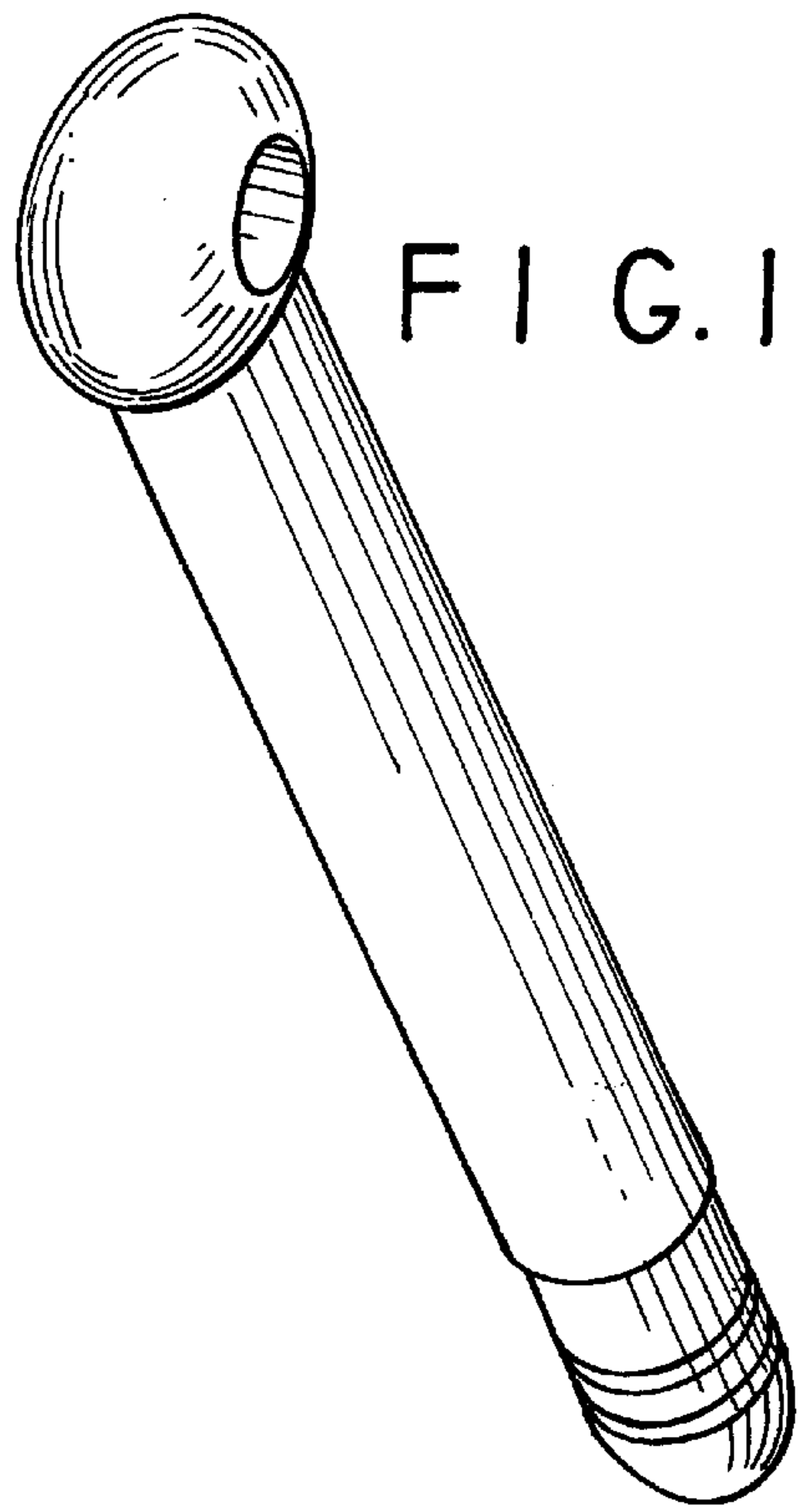


FIG. 7




FIG. 8



FIG. 9

