



US00D454772S

(12) **United States Design Patent**
Dewald et al.

(10) **Patent No.:** **US D454,772 S**
(45) **Date of Patent:** **** Mar. 26, 2002**

- (54) **PULL**
- (75) Inventors: **Kevin Dewald**, Spring Lake, MI (US);
Carl Hedrick, Kernersville, NC (US)
- (73) Assignee: **Belwith International, Ltd.**,
Grandville, MI (US)
- (**) Term: **14 Years**
- (21) Appl. No.: **29/135,957**
- (22) Filed: **Jan. 31, 2001**

- D193,176 S * 7/1962 Aleks
- D196,710 S * 10/1963 Morgan
- D205,611 S * 8/1966 Bottom
- D375,887 S * 11/1996 Tatum et al. D8/320
- D387,265 S * 12/1997 Mattson et al. D8/316

Related U.S. Application Data

- (62) Division of application No. 29/103,332, filed on Apr. 13, 1999.
- (51) **LOC (7) Cl.** **08-06**
- (52) **U.S. Cl.** **D8/320**
- (58) **Field of Search** D8/300, 315, 320;
16/110.1, 412, 415, 416, 443

References Cited

U.S. PATENT DOCUMENTS

D184,664 S * 3/1959 Clayton

OTHER PUBLICATIONS

J. C. De Jong & Co., Inc. cat. 704; p. A-9; pull #922.*

* cited by examiner

Primary Examiner—B. J. Bullock

(74) *Attorney, Agent, or Firm*—Rader, Fishman & Grauer PLLC

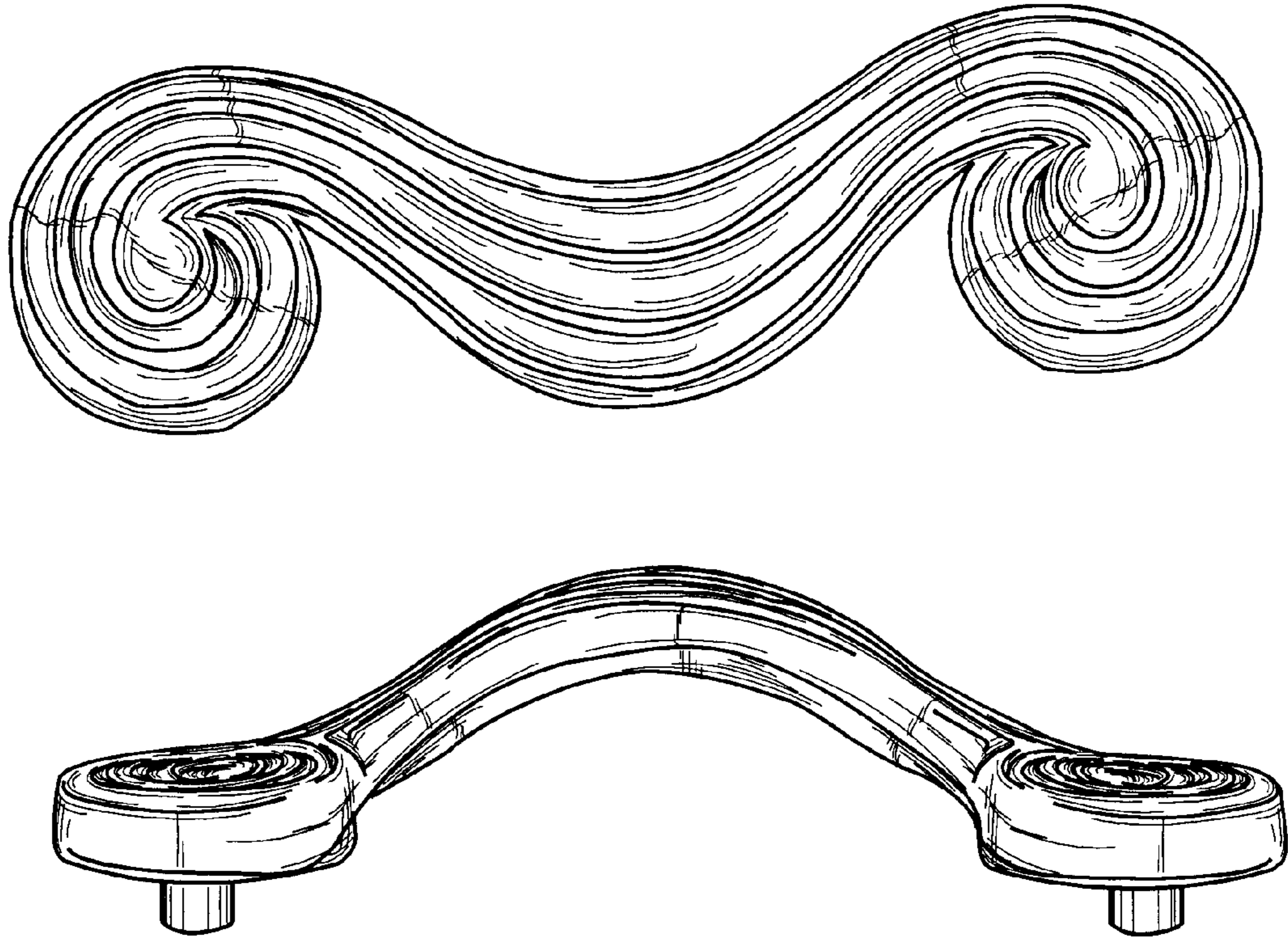
CLAIM

(57) The ornamental design for a pull, as shown and described.

DESCRIPTION

FIG. 1 is a front elevational view of the pull of the present invention.
FIG. 2 is a bottom perspective view of the pull of FIG. 1; and,
FIG. 3 is a left side perspective view of the pull of FIG. 1.

1 Claim, 1 Drawing Sheet



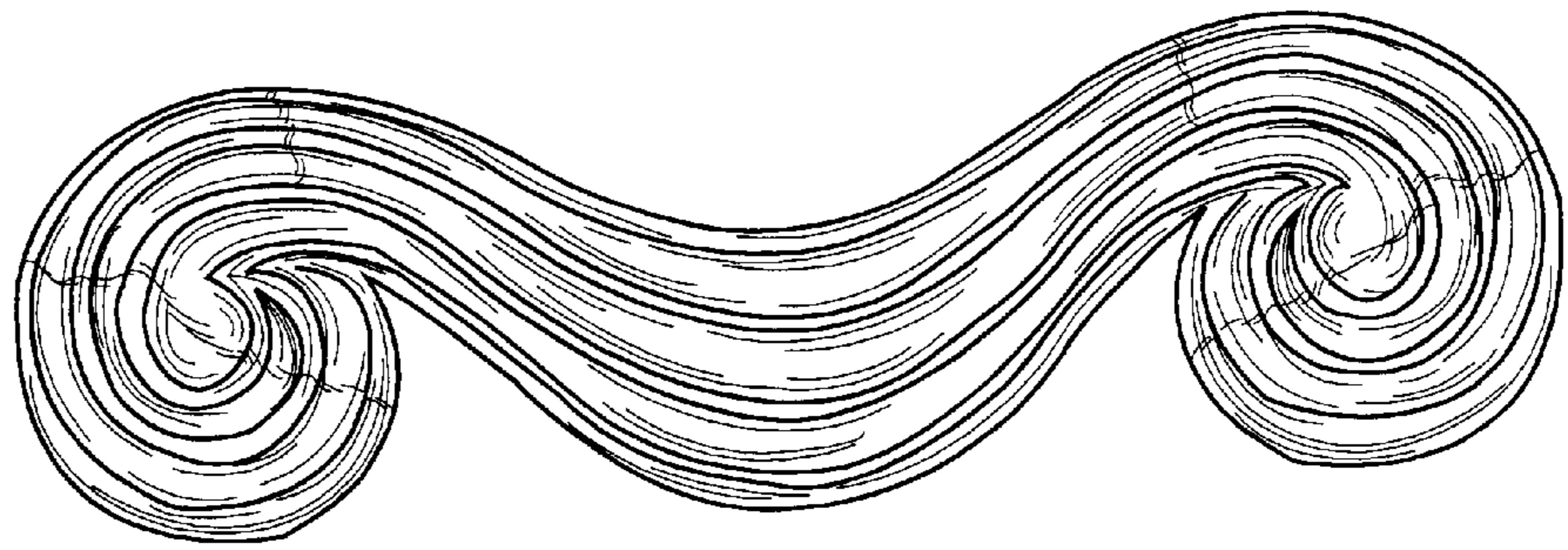


Fig. 1

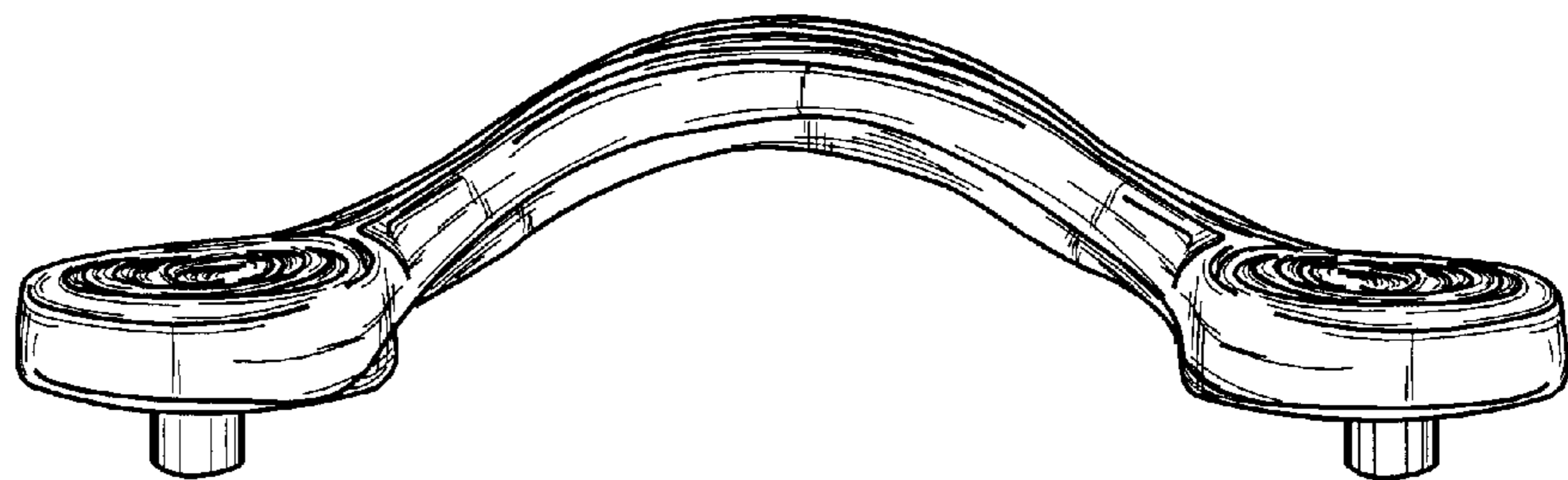


Fig. 2

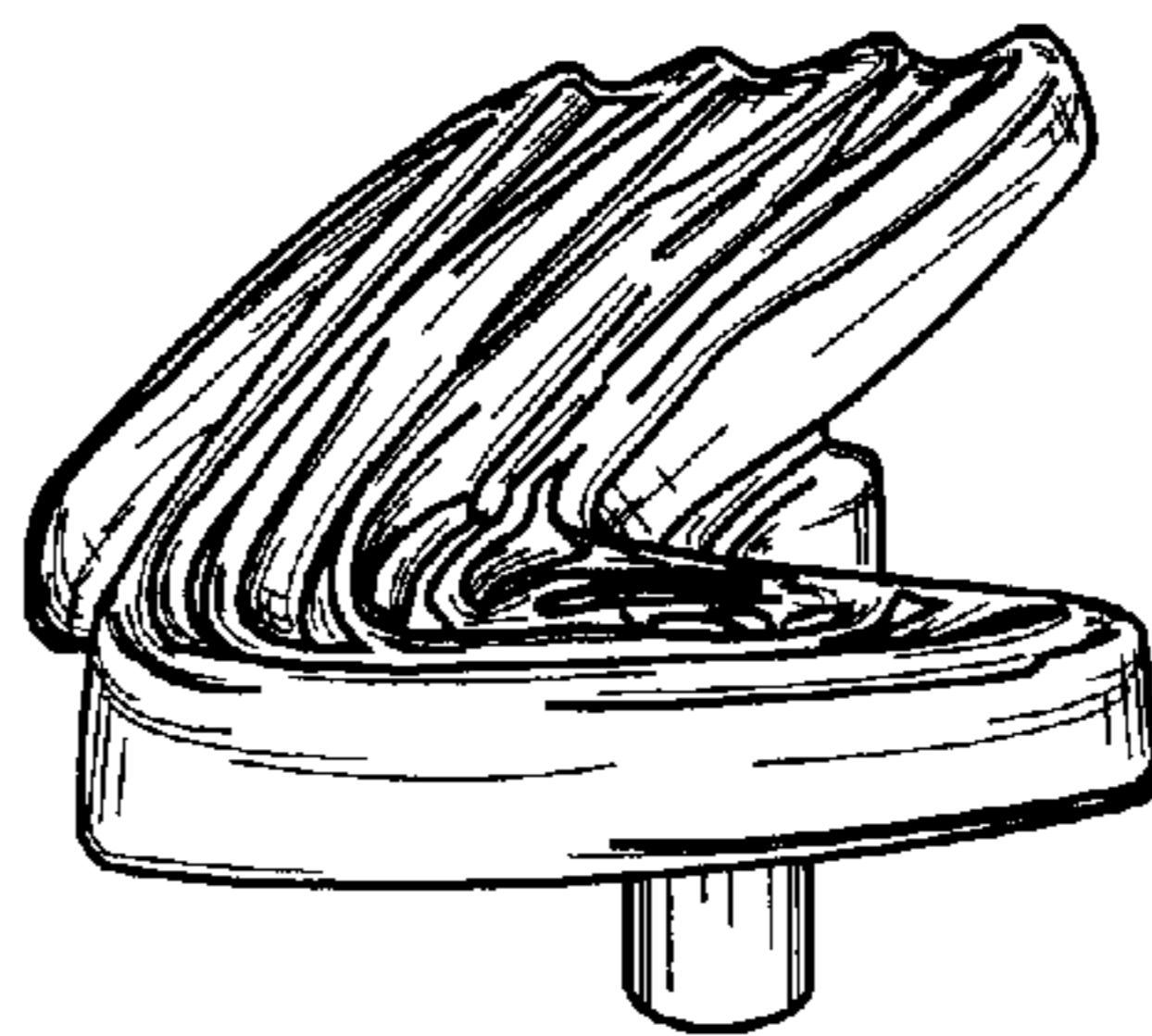


Fig. 3