



US00D454765S

(12) **United States Design Patent**  
**Jansson**

(10) **Patent No.:** **US D454,765 S**

(45) **Date of Patent:** **\*\* Mar. 26, 2002**

(54) **CAN OPENER**

(75) **Inventor:** **Pål Jansson, Stockholm (SE)**

(73) **Assignee:** **Pål Produktion AB (SE)**

(\*\*) **Term:** **14 Years**

(21) **Appl. No.:** **29/128,264**

(22) **Filed:** **Aug. 21, 2000**

(30) **Foreign Application Priority Data**

Feb. 21, 2000 (SE) ..... 00-0359

(51) **LOC (7) Cl.** ..... **07-99**

(52) **U.S. Cl.** ..... **D8/40; D11/26**

(58) **Field of Search** ..... **D8/18, 33-43;**  
**7/151-156; 81/3.07-3.49; D11/2, 26, 28,**  
**29; 30/298, 400**

(56) **References Cited**

**U.S. PATENT DOCUMENTS**

- 888,580 A \* 5/1908 Brinn ..... 81/3.41
- D41,178 S \* 2/1911 Francis ..... D8/38
- 1,519,816 A \* 12/1924 Ward ..... 30/298
- 1,578,627 A \* 3/1926 Baumgarten ..... 81/3.57
- 4,667,544 A \* 5/1987 Milo ..... 81/3.09
- D291,050 S \* 7/1987 McIntire ..... D8/18

- D292,499 S \* 10/1987 Eddy ..... D11/2
- 4,869,134 A \* 9/1989 Sprecher ..... 81/3.09
- D303,915 S \* 10/1989 Knutson ..... D8/18
- D337,708 S \* 7/1993 Morris, Jr. .... D8/18
- D347,152 S \* 5/1994 Mohawk et al. .... D8/40
- 5,329,832 A \* 7/1994 Tegethoff ..... 81/3.55
- 5,347,890 A \* 9/1994 Rufkahr ..... 81/3.55
- D373,941 S \* 9/1996 Davis ..... D8/40
- D438,075 S \* 2/2001 Van Meter ..... D8/40

\* cited by examiner

*Primary Examiner*—Caron D. Veynar

(74) *Attorney, Agent, or Firm*—Ostrolenk, Faber, Gerb & Soffen, LLP

(57) **CLAIM**

The ornamental design for a can opener, as shown.

**DESCRIPTION**

FIG. 1 is a top, side perspective view of a can opener showing my new design;

FIG. 2 is a bottom perspective view thereof;

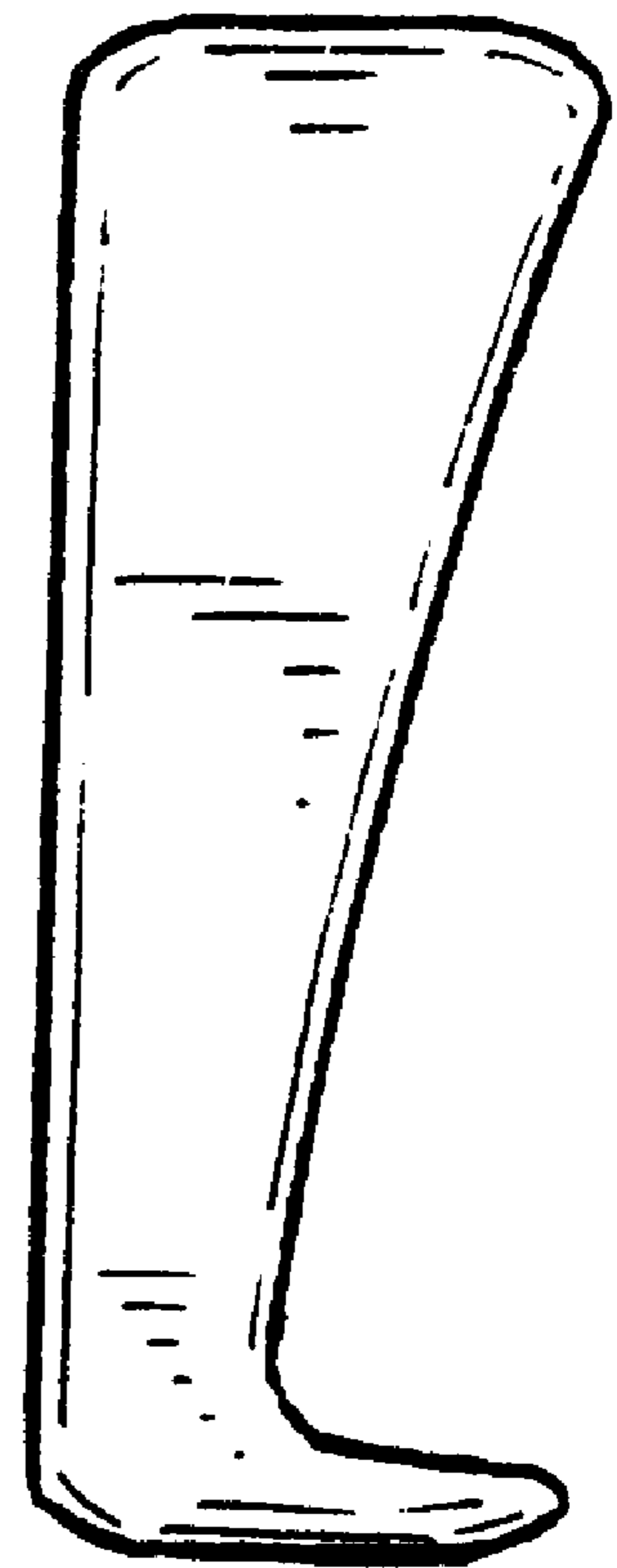

FIG. 3 is a top view thereof;

FIG. 4 is a bottom view thereof;

FIG. 5 is a side view thereof; and,

FIG. 6 is a front view thereof.

**1 Claim, 1 Drawing Sheet**






FIG. 1




FIG. 2

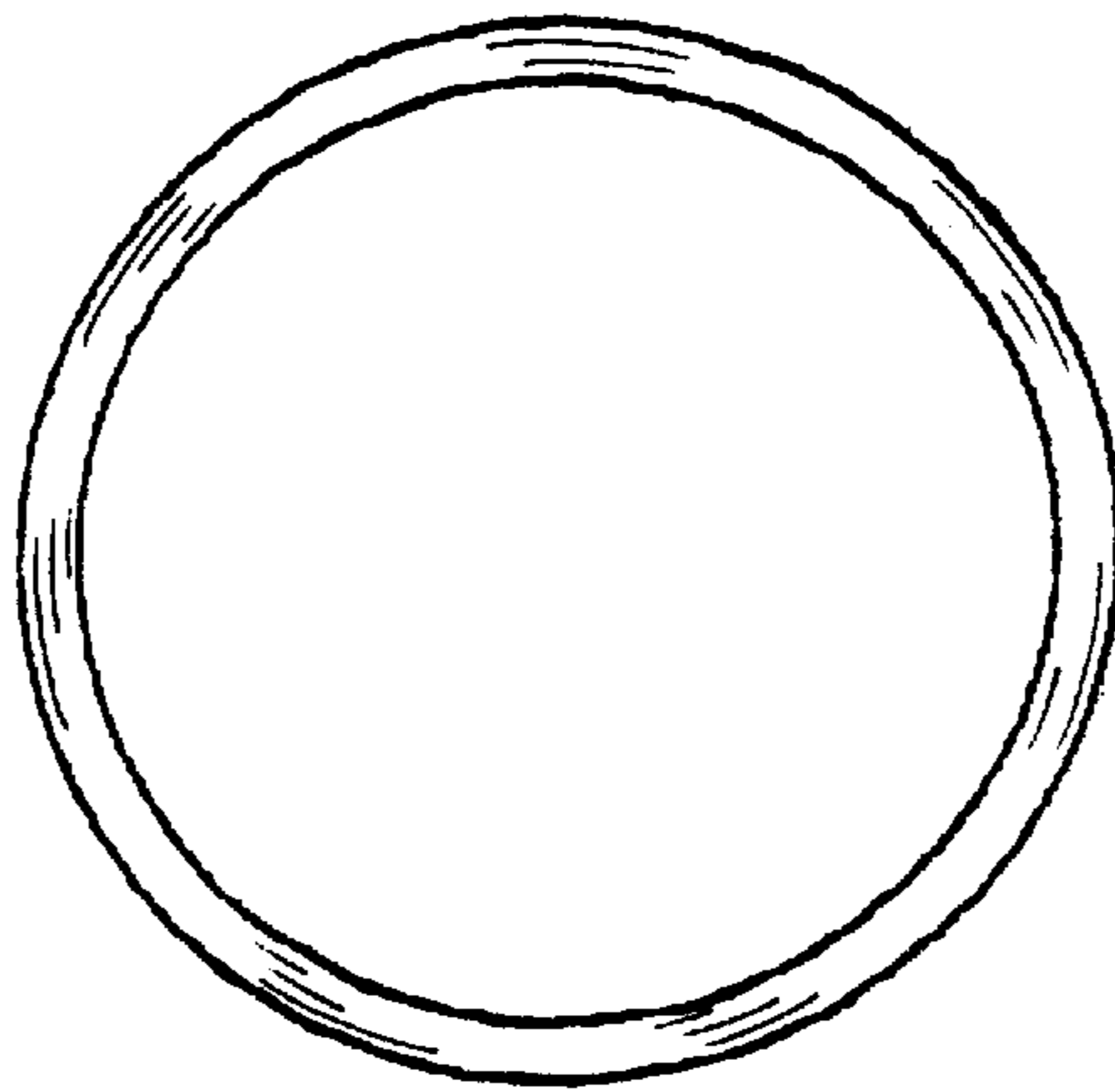


FIG. 3

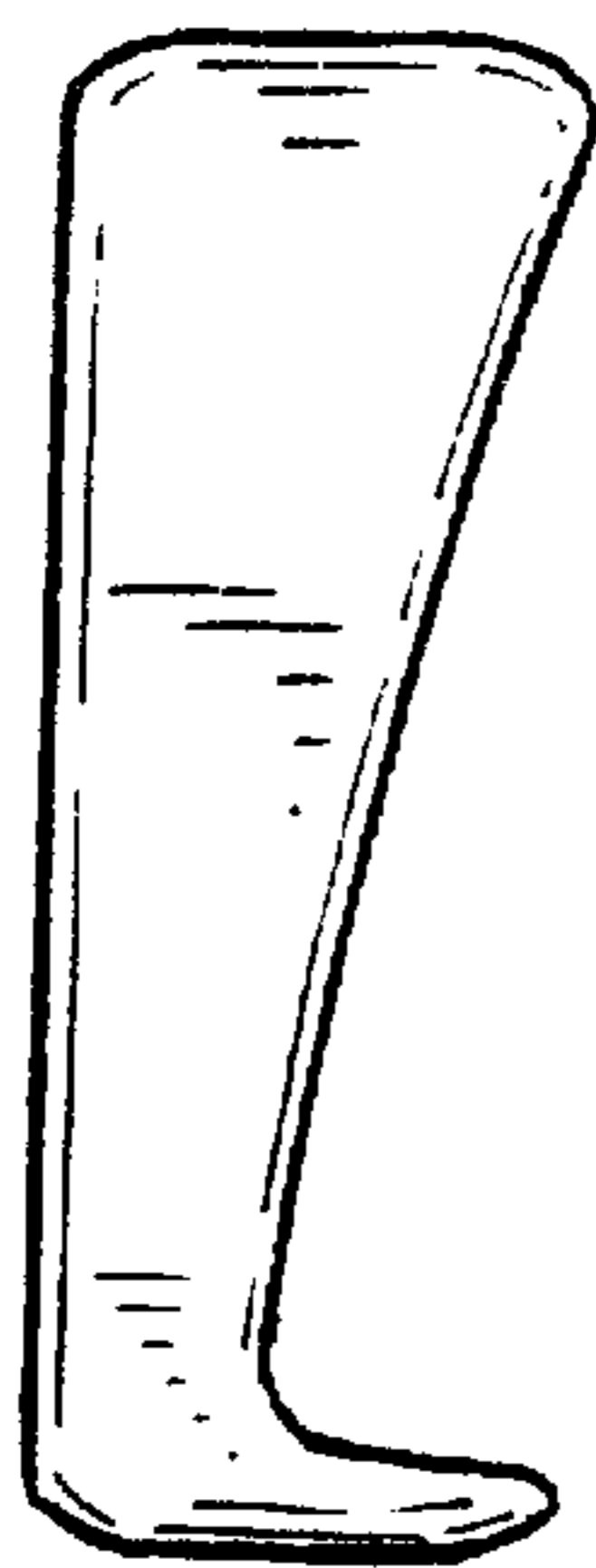


FIG. 5




FIG. 4

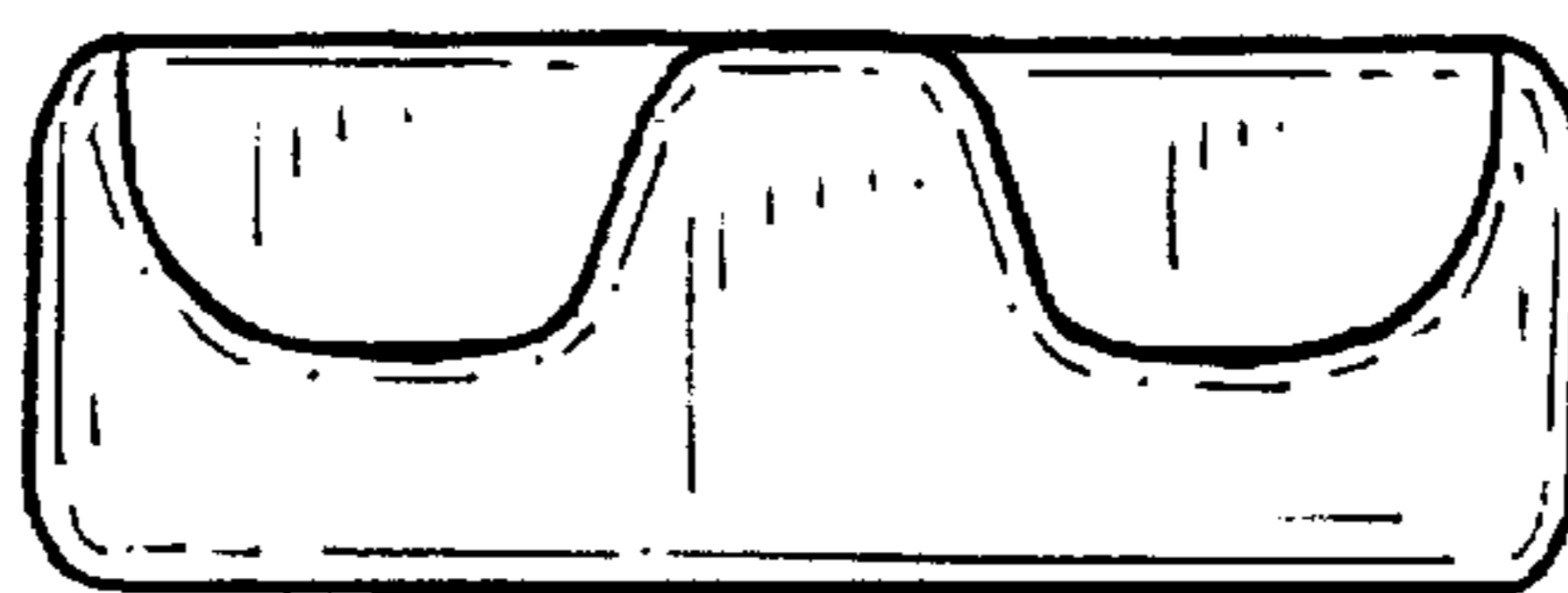


FIG. 6