



US00D454763S

(12) **United States Design Patent**
Croll

(10) **Patent No.:** **US D454,763 S**

(45) **Date of Patent:** **** Mar. 26, 2002**

(54) **SPOON**

D415,387 S * 10/1999 Morrison D7/401.2
D431,415 S * 10/2000 Yot D7/401.2

(75) Inventor: **William B. Croll**, Vernon, NY (US)

* cited by examiner

(73) Assignee: **Oneida, Ltd.**, Oneida, NY (US)

Primary Examiner—Caron D. Veynar

(**) Term: **14 Years**

(74) *Attorney, Agent, or Firm*—Wall, Marjama & Bilinski, LLP

(21) Appl. No.: **29/141,680**

(57) **CLAIM**

(22) Filed: **May 10, 2001**

The ornamental design for a spoon, as shown and described.

(51) **LOC (7) Cl.** **07-03**

DESCRIPTION

(52) **U.S. Cl.** **D7/662**

(58) **Field of Search** D7/642, 645, 653,
D7/662-664, 401.2; 30/322, 324

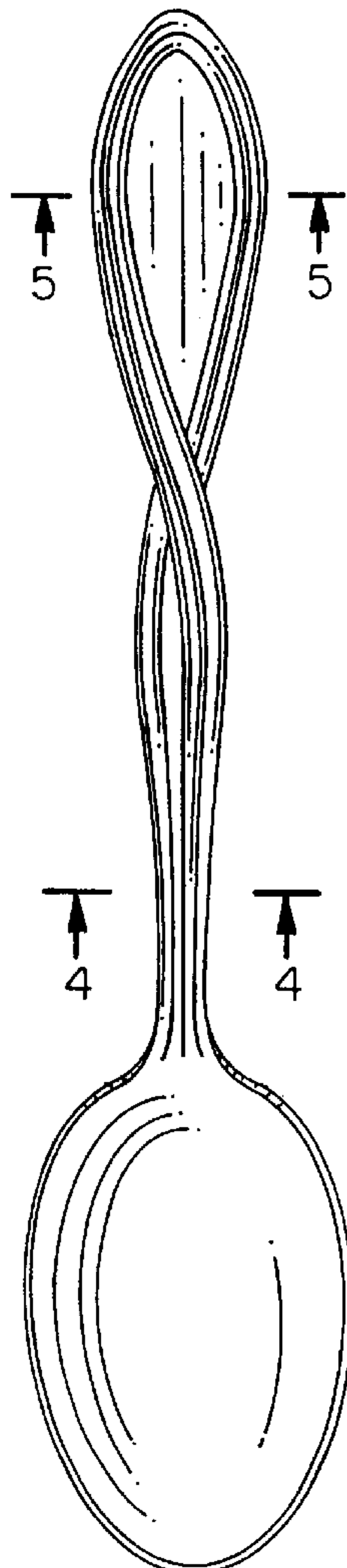
FIG. 1 is a top view of a spoon showing my new Design;
FIG. 2 is a left side elevational view thereof; the right side
view being a mirror image thereof;
FIG. 3 is a bottom plan view thereof;
FIG. 4 is a cross-section view taken along line 4—4 of FIG.
1; and,
FIG. 5 is a cross section view taken along line 5—5 of FIG.
1.

(56) **References Cited**

U.S. PATENT DOCUMENTS

- D209,851 S * 1/1968 Levin D7/395
- D362,373 S * 9/1995 Richmond D7/662
- D387,955 S * 12/1997 Thompson D7/653
- D390,424 S * 2/1998 Shane-Schuldt D7/662

1 Claim, 1 Drawing Sheet



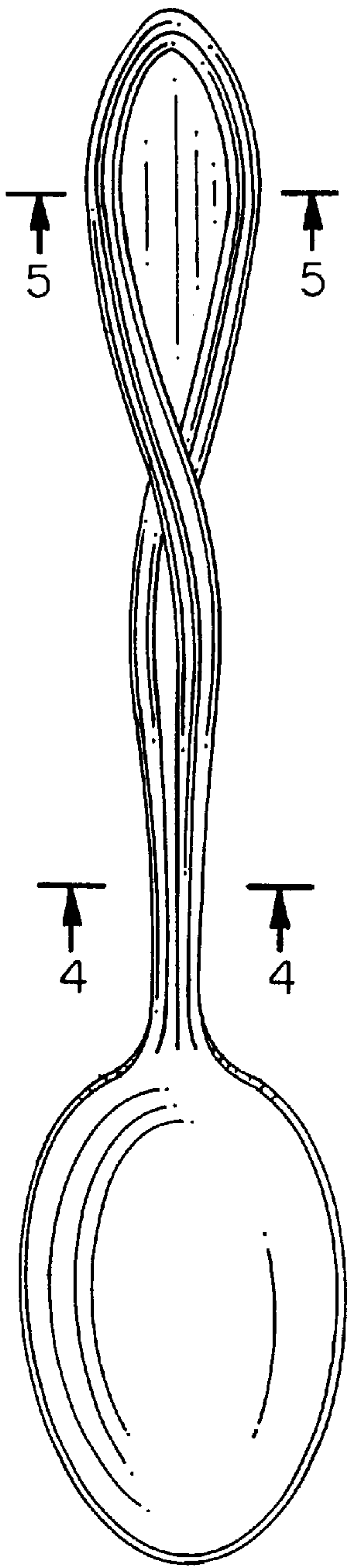


FIG. 1



FIG. 2

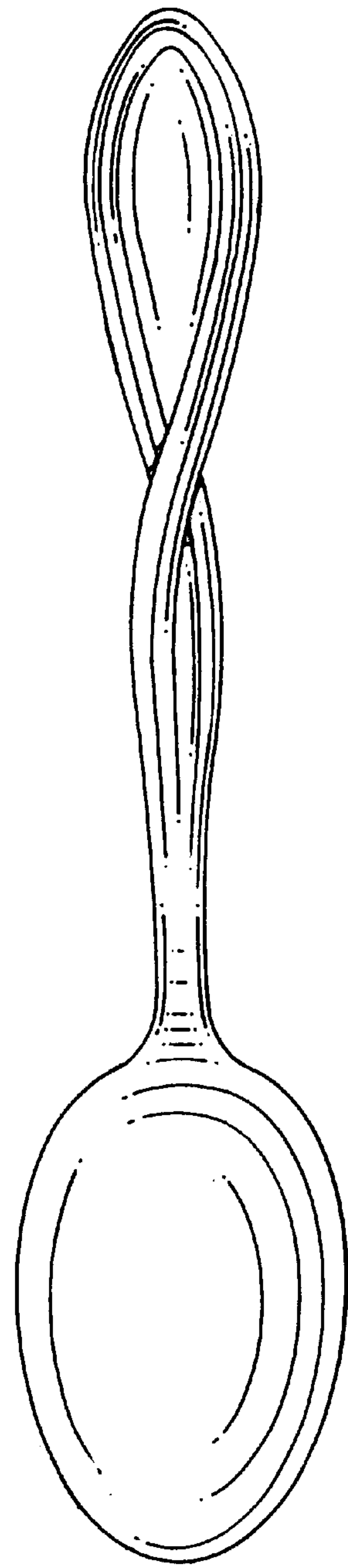


FIG. 3



FIG. 4



FIG. 5