



US00D454739S

(12) **United States Design Patent**
Ong

(10) **Patent No.:** **US D454,739 S**

(45) **Date of Patent:** **** Mar. 26, 2002**

(54) **AQUARIUM TISSUE BOX COVER**

D424,342 S * 5/2000 Pasquale D6/519

(76) Inventor: **Bon S. Ong**, P.O. Box 4247, Torrance,
CA (US) 90510

(**) Term: **14 Years**

(21) Appl. No.: **29/140,470**

(22) Filed: **Apr. 19, 2001**

(51) **LOC (7) Cl.** **20-02**

(52) **U.S. Cl.** **D6/518**

(58) **Field of Search** D6/515, 518, 523;
217/5; 312/34.1; 206/233, 812, 824; 221/26,
33, 45, 282, 284; 222/173

(56) **References Cited**

U.S. PATENT DOCUMENTS

2,433,587 A	*	12/1947	Wentowrth	206/494 X
D201,462 S	*	6/1965	Klein	D6/518
D205,629 S	*	8/1966	Hartley	D6/518
D205,721 S	*	9/1966	O'Neil	D6/518
D334,498 S	*	4/1993	Romme et al.	D6/515
D348,389 S	*	7/1994	Nigro	D9/319
D372,386 S	*	8/1996	Kuchenbecker	D6/518
D372,387 S	*	8/1996	Kuchenbecker	D6/518

OTHER PUBLICATIONS

Ma Leck Catalogue (1980) p. 31, Tissue Box Covers ML 1550, ML 1551.*

* cited by examiner

Primary Examiner—Brian N. Vinson

(74) *Attorney, Agent, or Firm*—Charles H. Thomas

(57) **CLAIM**

I claim the ornamental design for the article aquarium tissue box cover, as shown and described.

DESCRIPTION

FIG. 1 is a top, front, and left side perspective view of a filigreed tissue box cover showing my new design;

FIG. 2 is a top plan view thereof;

FIG. 3 is a bottom plan view thereof;

FIG. 4 is a front elevational view thereof, the undisclosed rear being a mirror image of that shown; and,

FIG. 5 is a left side elevational view thereof, the undisclosed right side being a mirror image of that shown.

1 Claim, 3 Drawing Sheets




FIG. 1




FIG. 2




FIG. 3

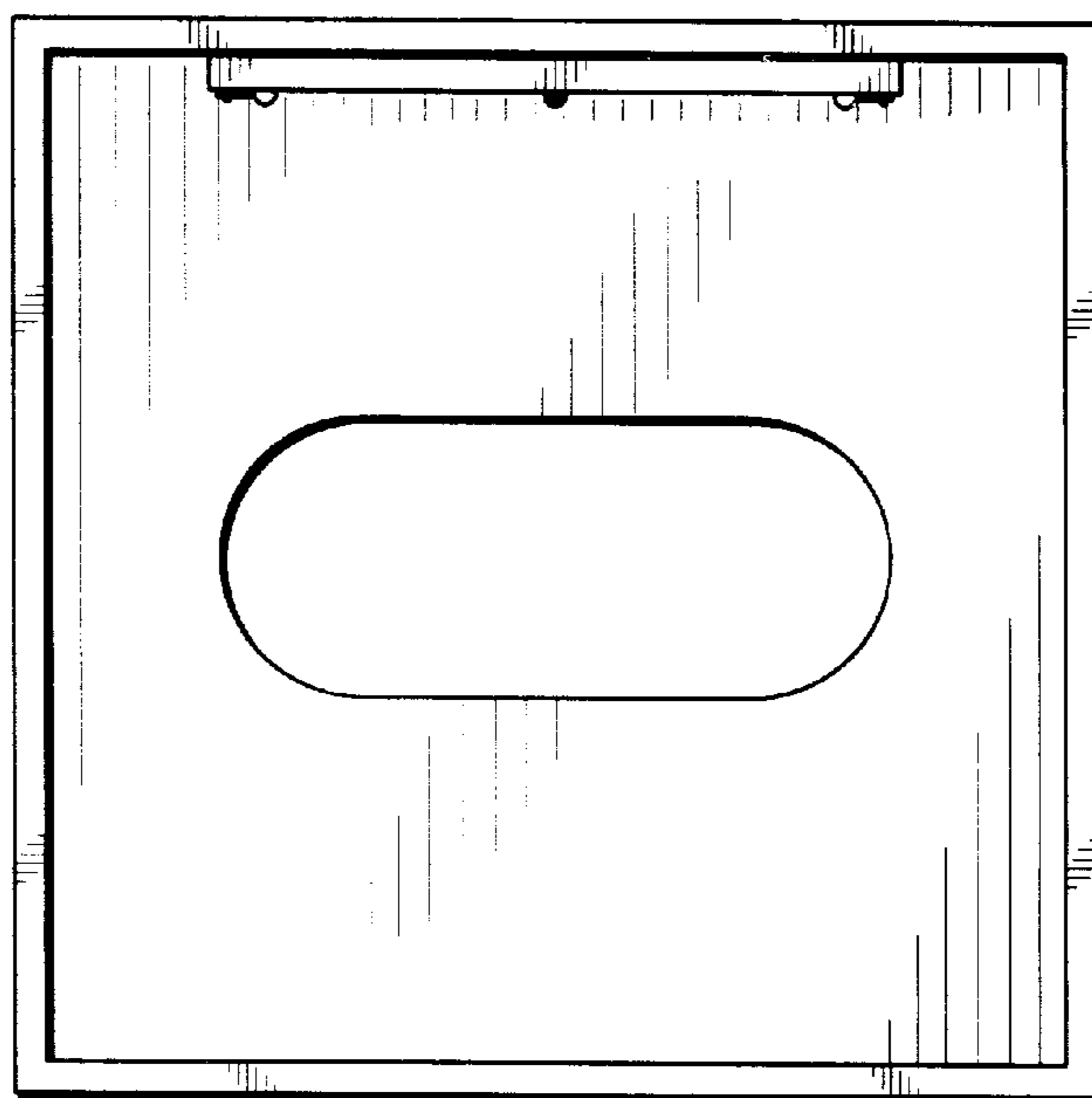


FIG. 4




FIG. 5

