



US00D454734S

(12) **United States Design Patent**  
**Sabo**

(10) **Patent No.:** **US D454,734 S**

(45) **Date of Patent:** **\*\* Mar. 26, 2002**

(54) **TABLE**

(76) **Inventor:** **Irving Sabo**, 4 East Rd., Milton, VT  
(US) 05468

(\*\*) **Term:** **14 Years**

(21) **Appl. No.:** **29/144,056**

(22) **Filed:** **Jun. 25, 2001**

**Related U.S. Application Data**

(62) Division of application No. 29/130,383, filed on Sep. 29, 2000.

(51) **LOC (7) Cl.** ..... **06-03**

(52) **U.S. Cl.** ..... **D6/480**

(58) **Field of Search** ..... D6/480-489, 495-499;  
108/153.1, 155, 156, 157.1, 158.11, 161,  
65, 69, 70, 76, 77, 64, 127, 118, 19; 248/188,  
188.1, 188.8

(56) **References Cited**

**U.S. PATENT DOCUMENTS**

1,185,563 A \* 5/1916 Wells ..... 108/15

2,977,169 A \* 3/1961 Geller ..... 108/19  
D391,788 S \* 3/1998 Hutton ..... D6/484  
D445,609 S \* 7/2001 Jeup ..... D6/484

\* cited by examiner

*Primary Examiner*—Janice E. Seeger

(57) **CLAIM**

The ornamental design for a table, as shown and described.

**DESCRIPTION**

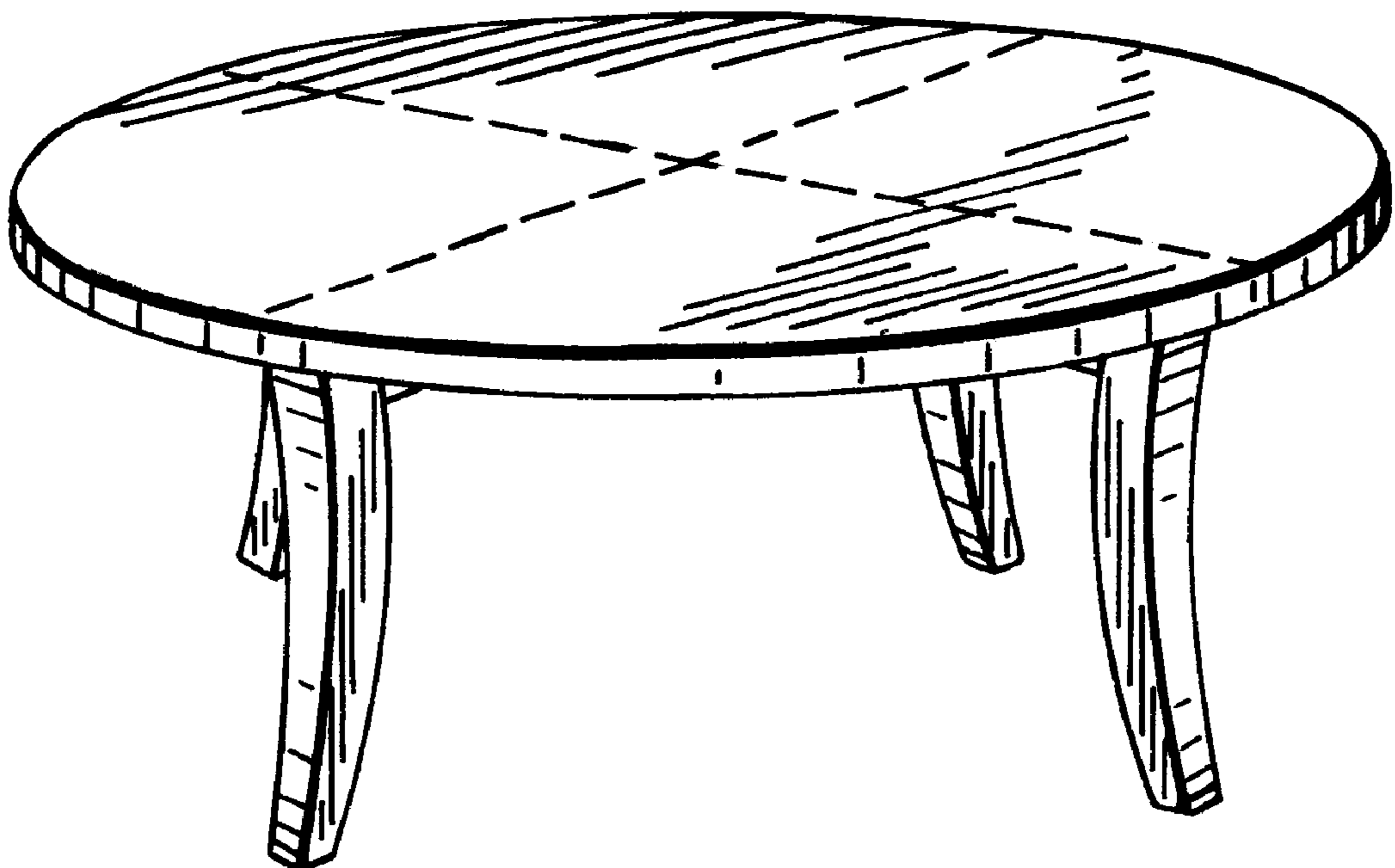
FIG. 1 is a perspective view showing the new design;

FIG. 2 is a side view thereof, the opposite side being a mirror image thereof; and,


FIG. 3 is a bottom view thereof.

The broken lines are for environmental purposes only and form no part of the claimed design.

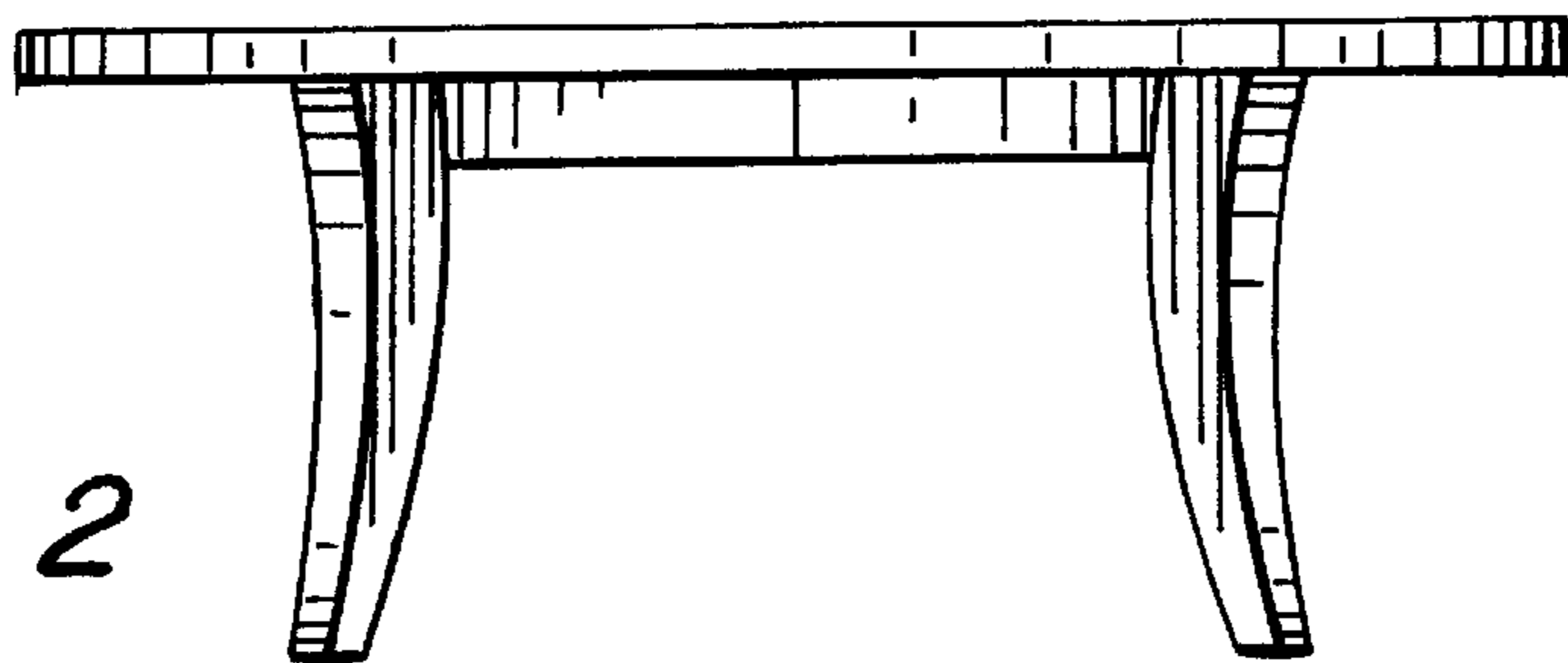
**1 Claim, 1 Drawing Sheet**



*FIG. 1*



*FIG. 2*



*FIG. 3*

