



US00D454733S

(12) **United States Design Patent**
Lantigua et al.

(10) **Patent No.:** **US D454,733 S**

(45) **Date of Patent:** **** Mar. 26, 2002**

(54) **TABLE**

(76) Inventors: **Rolando Lantigua; Carlos Taveres,**
both of One Nagle Ave., New York, NY
(US) 10040

(**) Term: **14 Years**

(21) Appl. No.: **29/137,194**

(22) Filed: **Feb. 14, 2001**

(51) **LOC (7) Cl.** **06-03**

(52) **U.S. Cl.** **D6/480**

(58) **Field of Search** D6/480-489, 495-499,
D6/451, 477; 108/150, 153.1, 156, 157.1,
161; 248/188, 188.1, 188.8

(56) **References Cited**

U.S. PATENT DOCUMENTS

D273,070 S * 3/1984 Welsch et al. D6/511
D273,921 S * 5/1984 Woolaway D6/480

OTHER PUBLICATIONS

Superior Reed and Rattan, Mar. 21, 1973, p. 17, table in center.*

Willow and Reed, Mar. 23, 1973, #964 table at top.*

Willow and Reed, Apr. 7, 1973, p. 17, table at top.*

* cited by examiner

Primary Examiner—Janice E. Seeger

(74) *Attorney, Agent, or Firm*—Alfred M. Walker

(57) **CLAIM**

The ornamental design for a table, as shown and described.

DESCRIPTION

FIG. 1 is a perspective view of table, showing our new design;

FIG. 2 is a top plan view thereof;

FIG. 3 is a front elevational view thereof; the rear being a mirror image thereof; and,

FIG. 4 is a right side elevational view thereof; the left side being a mirror image thereof.

1 Claim, 2 Drawing Sheets



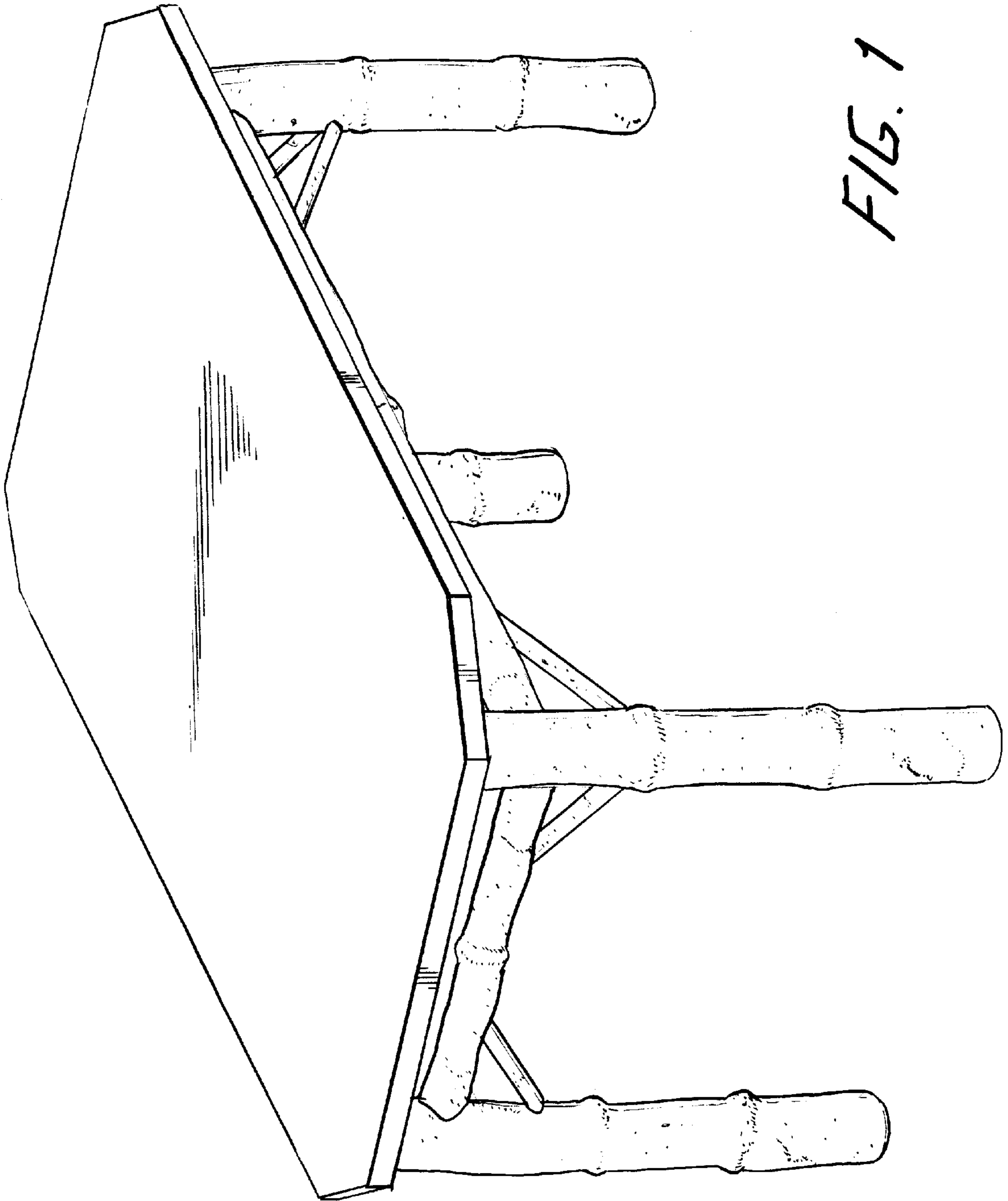


FIG. 1

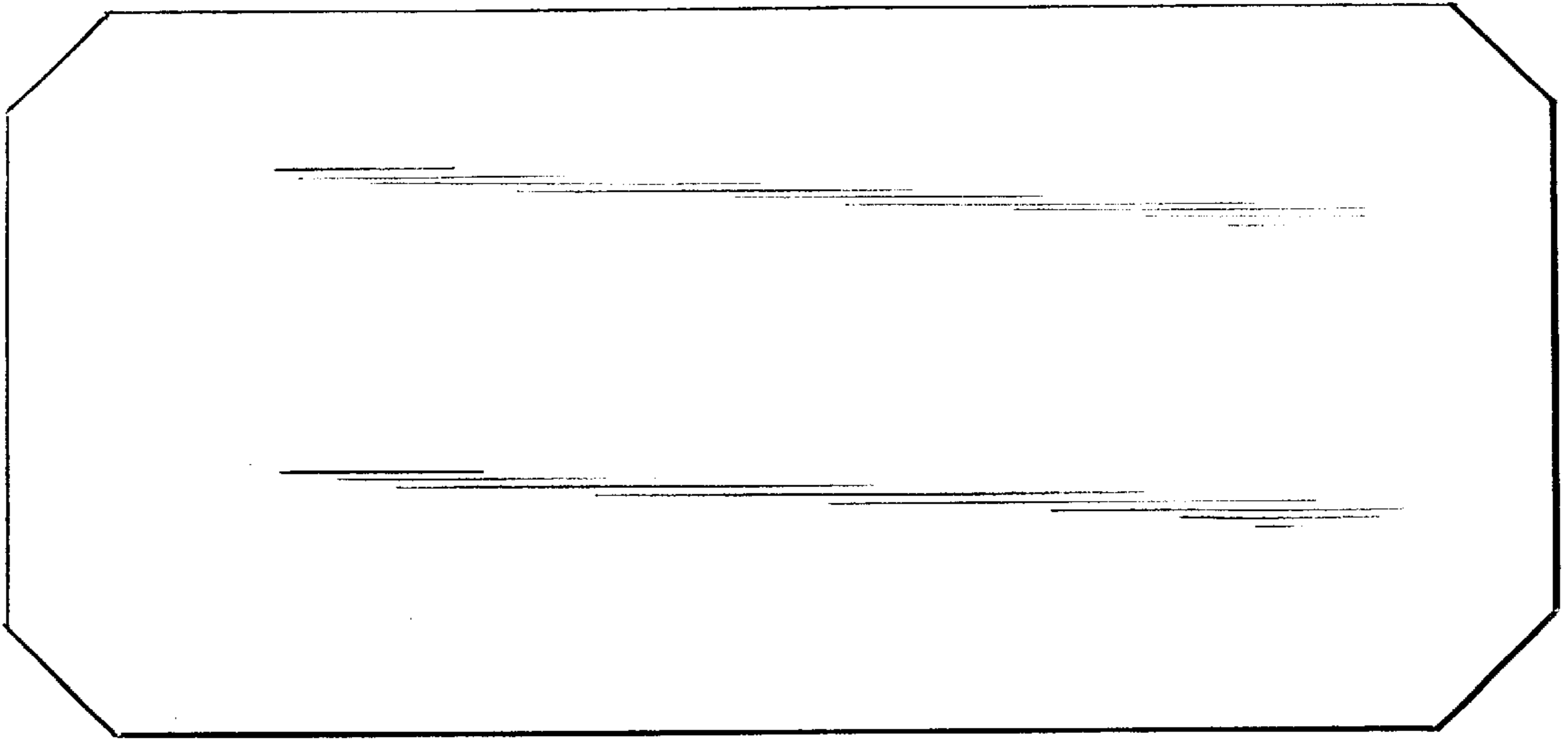


FIG. 2

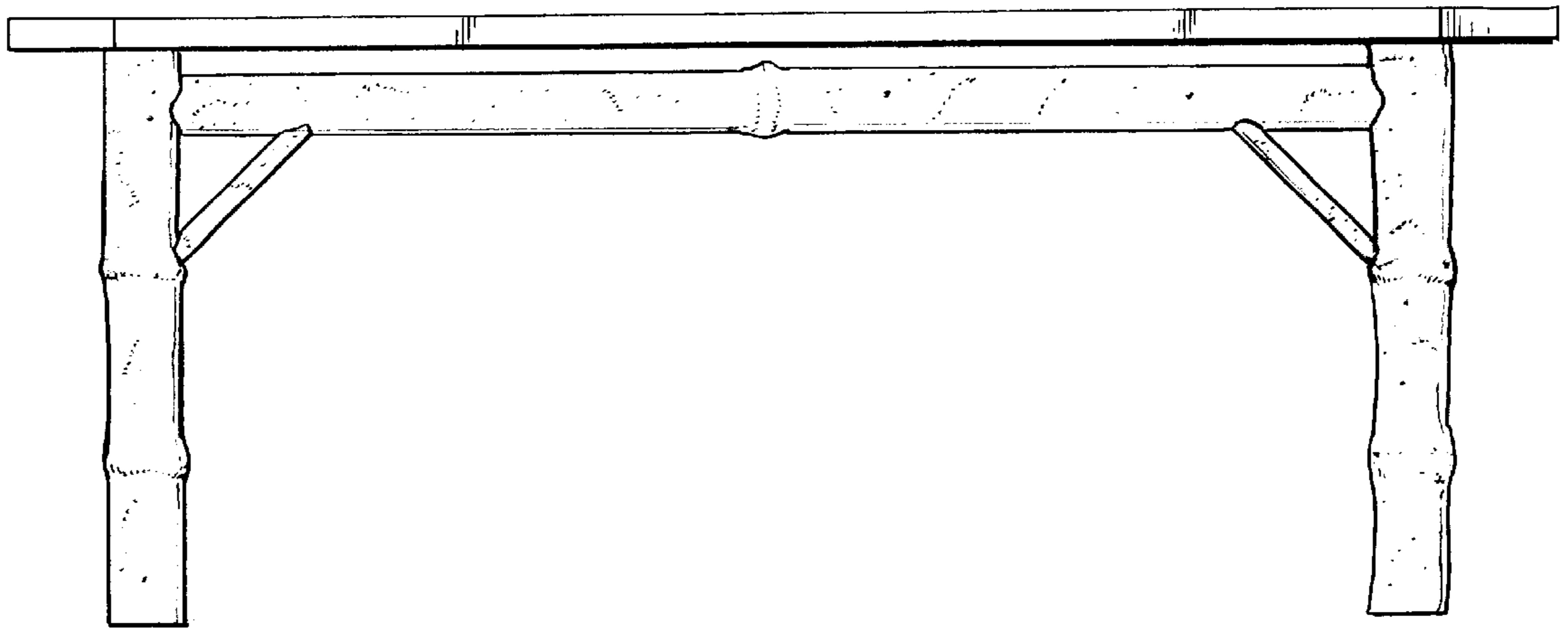


FIG. 3




FIG. 4