



US00D454732S

(12) **United States Design Patent**
Frenkler et al.

(10) **Patent No.:** **US D454,732 S**

(45) **Date of Patent:** **** Mar. 26, 2002**

(54) **OFFICE TABLE**

D445,606 S * 7/2001 Mourgue D6/480

(75) Inventors: **Fritz Frenkler; Anette Ponholzer**, both of Frankfurt am Main (DE)

* cited by examiner

(73) Assignee: **Nurus**, Akyurt/Ankara (TR)

Primary Examiner—Janice E. Seeger
(74) *Attorney, Agent, or Firm*—Wood, Herron & Evans, L.L.P.

(**) Term: **14 Years**

(57) **CLAIM**

(21) Appl. No.: **29/129,857**

The ornamental design for an office table, as shown and described.

(22) Filed: **Sep. 22, 2000**

DESCRIPTION

(51) **LOC (7) Cl.** **06-03**

(52) **U.S. Cl.** **D6/480**

(58) **Field of Search** D6/480-489, 429-431; 108/153.1, 155, 156, 157.1, 158.11, 161, 157.14; 248/188, 188.1, 188.8

FIG. 1 is a perspective view of an office table, showing our new design;

FIG. 2 is a front elevational view, the rear being identical thereto;

FIG. 3 is a right side elevational view, the left side being identical thereto;

FIG. 4 is a top plan view; and,

FIG. 5 is a bottom plan view thereof.

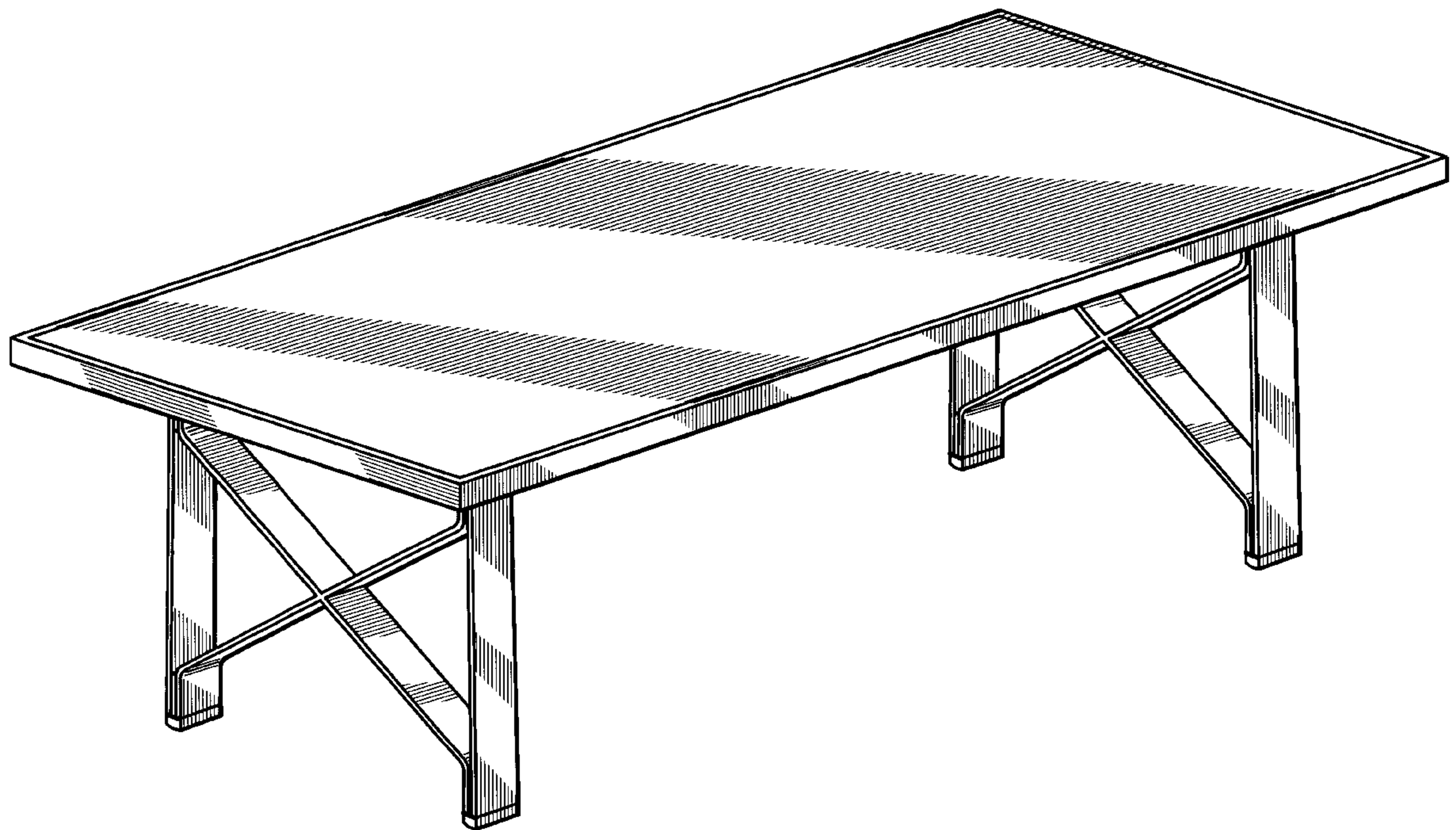
(56) **References Cited**

U.S. PATENT DOCUMENTS

1,190,984 A * 7/1916 Clark 108/157.1

3,049,386 A * 8/1962 Prudhomme 108/153.1

1 Claim, 4 Drawing Sheets



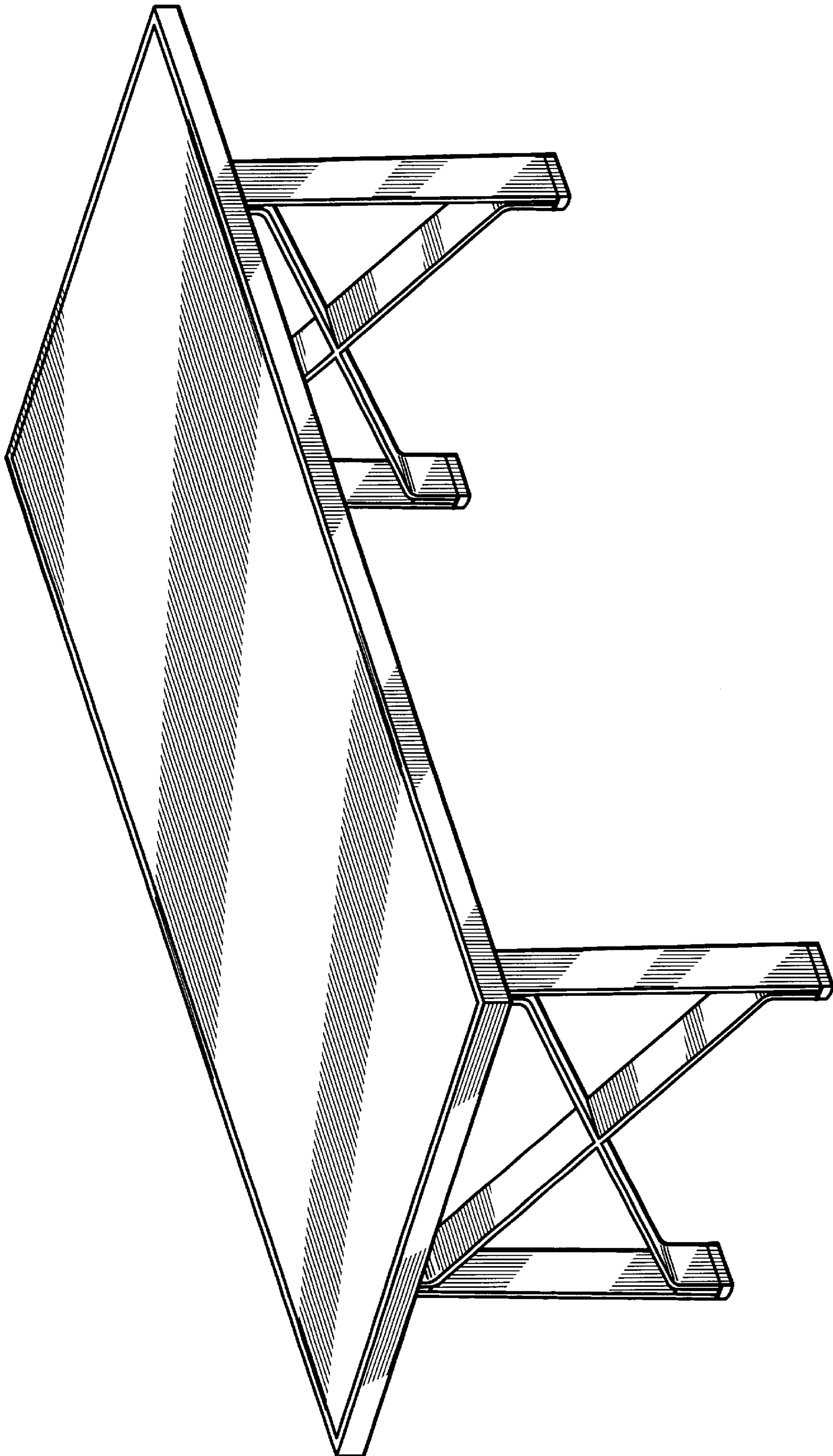


FIG. 1




FIG. 2




FIG. 4




FIG. 3




FIG. 5