



US00D454729S

(12) **United States Design Patent**
Vaaler

(10) **Patent No.:** **US D454,729 S**

(45) **Date of Patent:** **** Mar. 26, 2002**

(54) **CABINET**

(75) **Inventor:** **Lawrence I. Vaaler**, Lenoir, NC (US)

(73) **Assignee:** **Bernhardt, L.L.C.**, Lenoir, NC (US)

(**) **Term:** **14 Years**

(21) **Appl. No.:** **29/139,722**

(22) **Filed:** **Apr. 4, 2001**

(51) **LOC (7) Cl.** **06-04**

(52) **U.S. Cl.** **D6/470; D6/438**

(58) **Field of Search** **D6/432-448, 470;**
312/114, 138.1, 204, 224

(56) **References Cited**

U.S. PATENT DOCUMENTS

D320,899 S	*	10/1991	Keller	D6/438
D371,688 S	*	7/1996	Keller	D6/438
D389,654 S	*	1/1998	Walters, III et al.	D6/438
D441,219 S	*	5/2001	Cain	D6/438

OTHER PUBLICATIONS

Thomasville, Fisher Park China Hutch, p. 21, undated.*

* cited by examiner

Primary Examiner—Cathron C. Brooks

(74) *Attorney, Agent, or Firm*—MacCord Mason PLLC

(57) **CLAIM**

The ornamental design for a cabinet, as shown and described.

DESCRIPTION


FIG. 1 is a left front perspective view of a cabinet showing my new design;

FIG. 2 is a side elevational view, the opposite side being a mirror image thereof; and,

FIG. 3 is a front elevational view thereof.

The broken lines shown are for illustrative purposes only and form no part of the claimed design.

1 Claim, 3 Drawing Sheets






FIG. 1

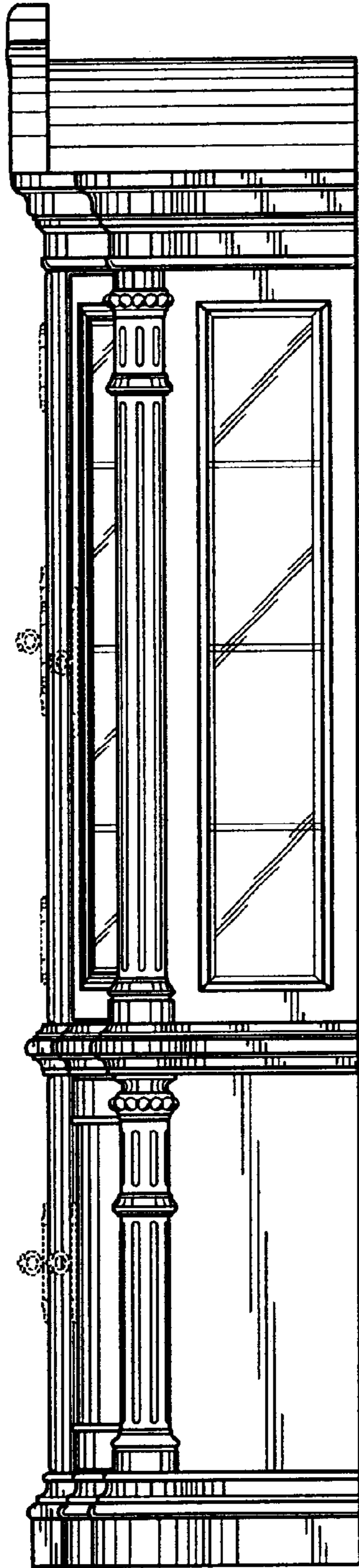


FIG. 2




FIG. 3