



US00D454726S

(12) **United States Design Patent**
McDaniel et al.

(10) **Patent No.:** **US D454,726 S**
(45) **Date of Patent:** **** Mar. 26, 2002**

(54) **HUTCH**

(75) **Inventors:** **Thomas M. McDaniel; D. Scott Coley,**
both of Morganton, NC (US)

(73) **Assignee:** **Bernhardt, L.L.C.,** Lenoir, NC (US)

(**) **Term:** **14 Years**

(21) **Appl. No.:** **29/139,768**

(22) **Filed:** **Apr. 5, 2001**

(51) **LOC (7) Cl.** **06-04**

(52) **U.S. Cl.** **D6/465**

(58) **Field of Search** D6/343, 397, 409-415,
D6/458, 462-468, 477, 479, 475, 455, 456,
546; 108/50.11, 59, 91, 92, 93; 211/13.1,
37, 38, 85.3, 85.4, 30, 34, 42, 49.1, 90.03,
106, 119, 134, 186-189, 181.1, 200, 204-208;
248/441.1, 465.1, 175, 451, 124.1, 448

(56) **References Cited**

U.S. PATENT DOCUMENTS

D358,509 S * 5/1995 Klein D6/465

5,592,887 A * 1/1997 Teng 108/134
D397,888 S * 9/1998 Tseng D6/464
D407,242 S * 3/1999 Tseng D6/464

OTHER PUBLICATIONS

Spiegel Fall/Wint. Catalog, 1997, Bakers Rack, p. 341.*

* cited by examiner

Primary Examiner—Cathron C. Brooks

(74) *Attorney, Agent, or Firm*—MacCord Mason PLLC

(57) **CLAIM**

The ornamental design for a hutch, as shown and described.

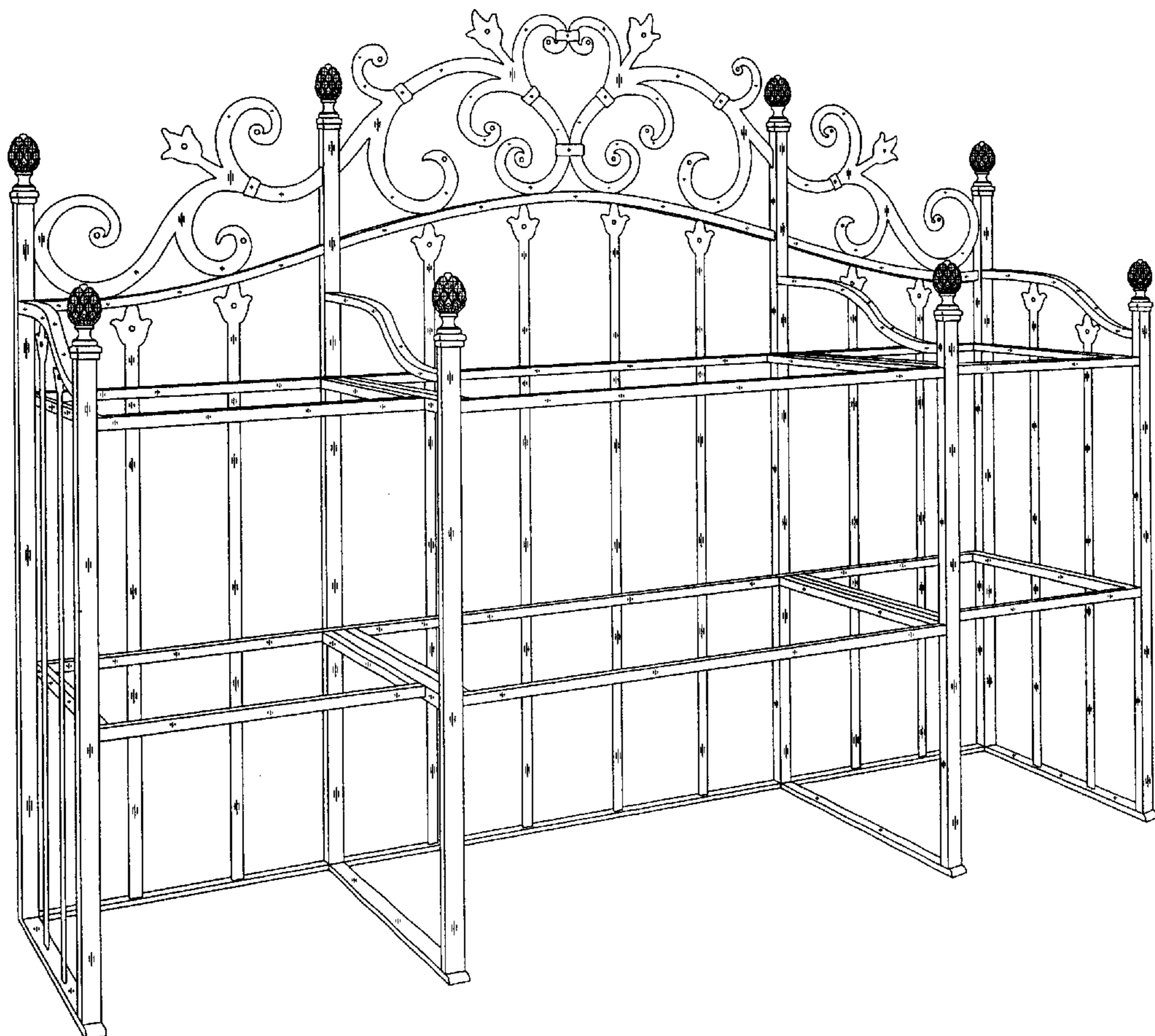
DESCRIPTION

FIG. 1 is a left front perspective view of a hutch showing my new design;

FIG. 2 is a side elevational view, the opposite side being a mirror image thereof; and,

FIG. 3 is a front elevational view thereof.

1 Claim, 3 Drawing Sheets



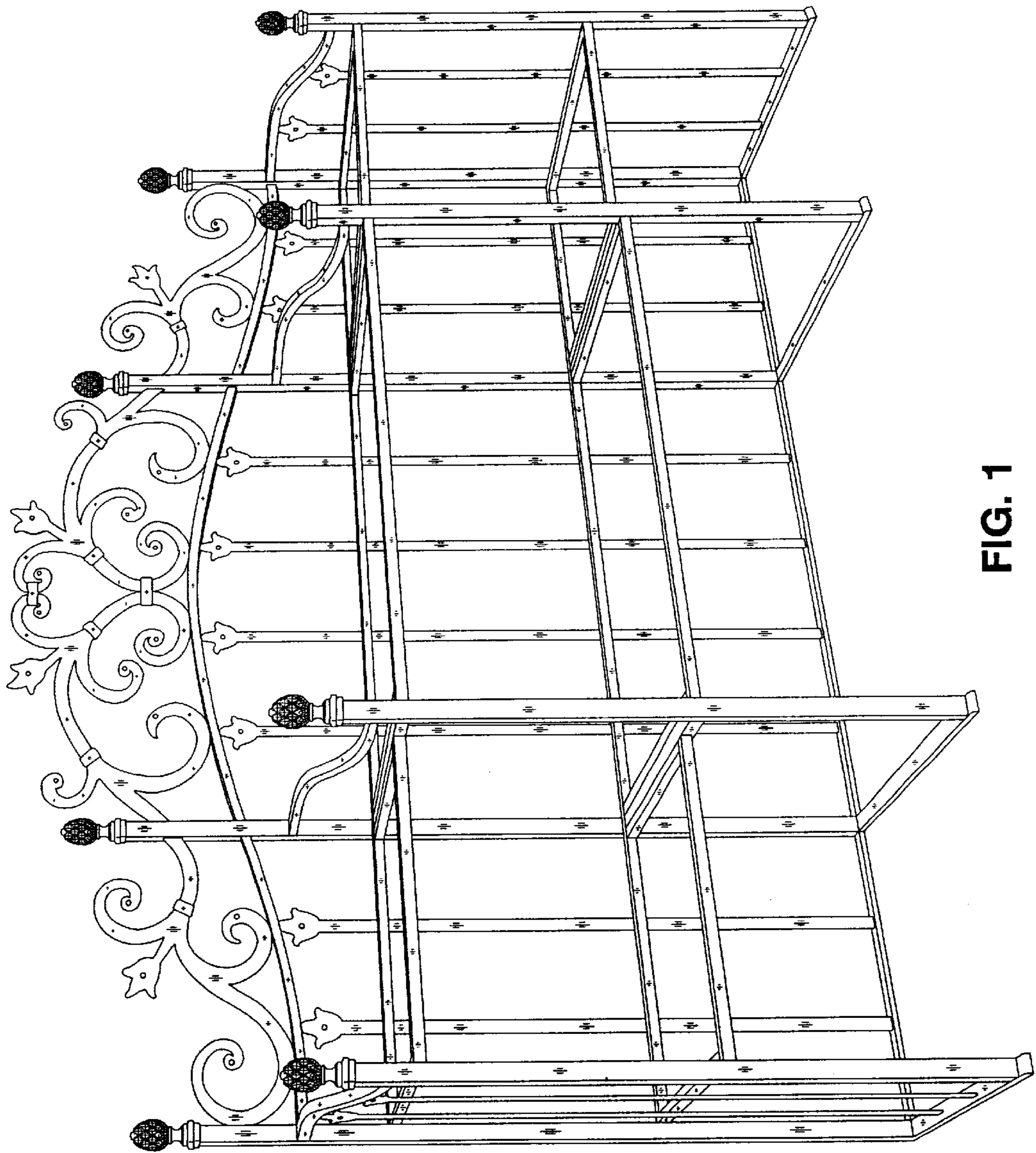


FIG. 1




FIG. 2

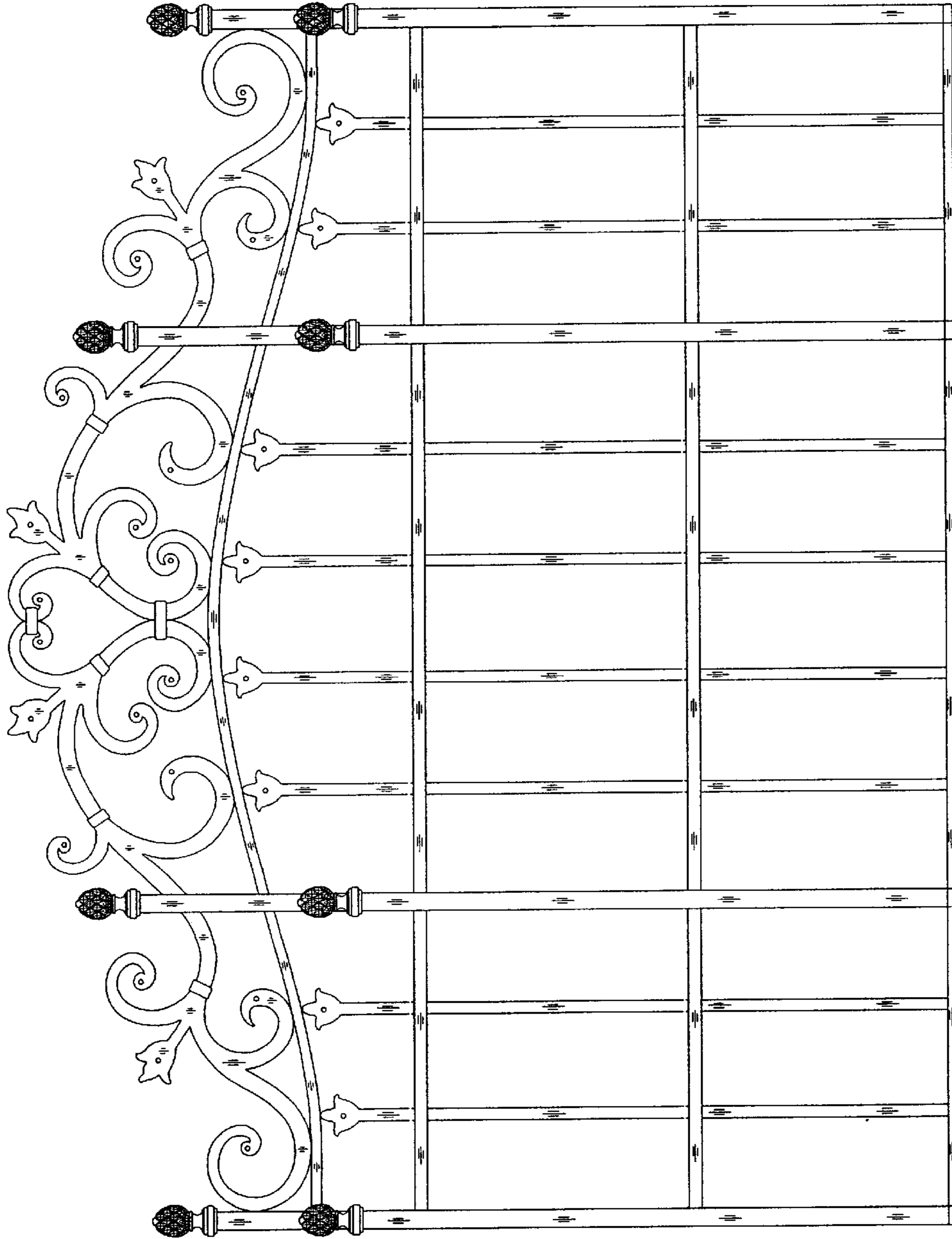


FIG. 3