



US00D454723S

(12) **United States Design Patent**
O'Hare

(10) **Patent No.:** **US D454,723 S**

(45) **Date of Patent:** **** Mar. 26, 2002**

(54) **TABLE**

(75) Inventor: **Timothy Michael O'Hare**, Oak Ridge, NC (US)

(73) Assignee: **Schnadig Corporation**, Des Plaines, IL (US)

(**) Term: **14 Years**

(21) Appl. No.: **29/135,621**

(22) Filed: **Jan. 16, 2001**

(51) **LOC (7) Cl.** **06-03**

(52) **U.S. Cl.** **D6/436; D6/480**

(58) **Field of Search** D6/480-489, 495, D6/436, 477; 108/153, 156, 157.1, 161; 248/188, 188.1

(56) **References Cited**

U.S. PATENT DOCUMENTS

- D143,598 S * 1/1946 Karp D6/477
- D267,917 S * 2/1983 Faldmo et al. D6/436
- D317,837 S * 7/1991 Grey D6/436

OTHER PUBLICATIONS

J. C. Penney, Fall 1991, p. 1046, #F table in center.*

* cited by examiner

Primary Examiner—Janice E. Seeger

(57) **CLAIM**

The ornamental design for a table, as shown and described.

DESCRIPTION

FIG. 1 is a front perspective view of the table with the table top being shown in an unextended position;

FIG. 2 is a left side perspective view of the table with the table top being shown in an unextended position, the right side perspective view with the table top in an unextended position being a mirror image thereof;

FIG. 3 is a top view of the table with the table top being shown in an unextended position;

FIG. 4 is a front perspective view of the table with the table top being shown in an extended position;

FIG. 5 is a left side perspective view of the table with the table top being shown in an extended position, the right side perspective view with the table top in an extended position being a mirror image thereof; and,

FIG. 6 is a top view of the table with the table top being shown in an extended position.

1 Claim, 5 Drawing Sheets




FIG. 1




FIG. 2

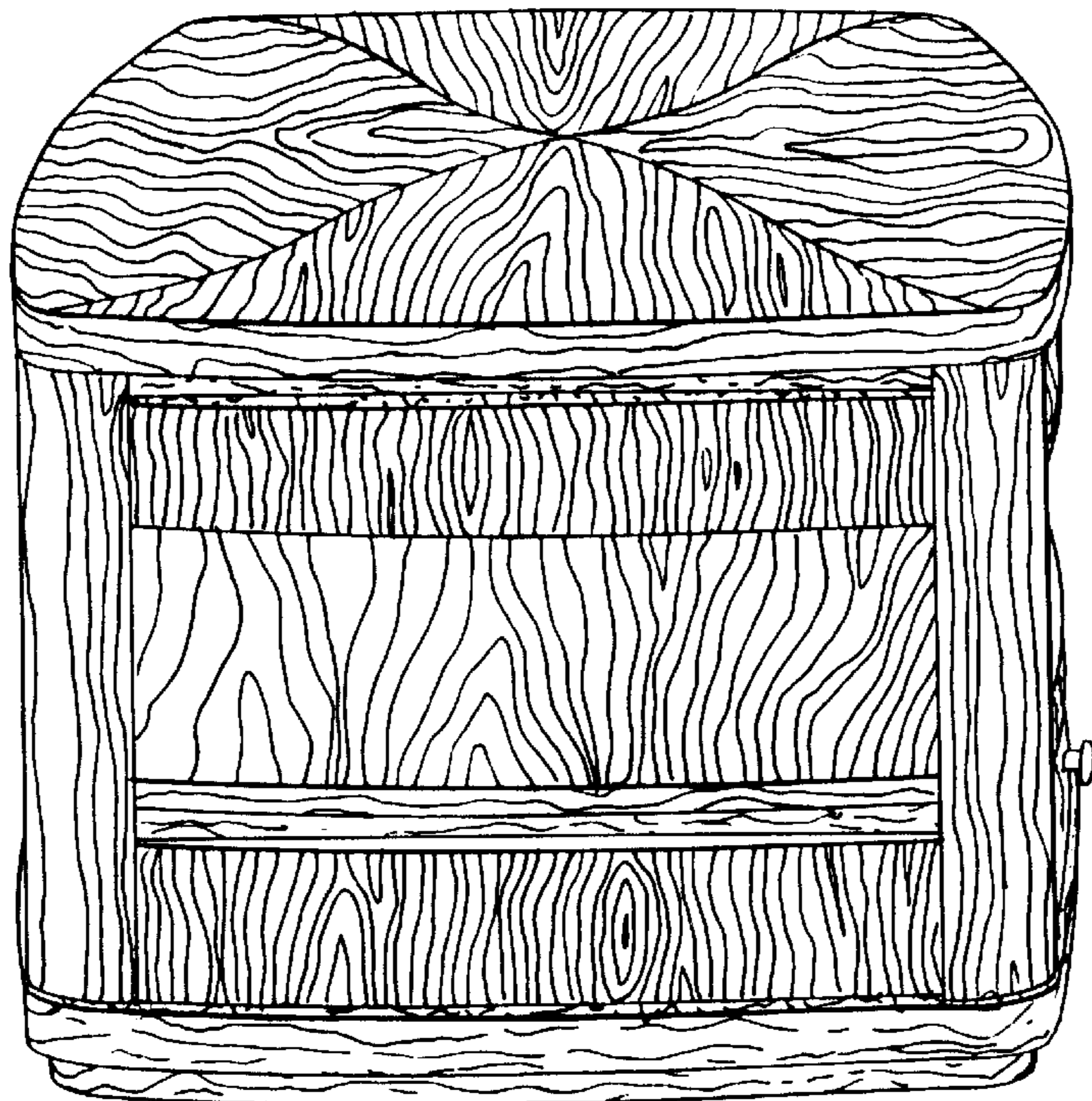


FIG. 3

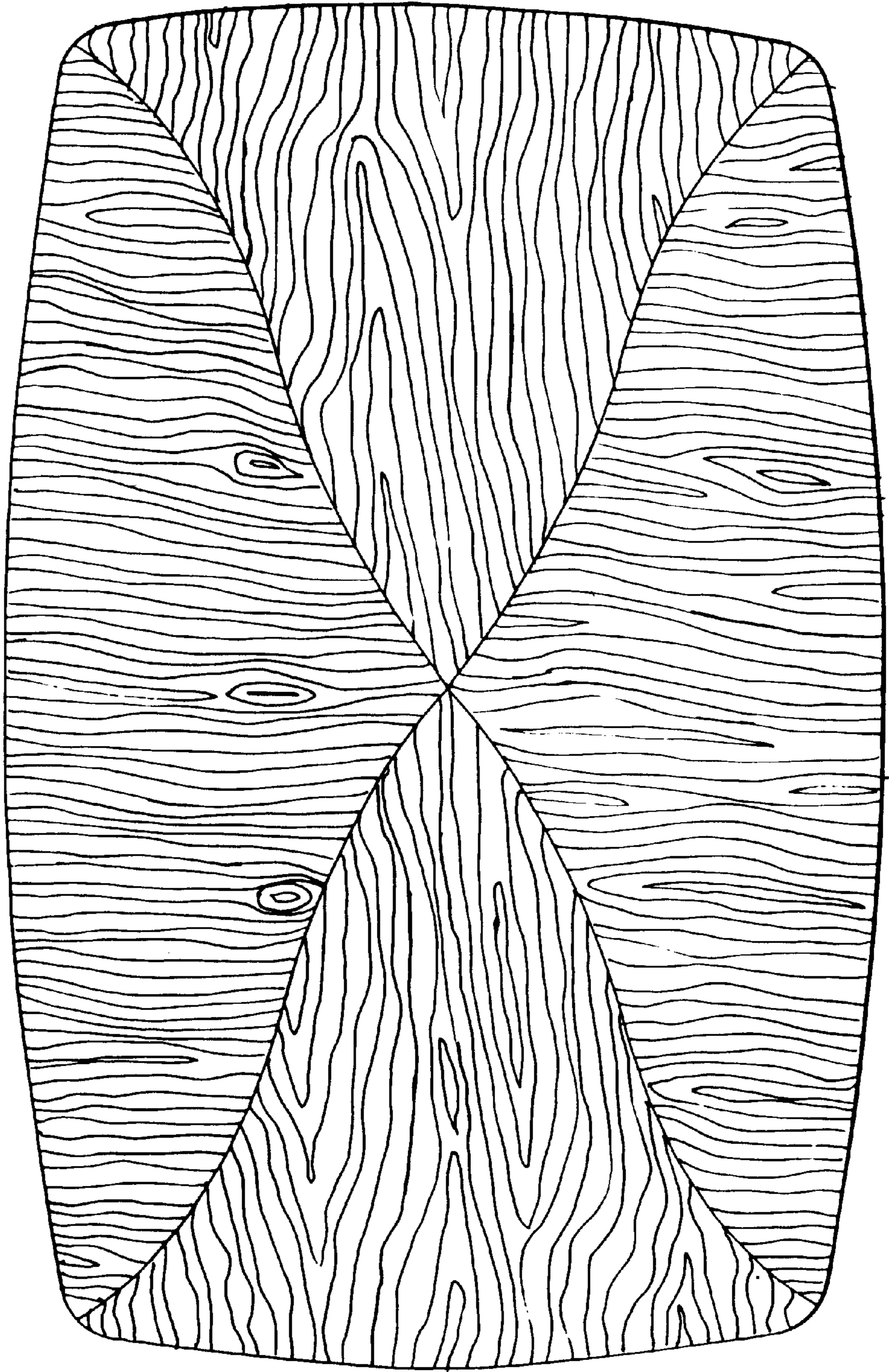


FIG. 4

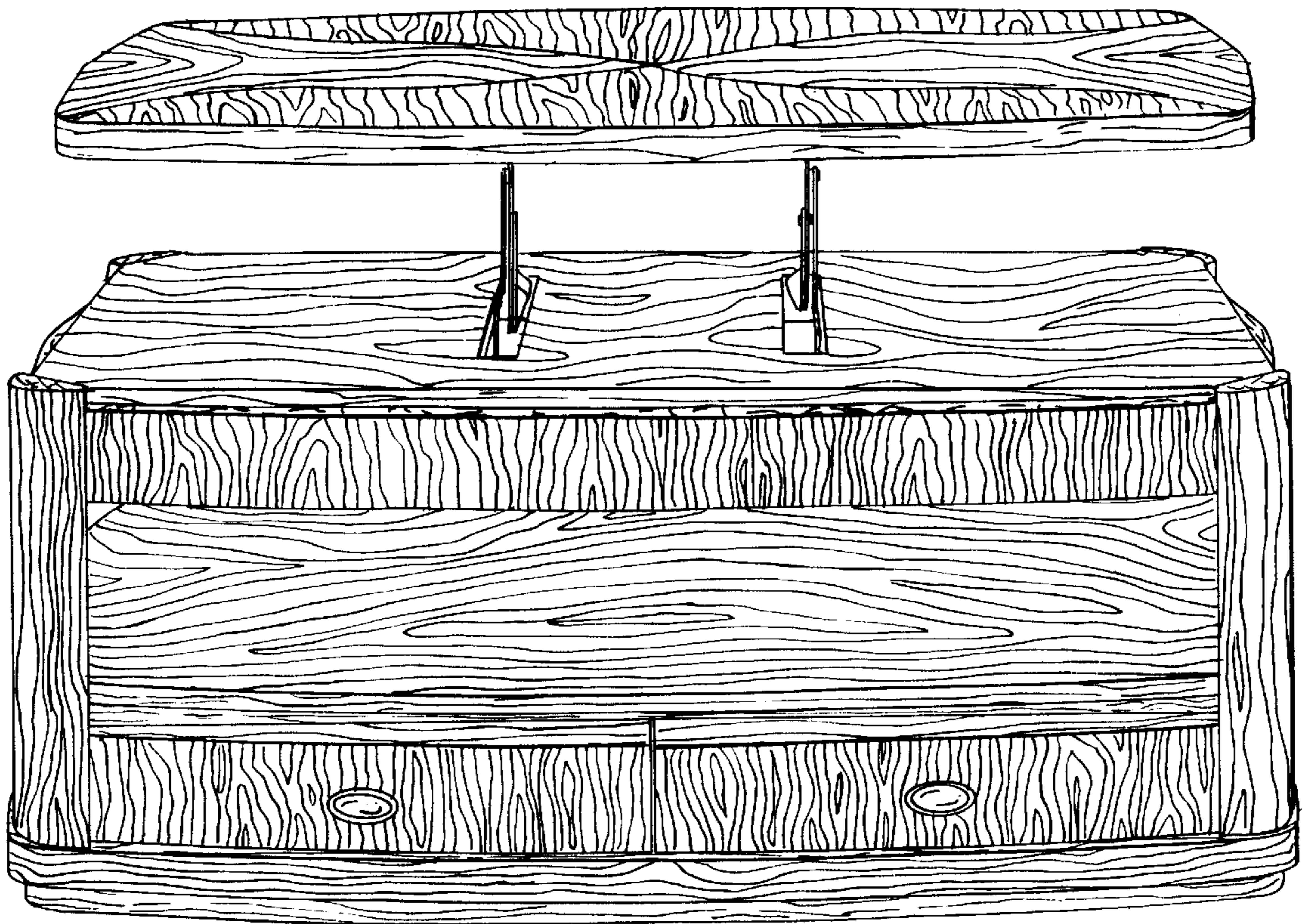



FIG. 5



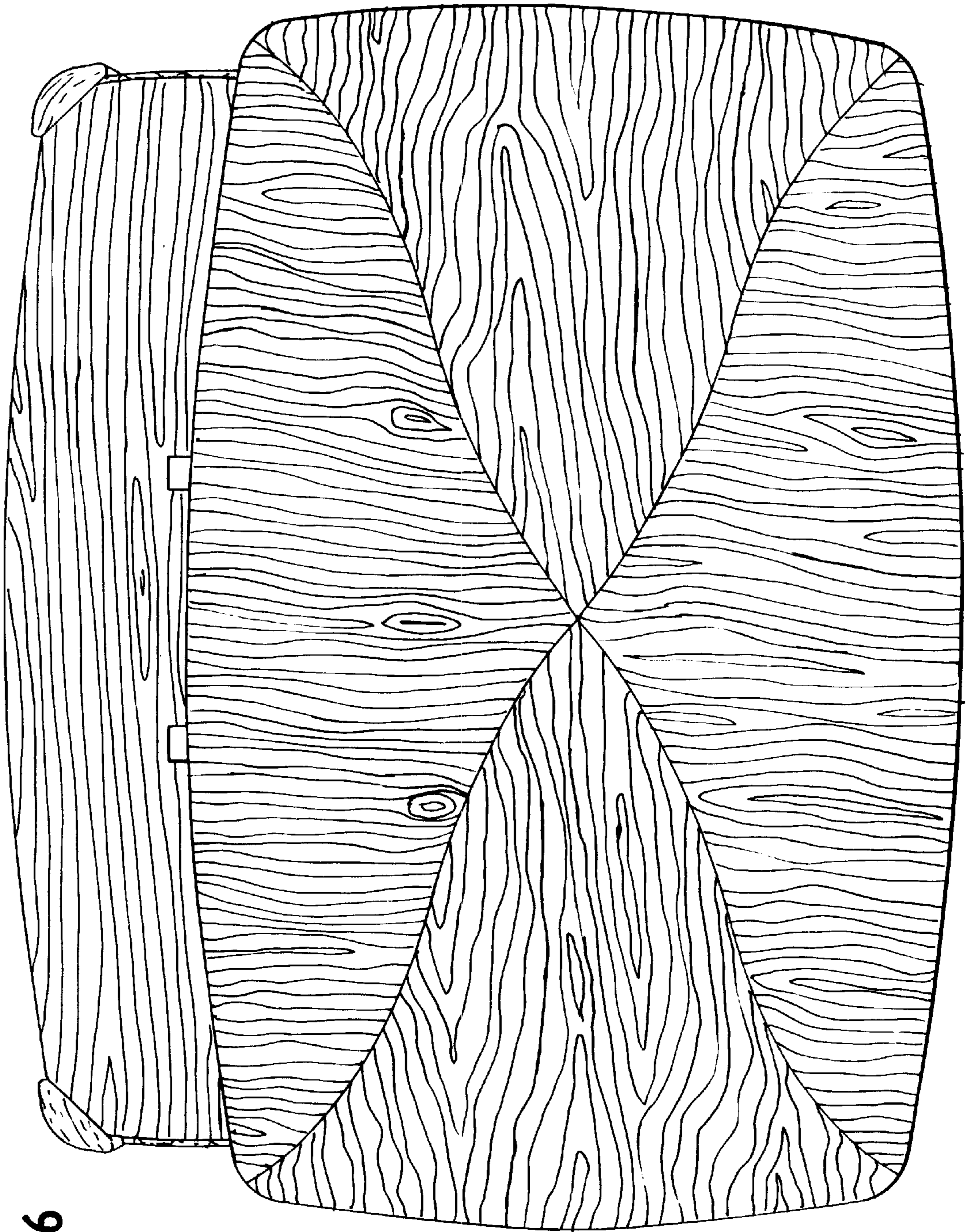


FIG. 6