



US00D454719S

(12) **United States Design Patent**
Vaaler

(10) **Patent No.:** **US D454,719 S**

(45) **Date of Patent:** **** Mar. 26, 2002**

(54) **BED**

(75) **Inventor:** **Lawrence I. Vaaler**, Lenoir, NC (US)

(73) **Assignee:** **Bernhardt, L.L.C.**, Lenoir, NC (US)

(**) **Term:** **14 Years**

(21) **Appl. No.:** **29/139,710**

(22) **Filed:** **Apr. 4, 2001**

(51) **LOC (7) Cl.** **06-01**

(52) **U.S. Cl.** **D6/389; D6/393**

(58) **Field of Search** **D6/382-395, 505-508;**
5/53.1, 279.1, 280, 281, 907, 121, 414

(56) **References Cited**

U.S. PATENT DOCUMENTS

D372,809 S	*	8/1996	Keller	D6/389
D421,855 S	*	3/2000	McDaniel et al.	D6/393
D422,167 S	*	4/2000	Vaaler	D6/495
D435,357 S	*	12/2000	Craig	D6/389
D443,445 S	*	6/2001	OaHare et al.	D6/505

OTHER PUBLICATIONS

Drexel Cabernet II, p. 11, bed.*

* cited by examiner

Primary Examiner—Janice E. Seeger

(74) *Attorney, Agent, or Firm*—MacCord Mason PLLC

(57) **CLAIM**

The ornamental design for a bed, as shown and described.

DESCRIPTION

FIG. 1 is a left front perspective view of a bed showing my new design;

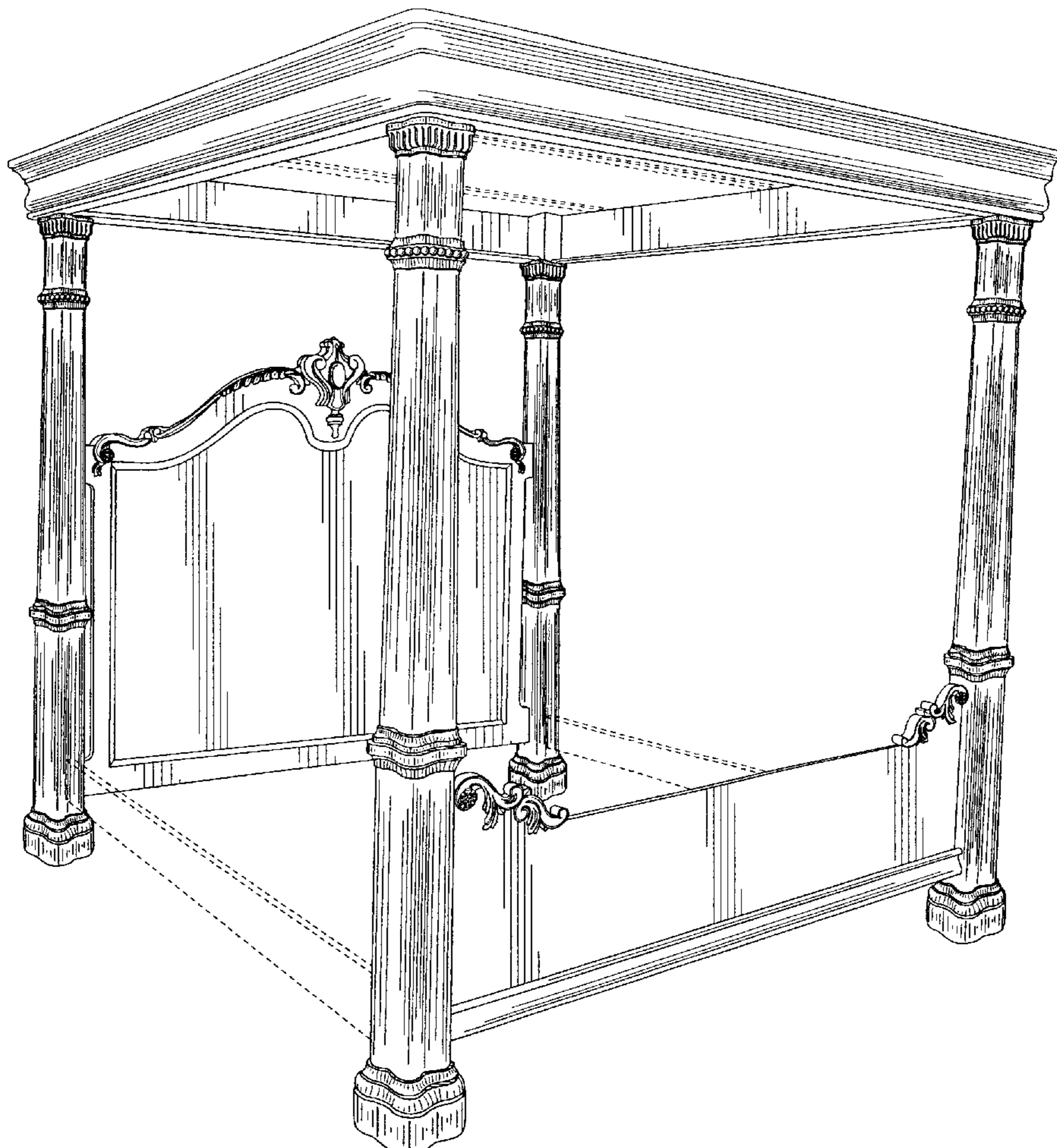
FIG. 2 is a side elevational view, the opposite side being a mirror image thereof;

FIG. 3 is a front elevational view thereof; and,

FIG. 4 is a perspective view of the inside of the footboard.

The broken lines showing the bed rails are for illustrative purposes only and form no part of the claimed design.

1 Claim, 4 Drawing Sheets



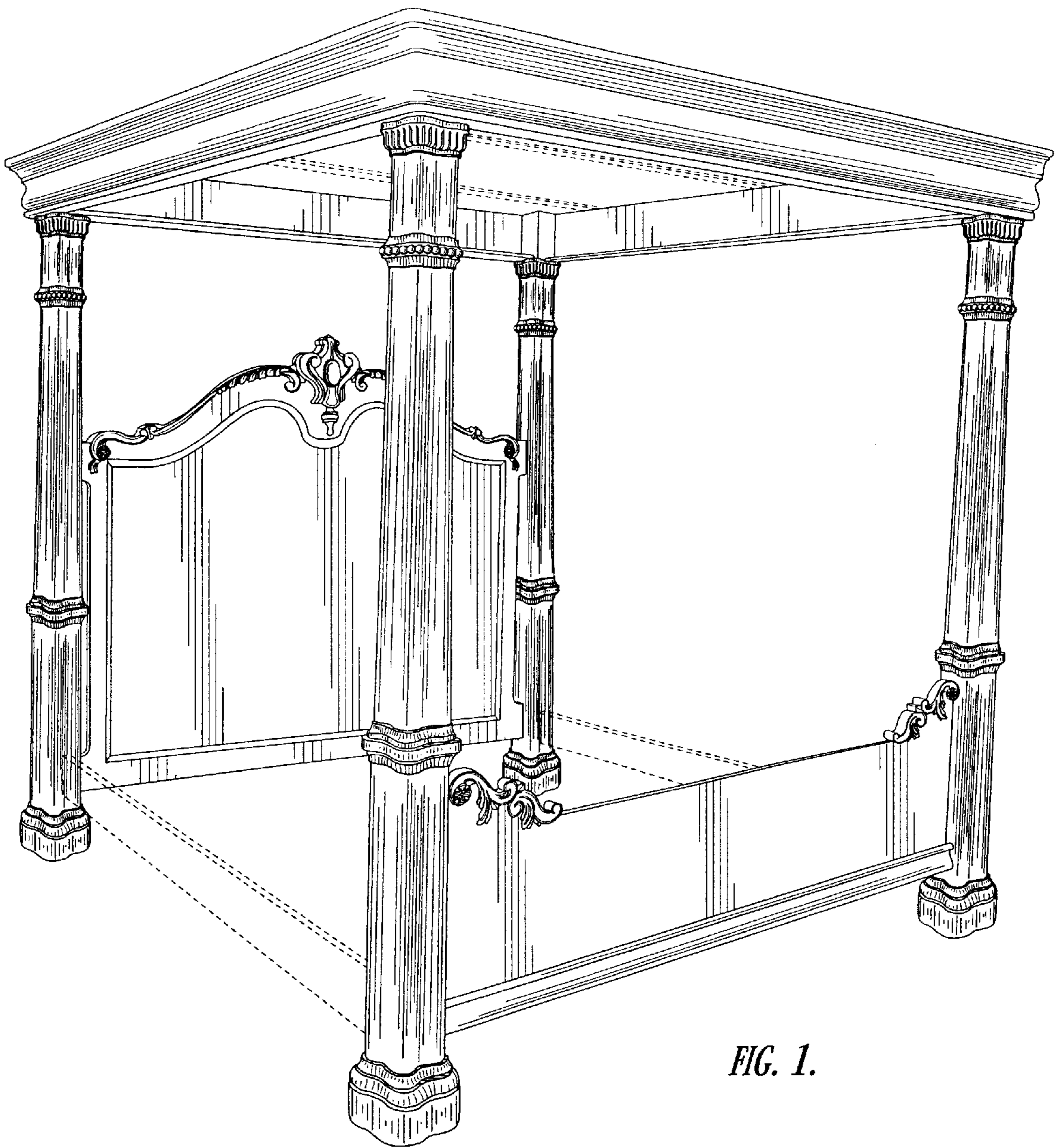


FIG. 1.




FIG. 2.

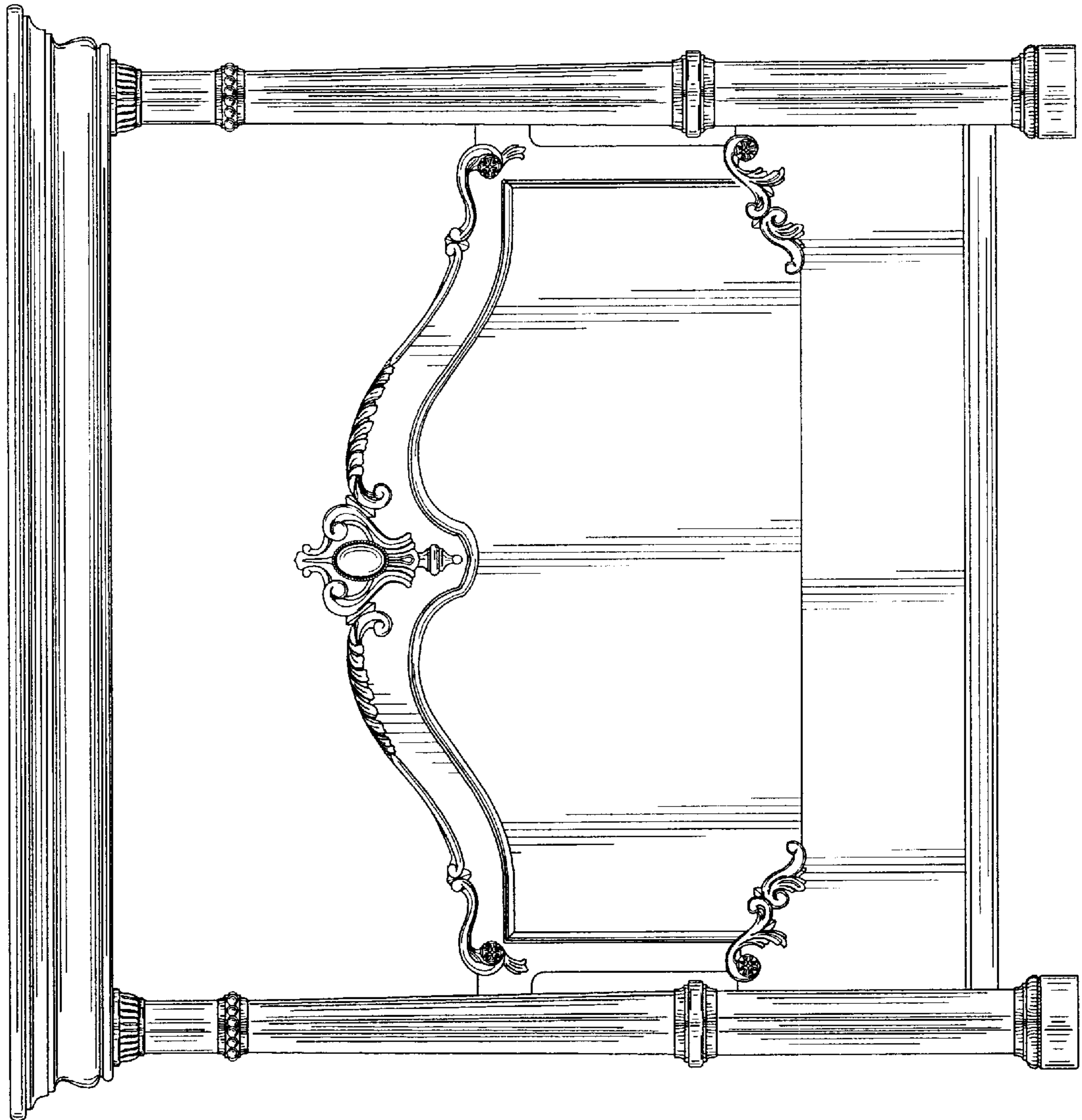


FIG. 3.

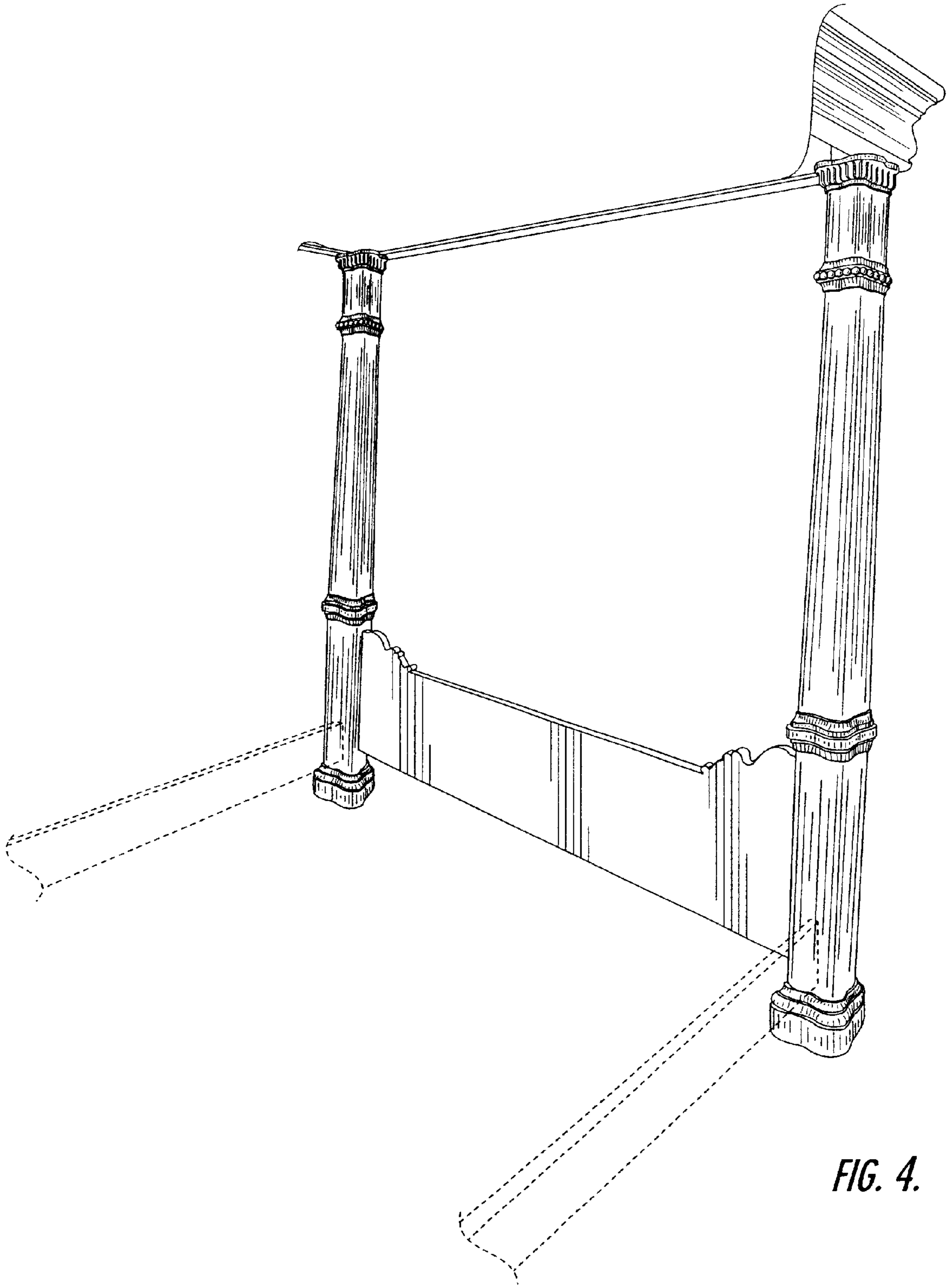


FIG. 4.