



US00D454713S

(12) **United States Design Patent**
Tseng

(10) **Patent No.:** **US D454,713 S**

(45) **Date of Patent:** **** Mar. 26, 2002**

(54) **CHAIR**

(75) Inventor: **Chuen-Jong Tseng, Chiayi Hsien (TW)**

(73) Assignee: **Shin Yeh Enterprise Co., Ltd., Chiayi Hsien (TW)**

(**) Term: **14 Years**

(21) Appl. No.: **29/140,534**

(22) Filed: **Apr. 19, 2001**

(51) **LOC (7) Cl.** **06-01**

(52) **U.S. Cl.** **D6/376; D6/358**

(58) **Field of Search** D6/334, 358, 369,
D6/370, 374, 376, 379, 380, 500, 501,
502; 297/446.1, 452.64

(56) **References Cited**

U.S. PATENT DOCUMENTS

D343,302 S * 1/1994 Caldwell D6/358
D371,686 S * 7/1996 Caldwell D6/376

D417,345 S * 12/1999 Bell et al. D6/376

D422,425 S * 4/2000 Tseng D6/376

D426,975 S * 6/2000 Gaylord et al. D6/376

* cited by examiner

Primary Examiner—Gary D. Watson

(74) *Attorney, Agent, or Firm*—Ladas & Parry

(57) **CLAIM**

The ornamental design for chair, as shown and described.

DESCRIPTION

FIG. 1 is a perspective view of chair showing my new design;

FIG. 2 is a front elevational view thereof;

FIG. 3 is a rear elevational view thereof;


FIG. 4 is a left side elevational view thereof;

FIG. 5 is a right side elevational view thereof;

FIG. 6 is a top plan view thereof; and,

FIG. 7 is a bottom plan view thereof.

1 Claim, 4 Drawing Sheets






FIG. 1




FIG. 3




FIG. 2

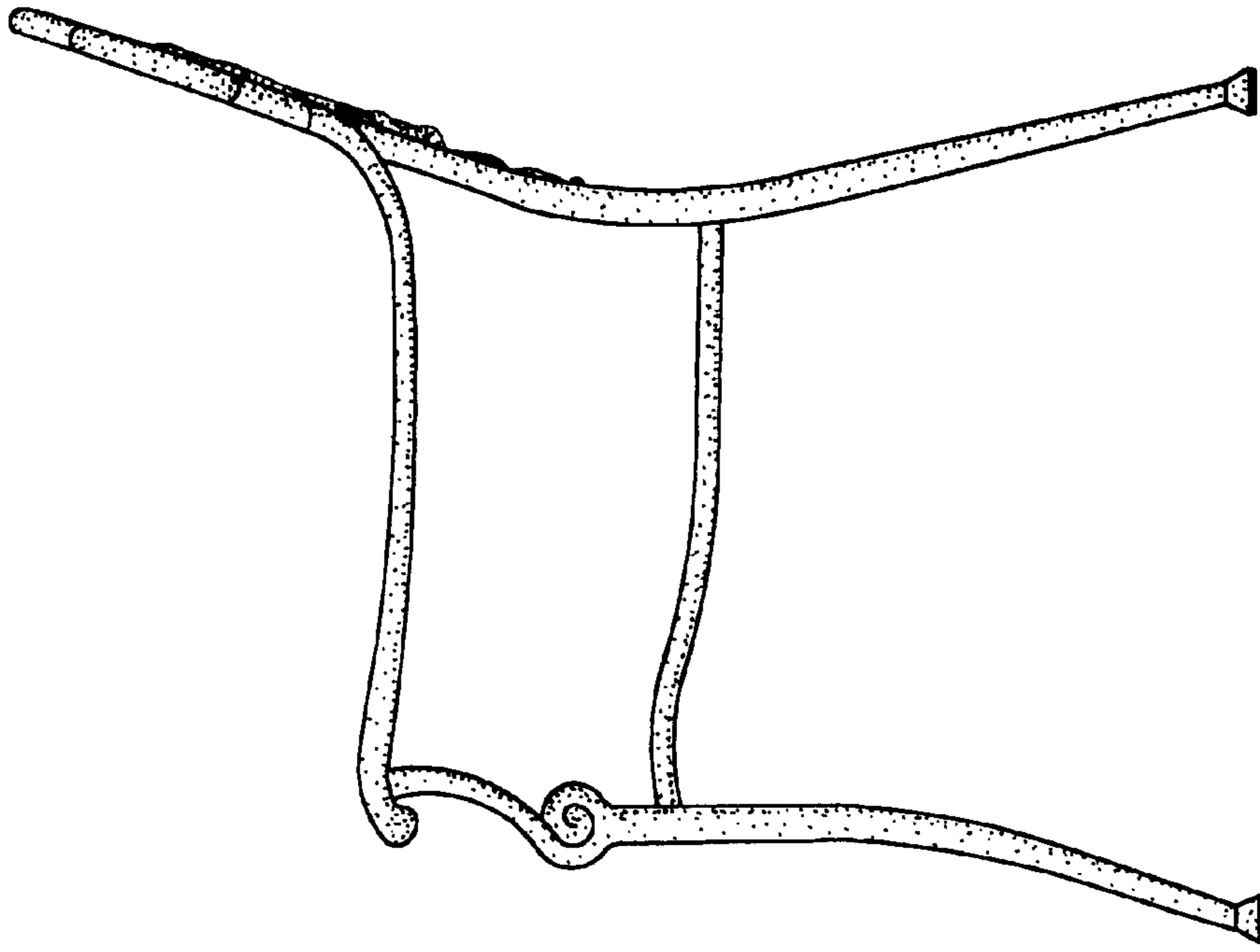


FIG. 5

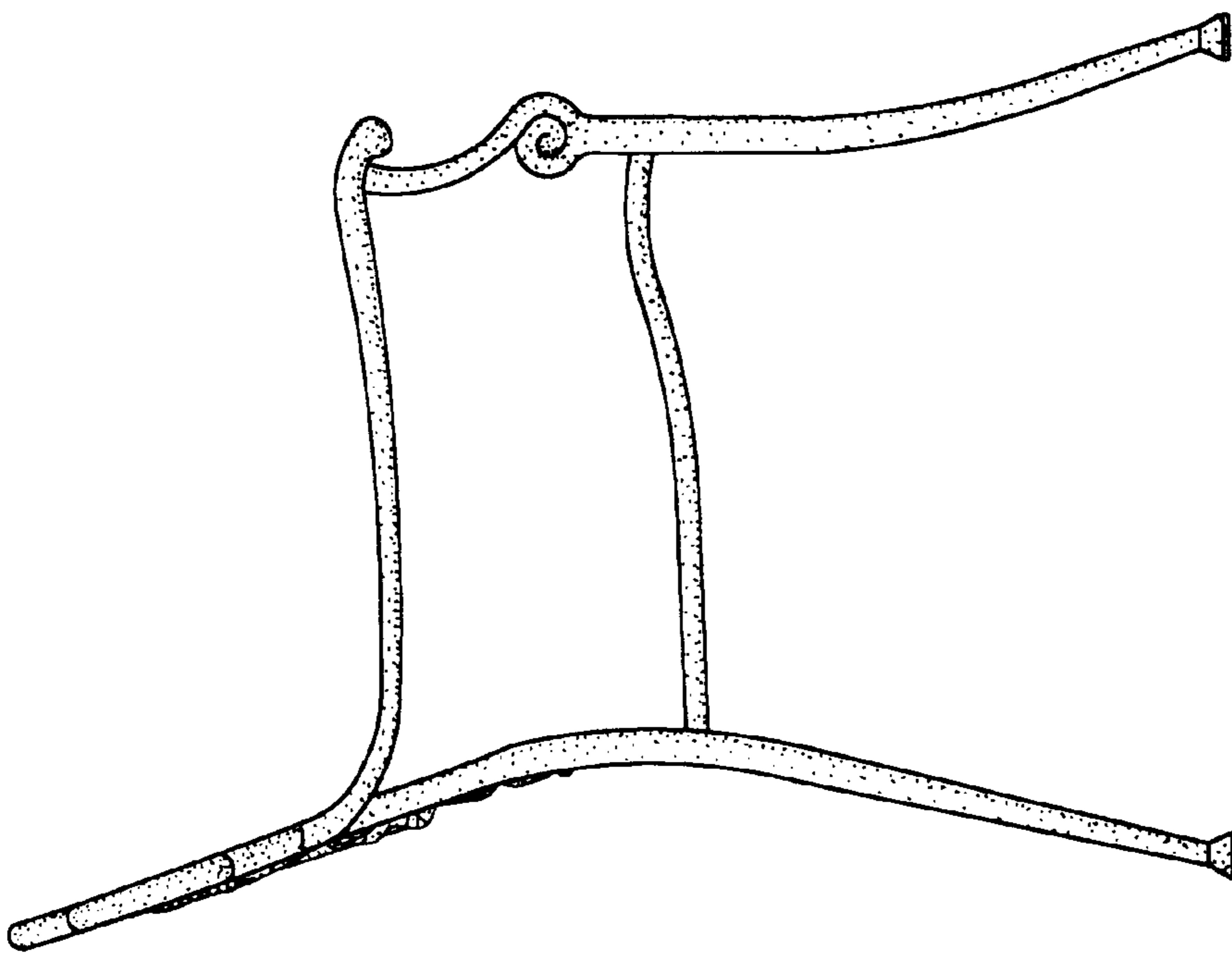


FIG. 4

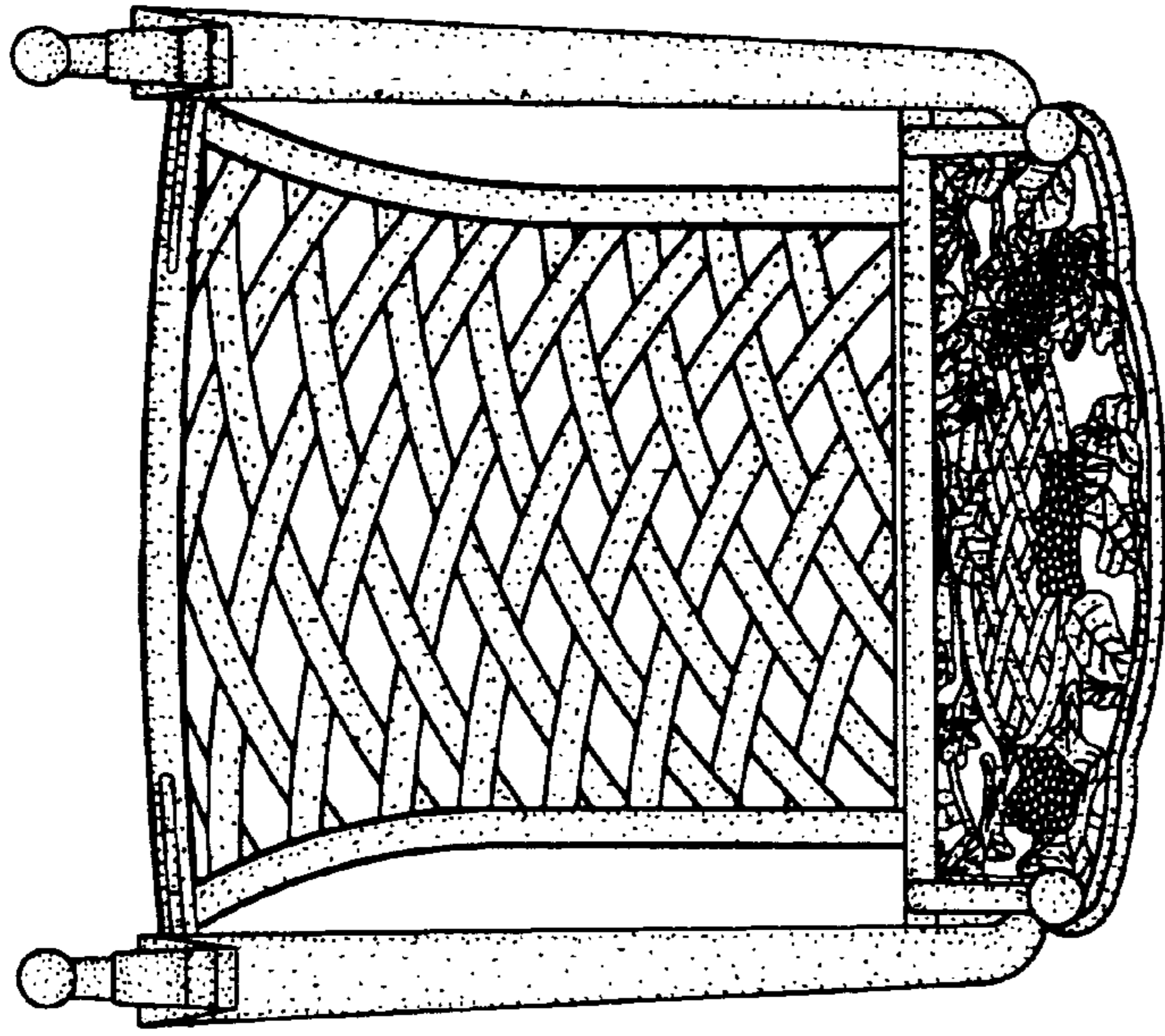


FIG. 7

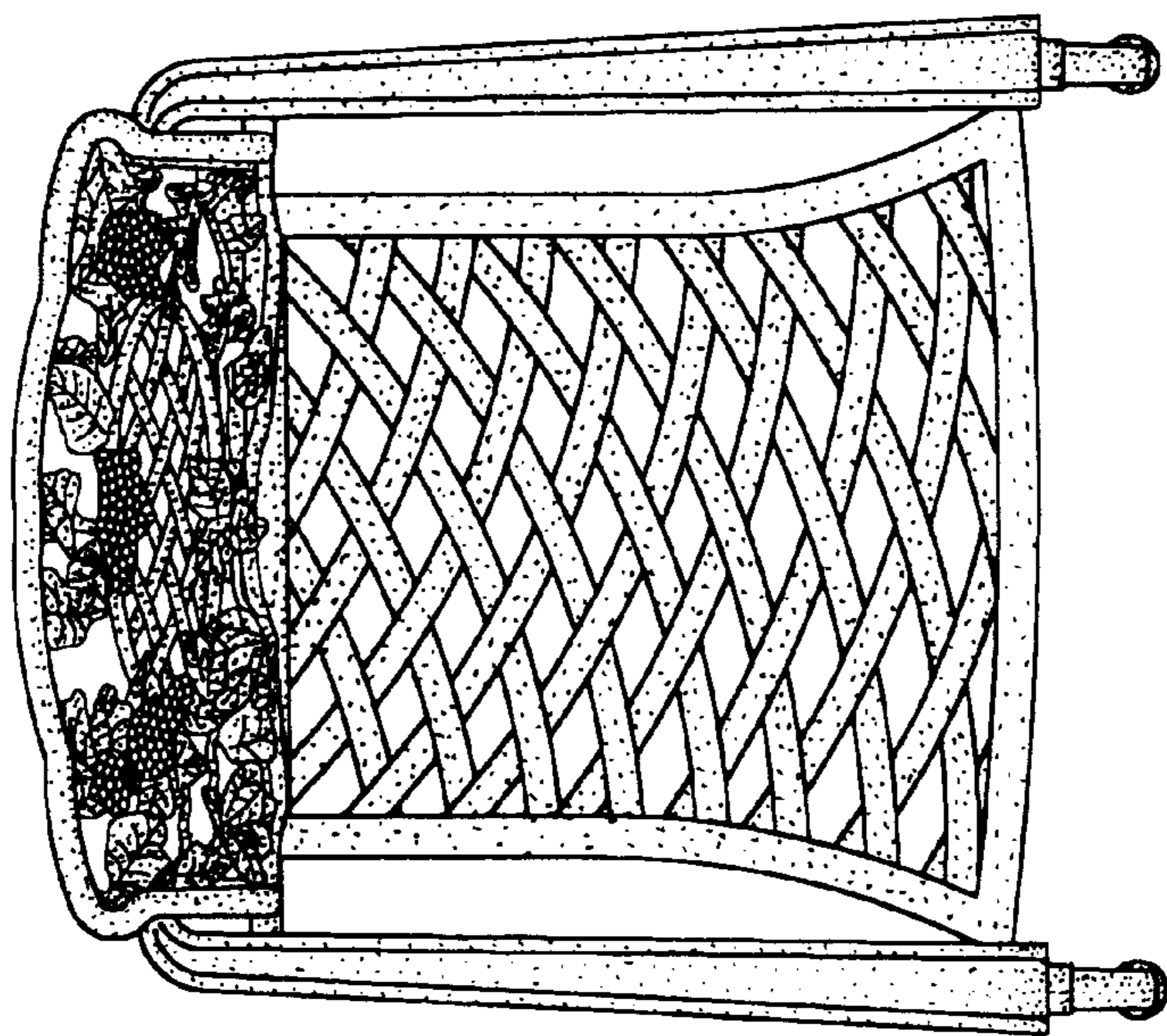


FIG. 6