



US00D454709S

(12) **United States Design Patent**
Waites

(10) **Patent No.:** **US D454,709 S**
(45) **Date of Patent:** **** Mar. 26, 2002**

(54) **CHAIR**

(76) Inventor: **Raymond L. Waites**, 55 W. 16th St.,
New York, NY (US) 10011

(**) Term: **14 Years**

(21) Appl. No.: **29/133,307**

(22) Filed: **Nov. 28, 2000**

(51) **LOC (7) Cl.** **06-01**

(52) **U.S. Cl.** **D6/376; D6/379; D6/380**

(58) **Field of Search** **D6/334, 358, 374,**
D6/375, 376, 379, 380, 500, 501, 502;
297/446.1

(56) **References Cited**

U.S. PATENT DOCUMENTS

3,640,576 A	2/1972	Morrison et al.	297/440
3,677,601 A	7/1972	Morrison et al.	297/441
3,844,612 A	10/1974	Borggren et al.	297/445
D233,966 S	* 12/1974	Morrison	D6/375
D238,030 S	* 12/1975	Welton	D6/375
D248,344 S	* 7/1978	Uchida	D6/375
D282,224 S	* 1/1986	Huldt	D6/375
4,848,843 A	7/1989	Gibbs	297/440
D316,338 S	* 4/1991	Frinier	D6/380
D322,899 S	* 1/1992	Hess	D6/376
D335,777 S	* 5/1993	Hess	D6/376
D341,492 S	* 11/1993	Caldwell	D6/358
D345,262 S	* 3/1994	Caldwell	D6/376
5,318,348 A	6/1994	Hess	297/440.11
D357,134 S	* 4/1995	Hess	D6/379 X

D357,136 S	* 4/1995	Hess	D6/376
D369,477 S	* 5/1996	Arthur, Jr.	D6/379
D382,127 S	* 8/1997	Hess	D6/376
5,662,383 A	9/1997	Hand	297/440.11
D390,714 S	* 2/1998	Goodman	D6/379
5,762,403 A	6/1998	Robinson	297/440.11
5,911,478 A	6/1999	Goodman	297/440.11
D429,424 S	* 8/2000	Vanderminden, Sr.	D6/375
D442,384 S	* 5/2001	Gonsalves	D6/375

OTHER PUBLICATIONS

Neiman Marcus catalog, p. 41, Chairs shown.*

* cited by examiner

Primary Examiner—Gary D. Watson

(74) *Attorney, Agent, or Firm*—Womble Carlyle Sandridge
& Rice, PLLC

(57) **CLAIM**

The ornamental design for a chair, as shown and described.

DESCRIPTION

FIG. 1 is a left front perspective view of a chair showing my new design;

FIG. 2 is a front elevational view thereof;


FIG. 3 is a side elevational view thereof;

FIG. 4 is a rear elevational view thereof; and,

FIG. 5 is a top plan view thereof.

The broken lines represent environmental elements only and form no part of the claimed design.

1 Claim, 5 Drawing Sheets






FIG. 1

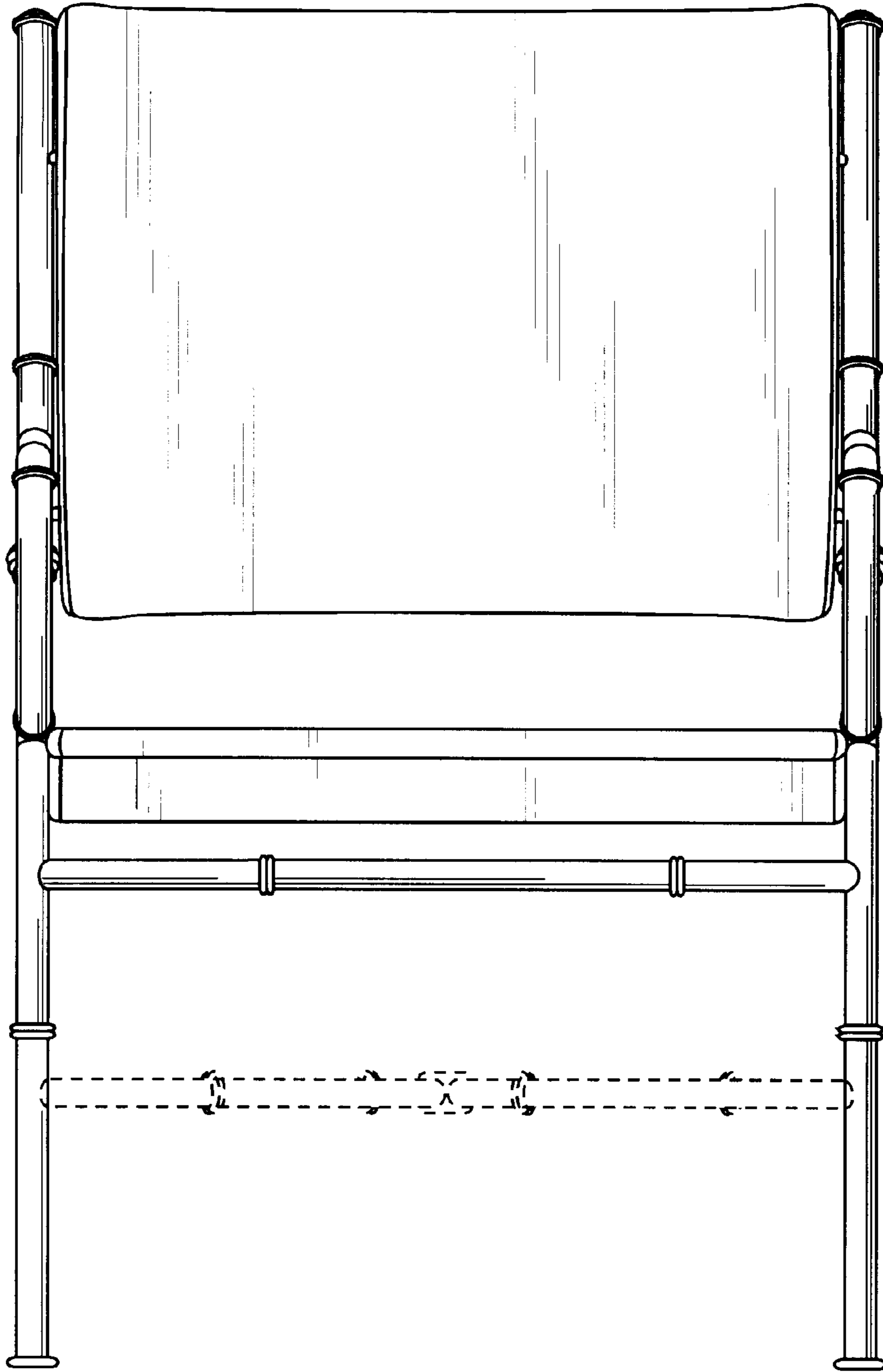


FIG. 2

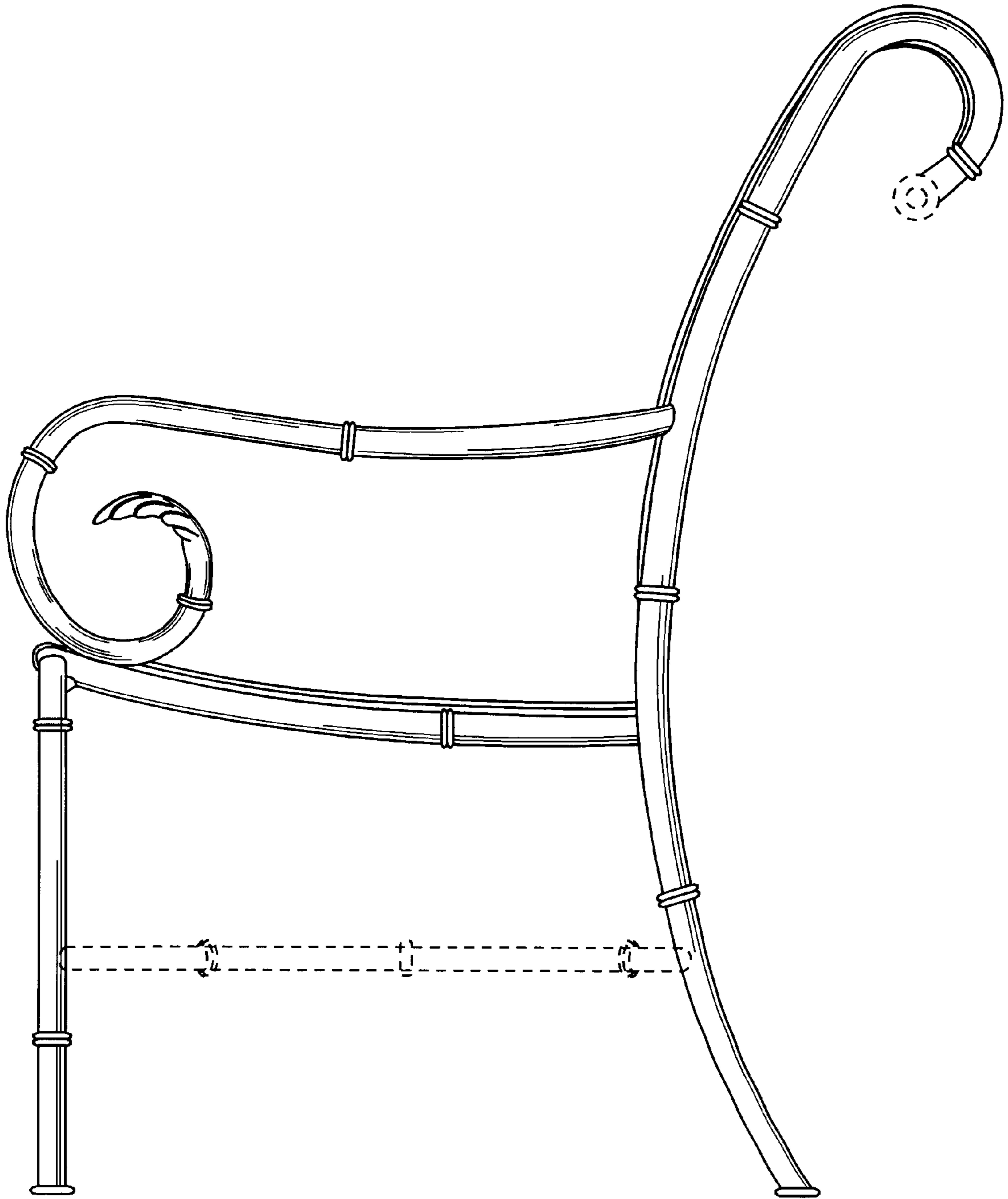


FIG.3

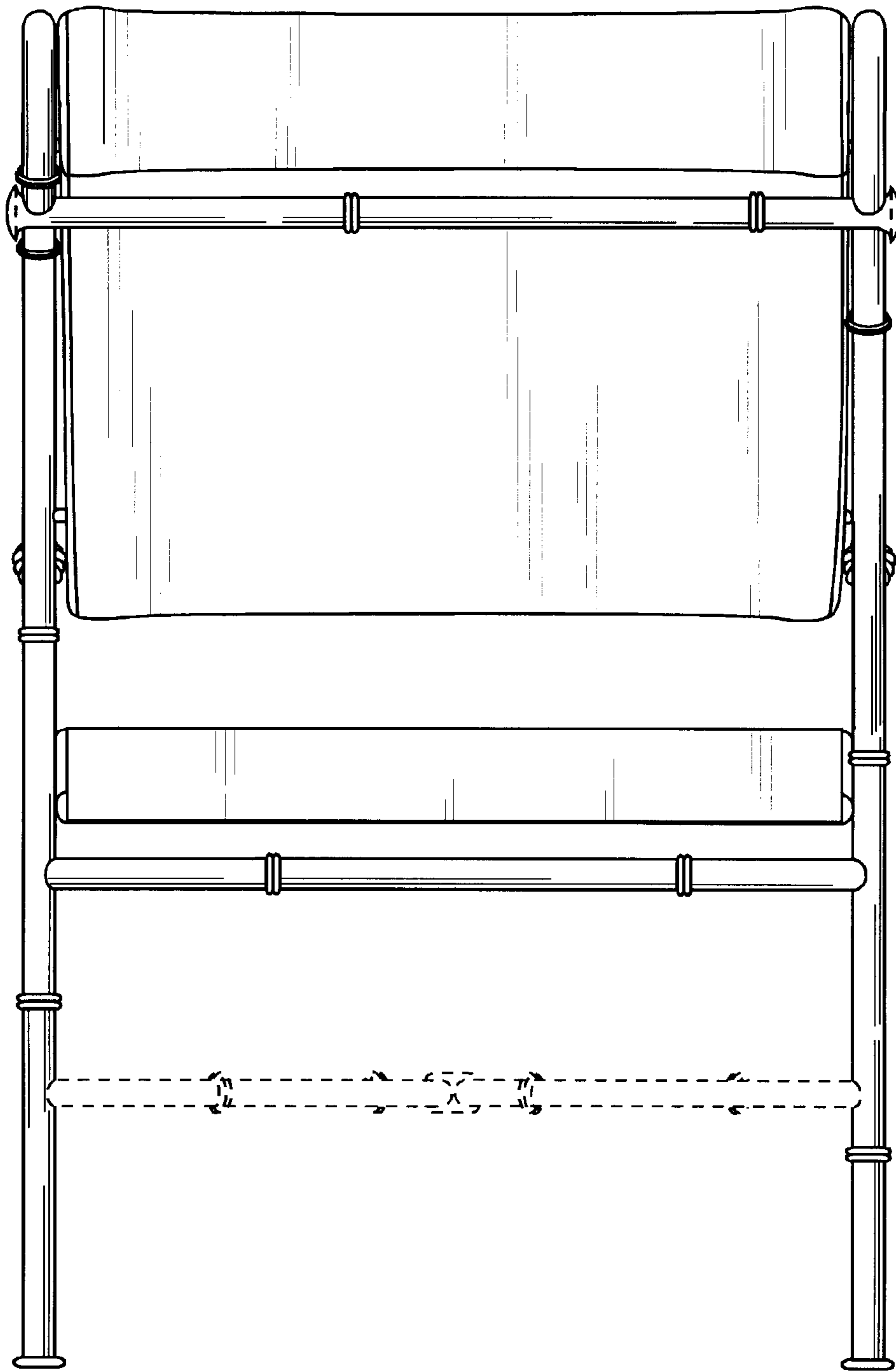


FIG.4




FIG.5