



US00D454701S

(12) **United States Design Patent**
Eric

(10) **Patent No.:** **US D454,701 S**

(45) **Date of Patent:** **** Mar. 26, 2002**

(54) **LIGHTED MIRROR**

(75) **Inventor:** **Chue Lap Fu Eric, Tai Po (HK)**

(73) **Assignee:** **Etna Products Co., Inc., New York, NY (US)**

(**) **Term:** **14 Years**

(21) **Appl. No.:** **29/141,491**

(22) **Filed:** **May 7, 2001**

(51) **LOC (7) Cl.** **06-07**

(52) **U.S. Cl.** **D6/308; D6/312; D6/309**

(58) **Field of Search** **D6/300-314; D26/56; 40/700, 711, 714-716, 722, 725, 735, 745, 747, 765, 780, 790, 798; 359/838, 871, 872; 248/466, 474**

(56) **References Cited**

U.S. PATENT DOCUMENTS

D207,288 S * 3/1967 Ely D6/308

D208,233 S * 8/1967 Ely D6/308
D254,208 S * 2/1980 Breslow D12/189
D442,371 S * 5/2001 Eberts D6/308

* cited by examiner

Primary Examiner—Janice E. Seeger

(74) *Attorney, Agent, or Firm*—Lilling & Lilling P.C.


(57) **CLAIM**

The ornamental design for a lighted mirror, as shown.

DESCRIPTION

FIG. 1 is a perspective view of my new and novel design; FIG. 2 is a top view of my new and novel design; FIG. 3 is a bottom view of my new and novel design; FIG. 4 is a front view of my new and novel design; FIG. 5 is a rear view of my new and novel design; FIG. 6 is a left side view of my new and novel design; and, FIG. 7 is a right side view of my new and novel design.

1 Claim, 7 Drawing Sheets






FIG. 1

FIG. 2

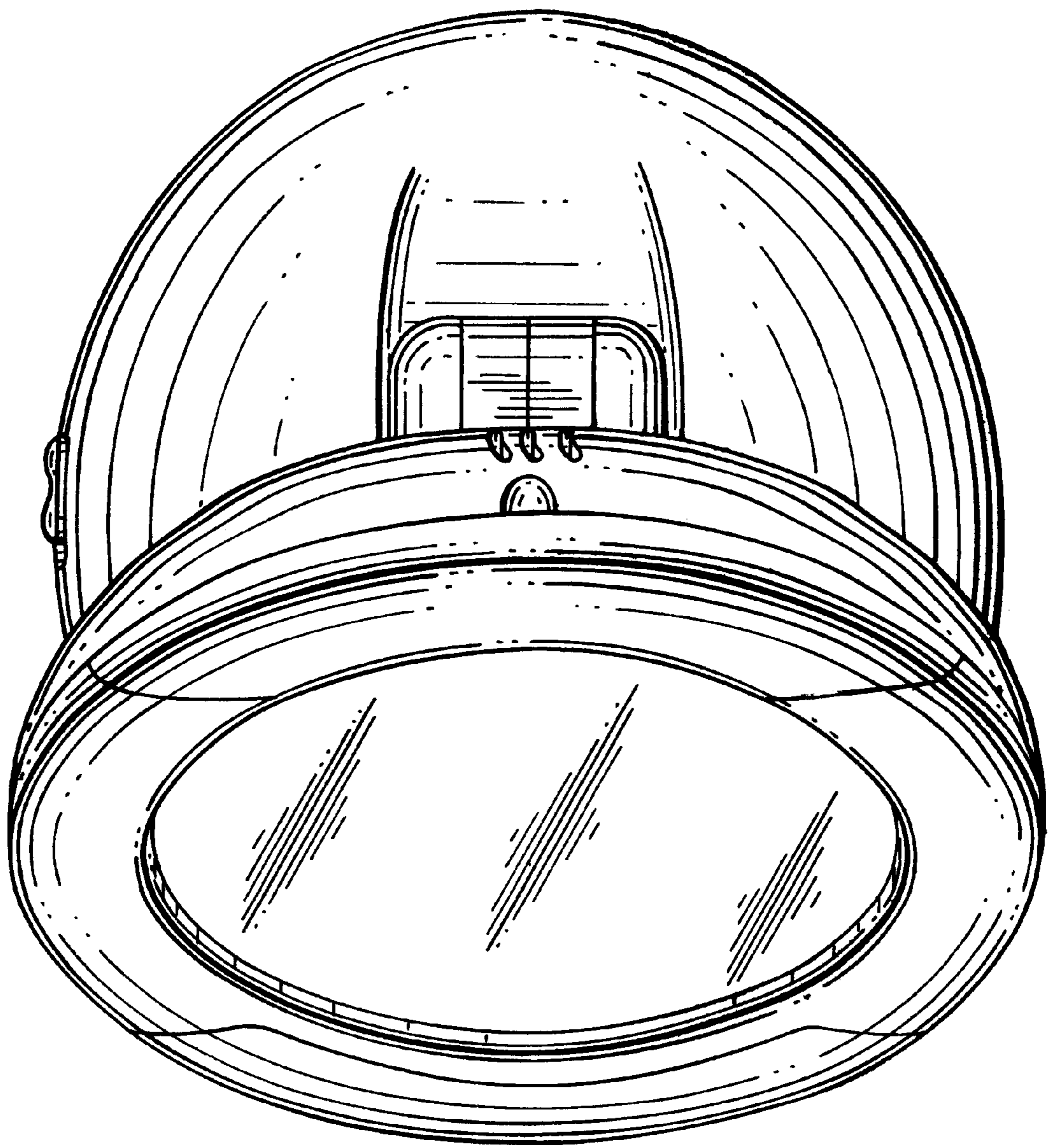
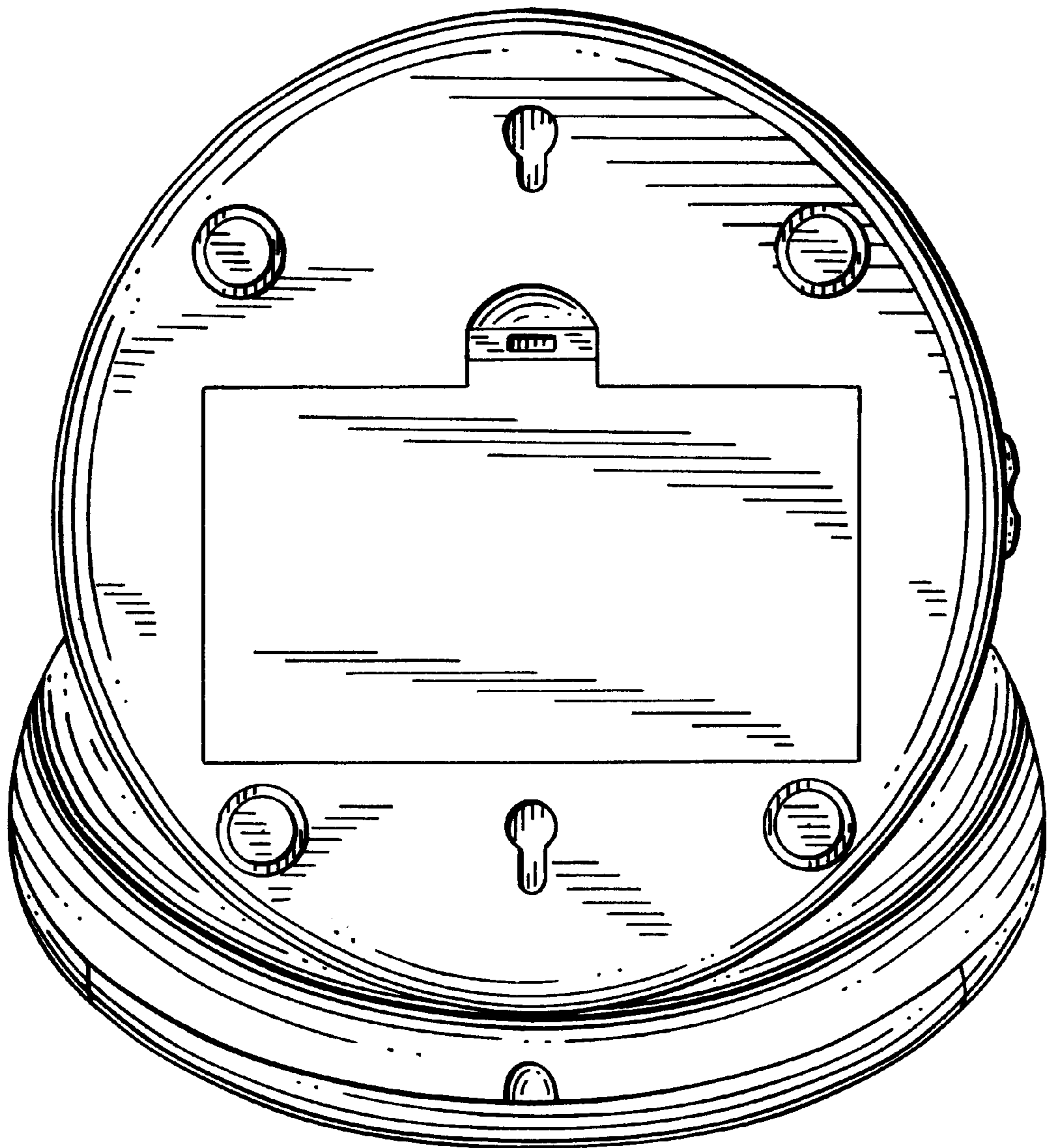


FIG. 3






FIG. 4

FIG. 5

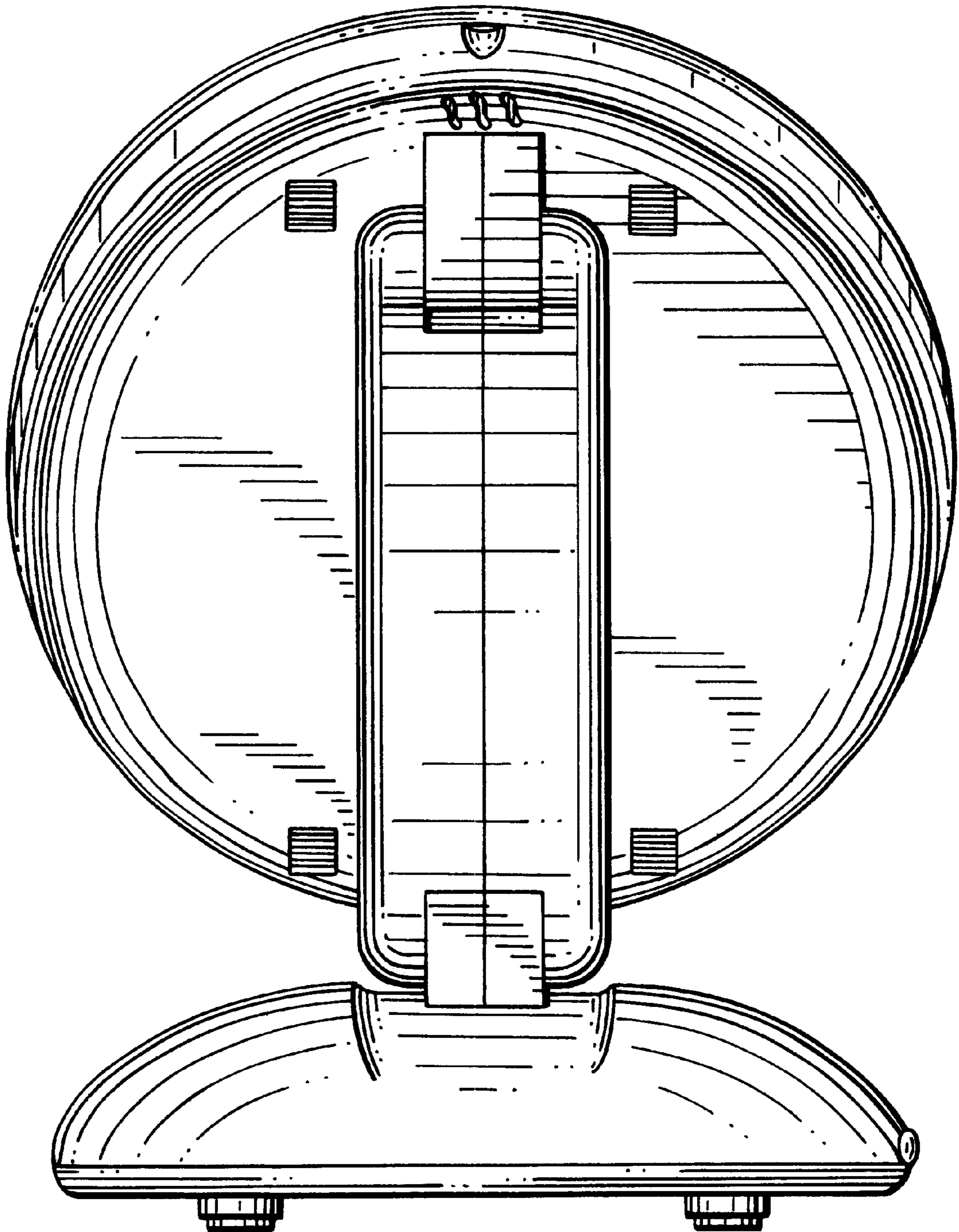


FIG. 6

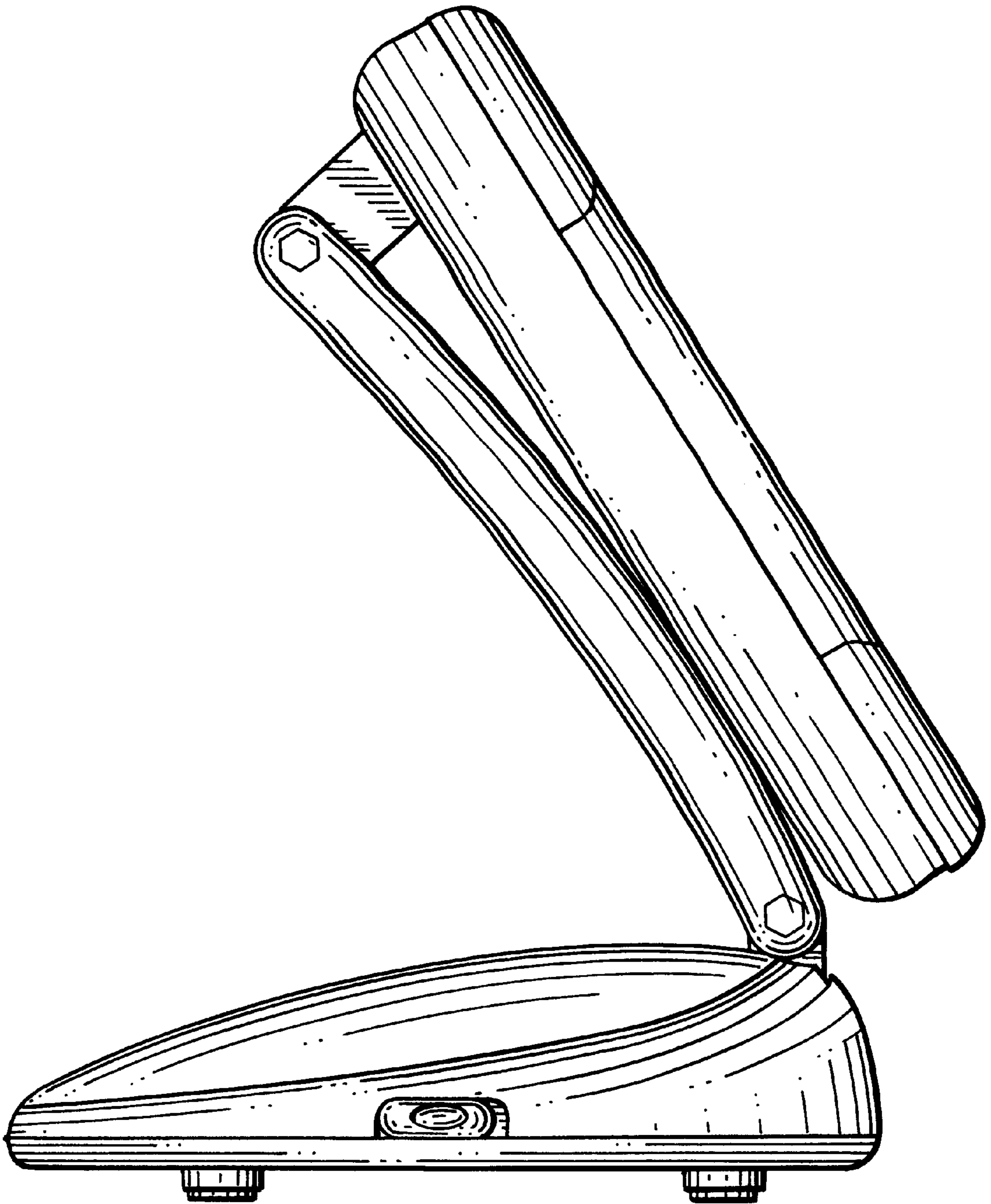


FIG. 7

