



US00D454684S

(12) **United States Design Patent**
Read

(10) **Patent No.:** **US D454,684 S**

(45) **Date of Patent:** **** Mar. 26, 2002**

(54) **WALLET FOR SECURING ONTO ONE'S BODY**

D429,880 S * 8/2000 McCullough, Jr. et al. .. D3/215
D438,374 S * 3/2001 Hayman D3/215
D447,623 S * 9/2001 Troska D3/215

(76) Inventor: **Benjamin Read**, 11510 Mina Ave.,
Whittier, CA (US) 90605

* cited by examiner

(**) Term: **14 Years**

Primary Examiner—Catherine R. Oliver
(74) *Attorney, Agent, or Firm*—Goldstein Law Offices, P.C.

(21) Appl. No.: **29/141,426**

(57) **CLAIM**

(22) Filed: **May 7, 2001**

The ornamental design for a wallet for securing onto one's body, as shown and described.

(51) **LOC (7) Cl.** **03-01**

(52) **U.S. Cl.** **D3/226; D3/215**

(58) **Field of Search** D3/215, 226, 224,
D3/230, 247; 224/217, 219, 222, 267, 904;
2/159, 160, 163, 170, 917

DESCRIPTION

(56) **References Cited**

U.S. PATENT DOCUMENTS

4,763,821 A * 8/1988 Powell 224/267
D339,472 S * 9/1993 Parker 224/222 X
D343,518 S * 1/1994 Saccese, Jr. D3/215

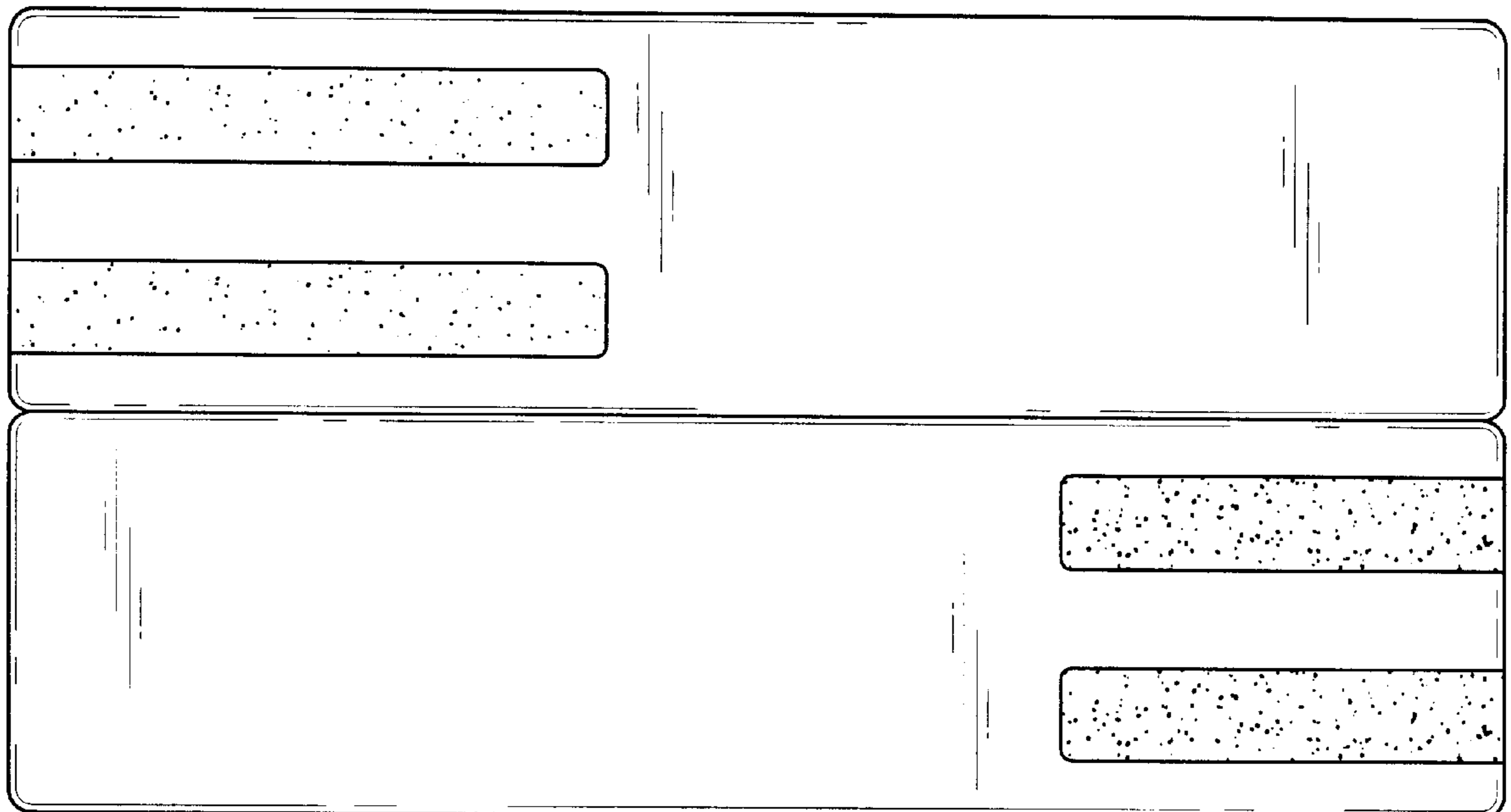
FIG. 1 is a rear elevational view of a wallet for securing onto one's body.

FIG. 2 is a front elevational view thereof.

FIG. 3 is a top plan view thereof, the bottom plan view being a mirror image of the top plan view; and,

FIG. 4 is a left side elevational view thereof, the right side elevational view being a mirror image of the left side view.

1 Claim, 2 Drawing Sheets



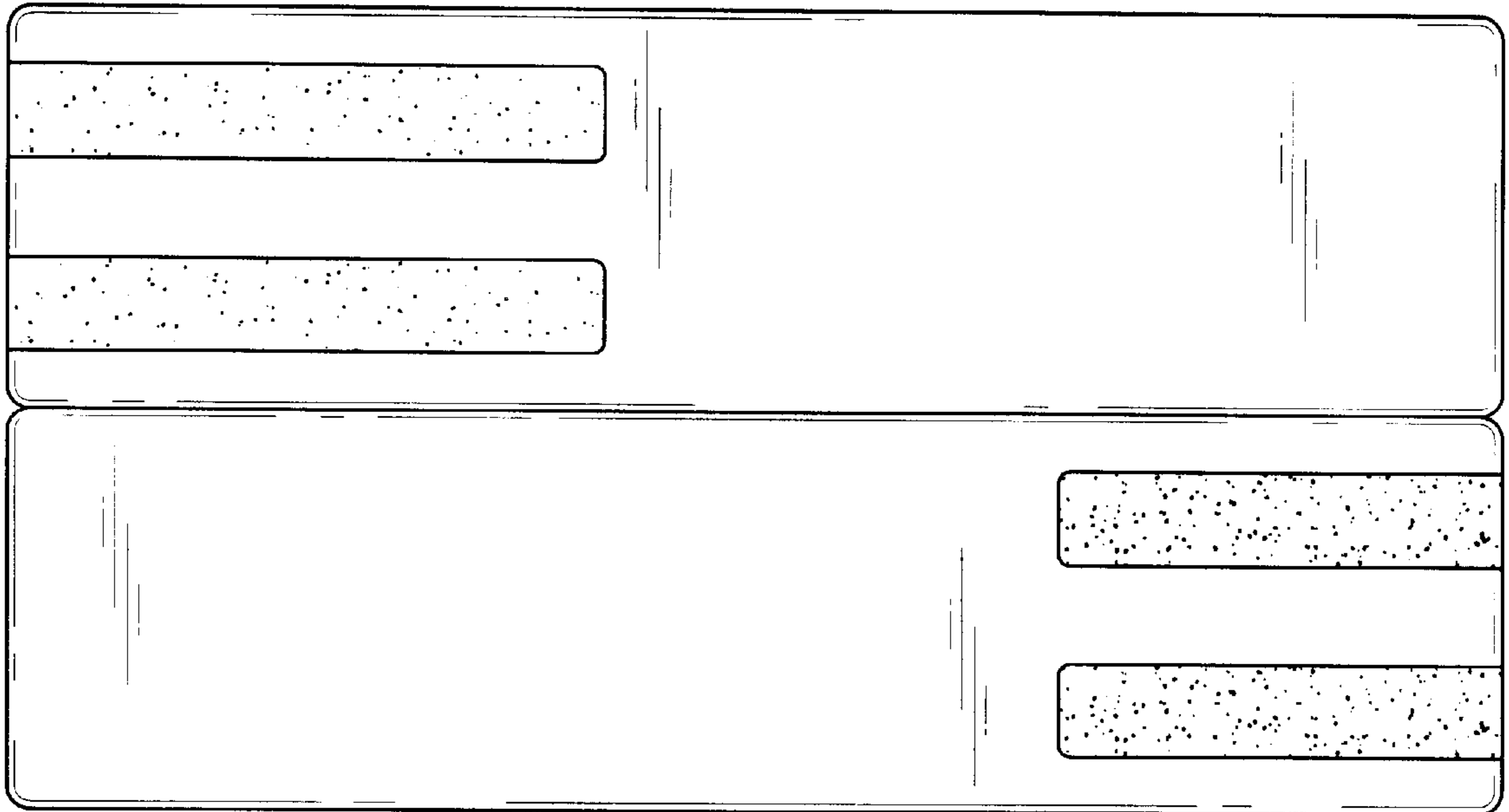


Fig. 1

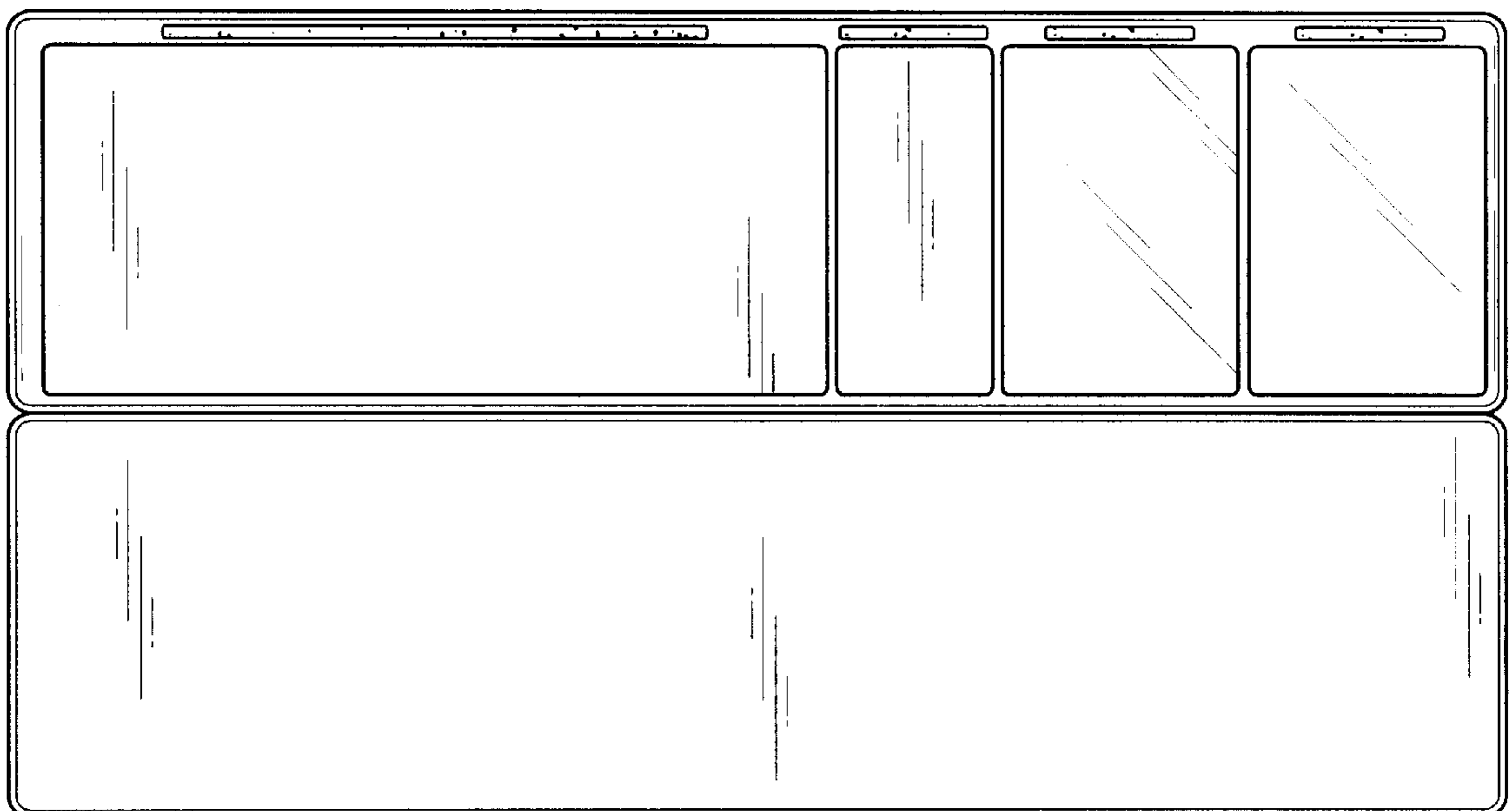


Fig. 2




Fig. 3



Fig. 4