

US00D454683S

(12) **United States Design Patent** (10) **Patent No.:** **US D454,683 S**
Brown (45) **Date of Patent:** **** Mar. 26, 2002**

(54) **HOT CURLING IRON TOTE**

D425,254 S * 5/2000 Guidera D28/73

(76) Inventor: **Vinnasia D Brown**, 8607 S. Phillips,
Chicago, IL (US) 60617

* cited by examiner

(**) Term: **14 Years**

Primary Examiner—Louis S. Zarfes

Assistant Examiner—Monica A. Weingart

(21) Appl. No.: **29/144,581**

(57) **CLAIM**

(22) Filed: **Jul. 6, 2001**

The ornamental design for a hot curling iron tote, as shown and described.

(51) **LOC (7) Cl.** **03-01**

(52) **U.S. Cl.** **D3/205**

(58) **Field of Search** D3/201, 205, 265,
D3/226, 901; D28/38, 73; 132/312; 206/380,
581

DESCRIPTION

FIG. 1 is a front elevational view of the hot curling iron tote of the present invention;

FIG. 2 is a rear elevational view of the hot curling iron tote of FIG. 1;

FIG. 3 is a left side elevational view of the hot curling iron tote of FIG. 1; the right view being a mirror image thereof; FIG. 4 is a top plan view of the hot curling iron tote of FIG. 1; and,

FIG. 5 is a bottom plan view of the hot curling iron tote of FIG. 1.

The broken lines showing of a curling iron in FIG. 1 are for illustrative purposes only and form no part of the claimed design. The hollow interior of the tote shown in FIG. 4 is plain and ornamental and forms no part of the claimed design.

(56) **References Cited**

U.S. PATENT DOCUMENTS

D201,486 S	*	6/1965	Stolarz	D3/205
4,570,792 A		2/1986	Conway		
D323,063 S		1/1992	Smith		
5,141,189 A	*	8/1992	Andrew	D28/38 X
D348,542 S		7/1994	Cannella		
D350,230 S		9/1994	O'Brien		
D365,441 S		12/1995	Drake et al.		
D366,758 S	*	2/1996	Weiler	D3/265 X
D368,982 S	*	4/1996	Black	D28/38
5,577,607 A		11/1996	Drake et al.		
D386,818 S	*	11/1997	Boomfield	D28/38

1 Claim, 2 Drawing Sheets




FIG. 1

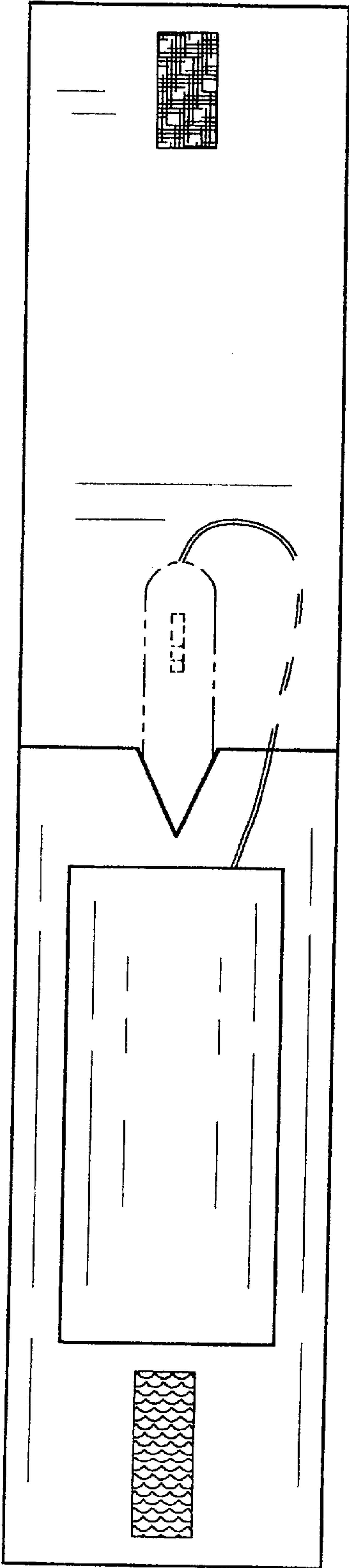



FIG. 2



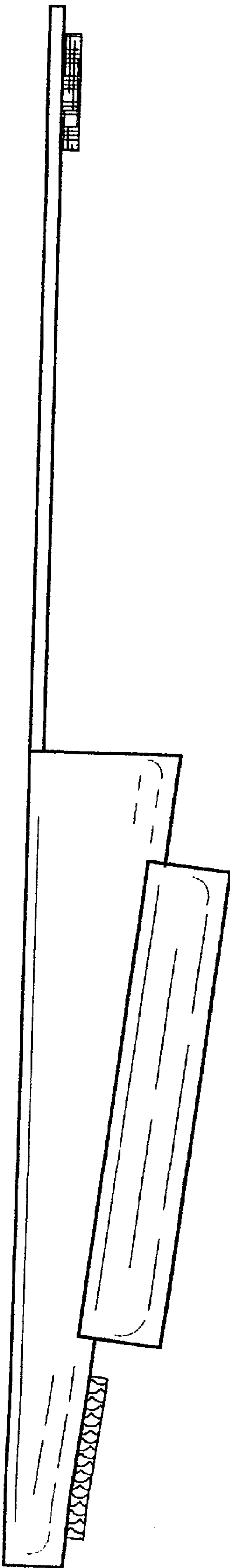


FIG. 3

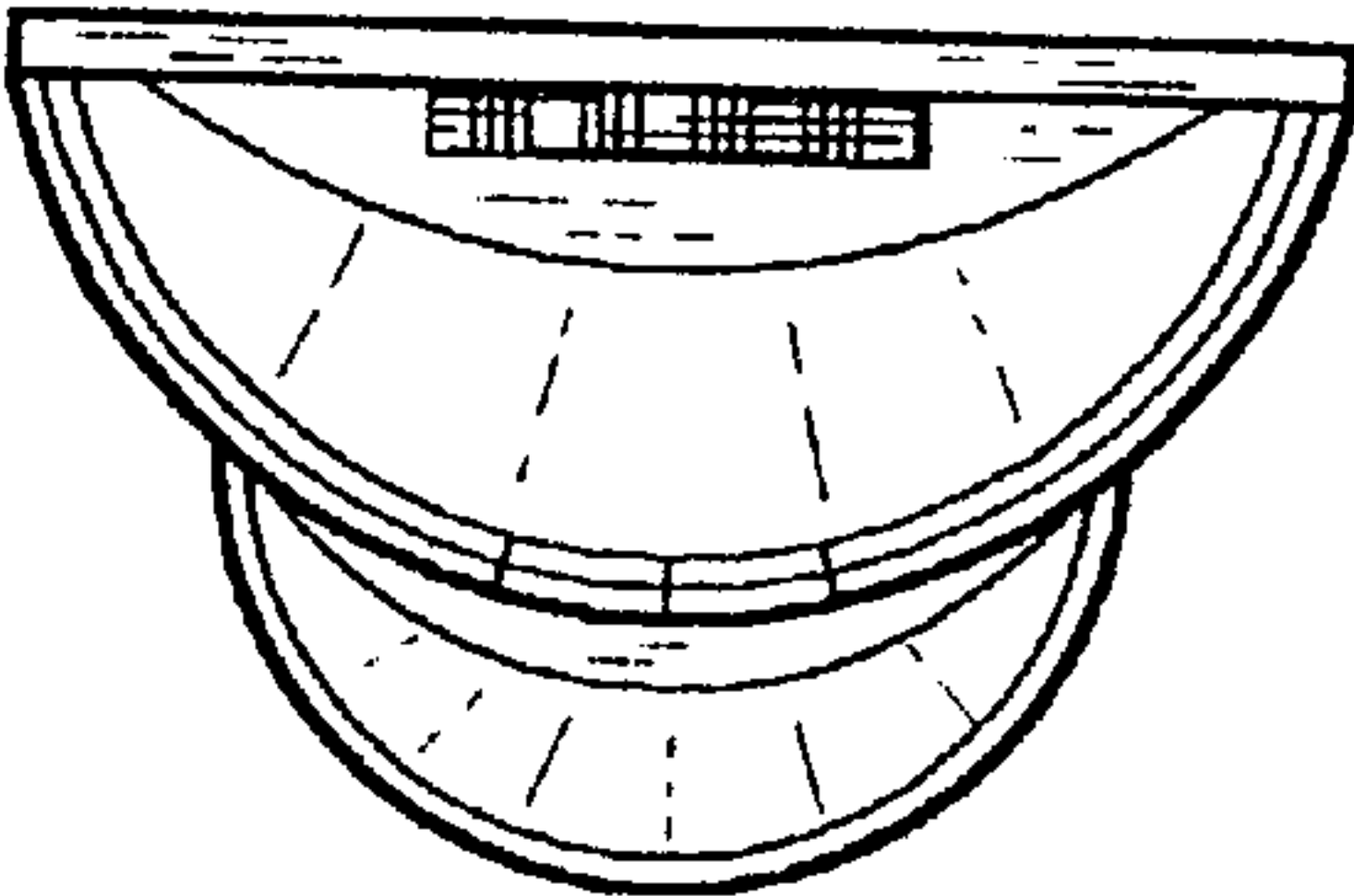


FIG. 4

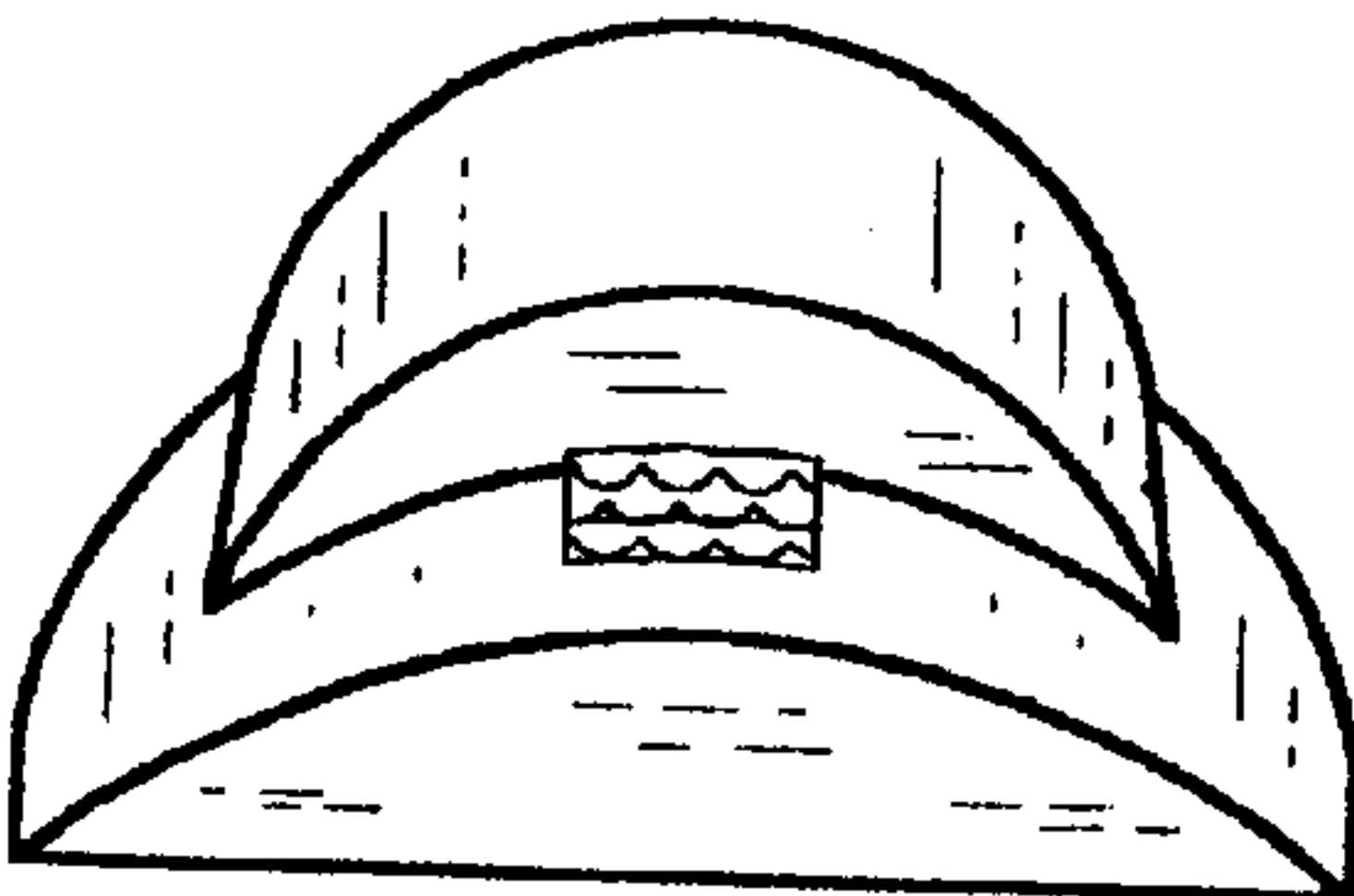


FIG. 5