



US00D454680S

(12) **United States Design Patent**
Koci

(10) **Patent No.:** **US D454,680 S**

(45) **Date of Patent:** **** Mar. 26, 2002**

(54) **HEEL CUSHION**

(76) Inventor: **Frank J. Koci**, 4190 Foskett Rd.,
Medina, OH (US) 44256

(**) Term: **14 Years**

(21) Appl. No.: **29/131,651**

(22) Filed: **Oct. 25, 2000**

(51) **LOC (7) Cl.** **82-04**

(52) **U.S. Cl.** **D2/961**

(58) **Field of Search** D2/961, 964, 968,
D2/946-960; D28/5, 6; 36/34 R, 44, 43,
140, 145, 154, 73; D24/171

(56) **References Cited**

U.S. PATENT DOCUMENTS

D34,625 S	*	6/1901	Wright	D2/964
D61,789 S	*	1/1923	Pietzuch	D2/964
D83,150 S	*	1/1931	Crossman et al.	D2/964
D83,394 S	*	2/1931	Drew	D2/964
2,959,874 A	*	11/1960	Schlessinger	36/34 R
4,246,706 A	*	1/1981	Persons, Jr.	36/73

* cited by examiner

Primary Examiner—Louis S. Zarfes

Assistant Examiner—Gregory Andoll

(74) *Attorney, Agent, or Firm*—Watts, Hoffmann, Fisher &
Heinke Co.

(57) **CLAIM**

I claim the ornamental design for a heel cushion, as shown
and described.

DESCRIPTION

FIG. 1 is a perspective view of a heel cushion of the present
invention, installed in a shoe;

FIG. 2 is a top plan view of the heel cushion shown in FIG.
1;

FIG. 3 is a bottom plan view of the heel cushion shown in
FIG. 1;

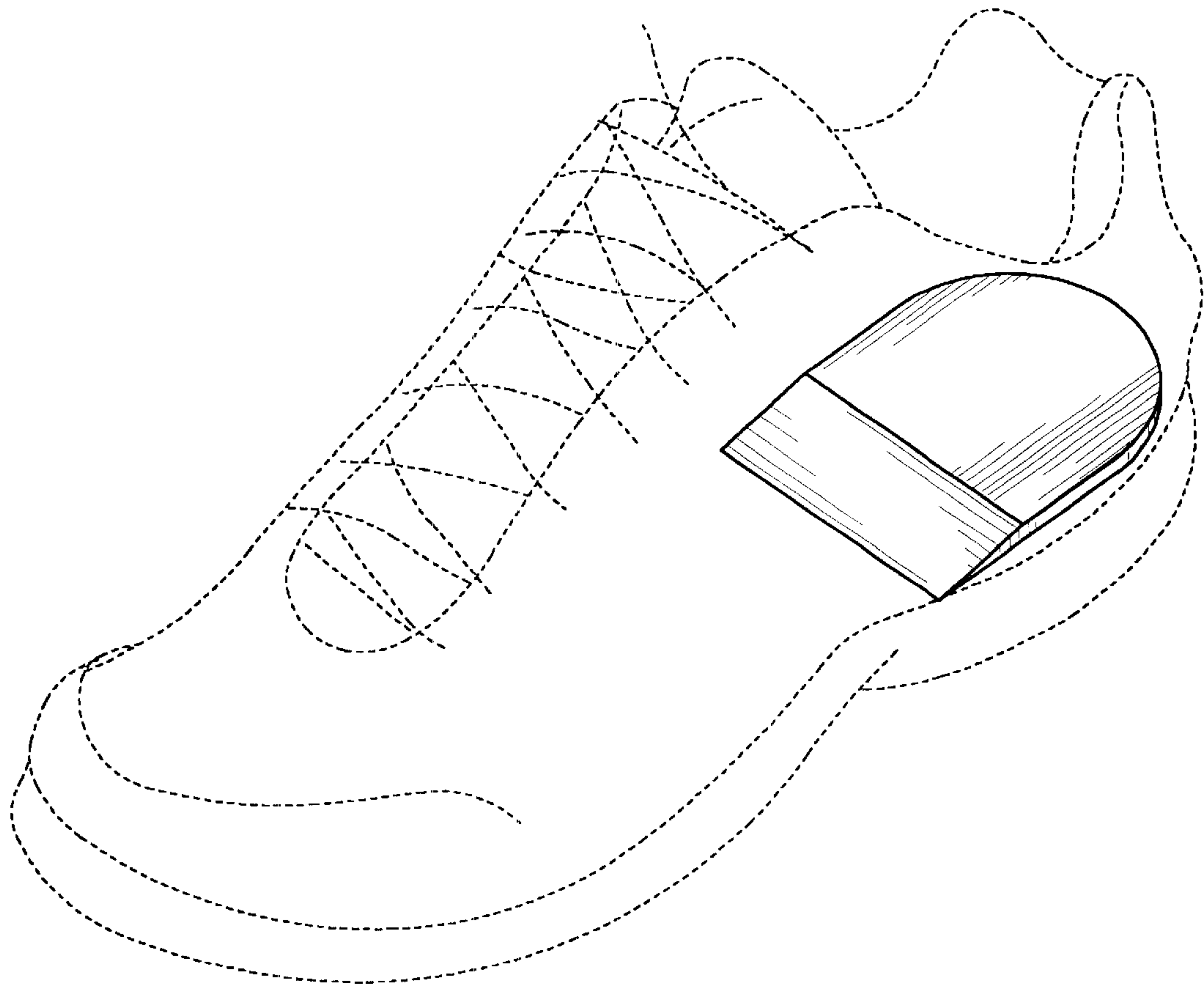
FIG. 4 is a side elevational view of the heel cushion shown
in FIG. 1;

FIG. 5 is a front elevational view of the heel cushion shown
in FIG. 1; and,

FIG. 6 is a rear elevational view of the heel cushion shown
in FIG. 1.

The broken line showing of the shoe in FIG. 1 is for
illustrative purposes only and form no part of the claimed
design.

1 Claim, 1 Drawing Sheet



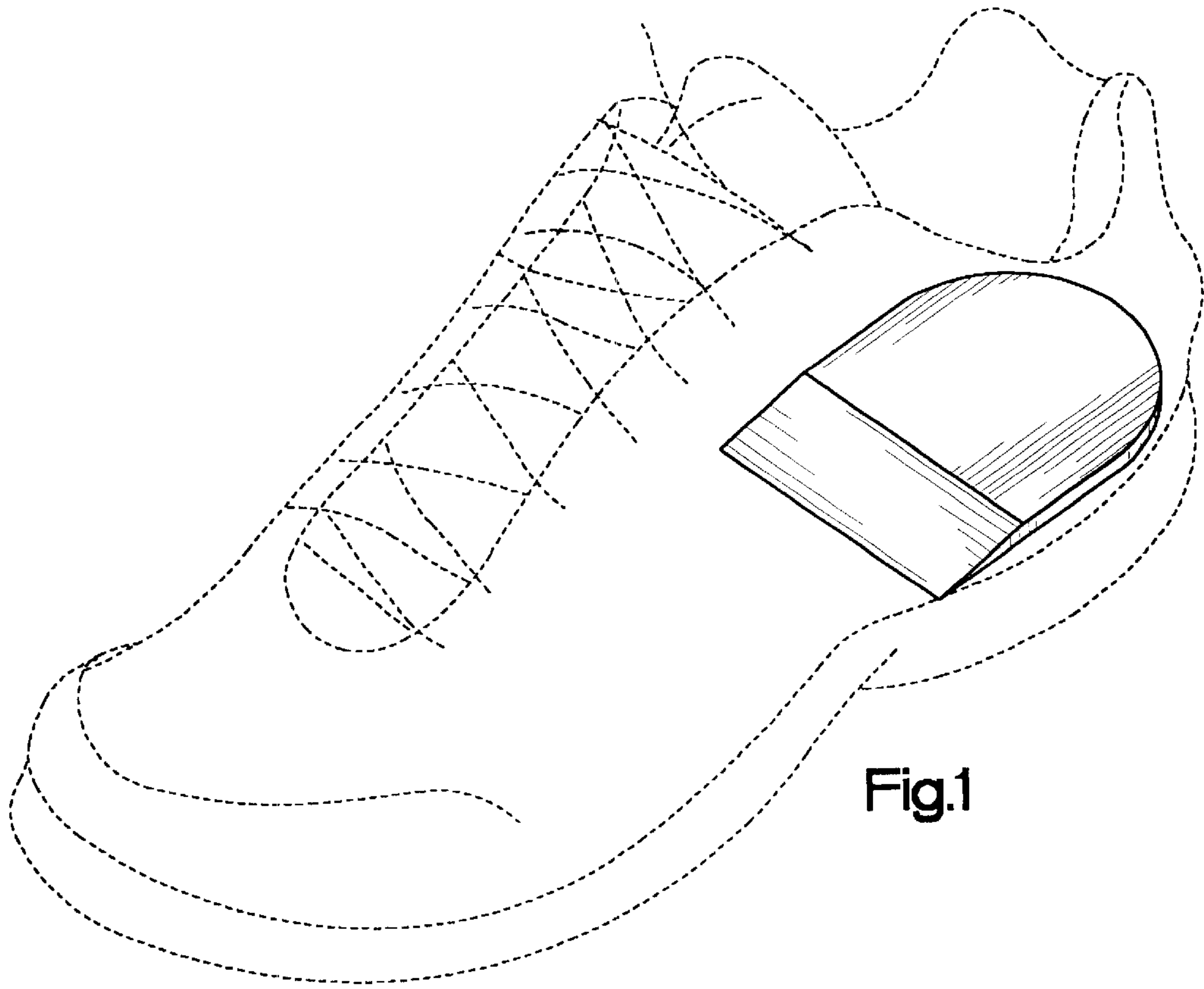


Fig.1

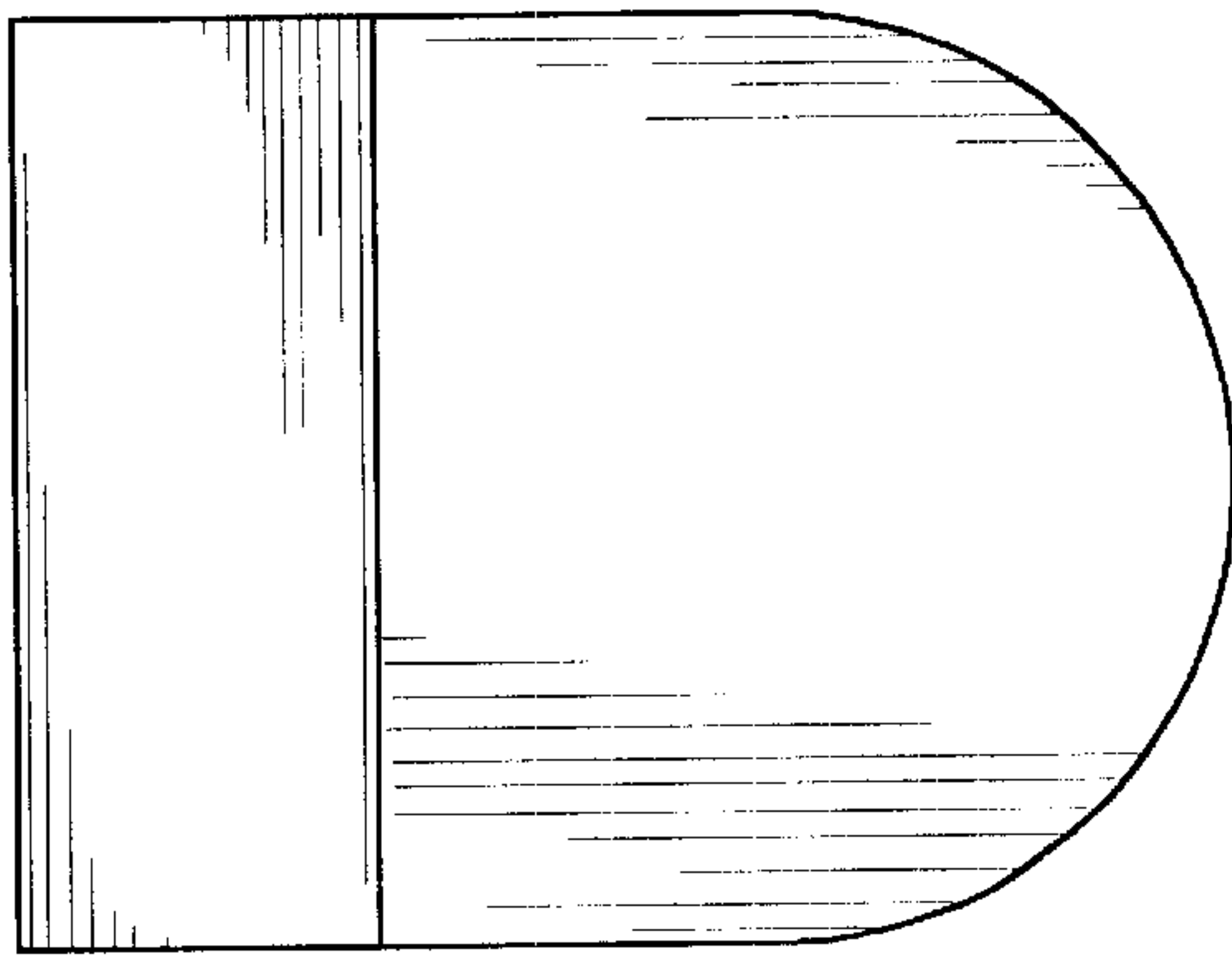


Fig.2

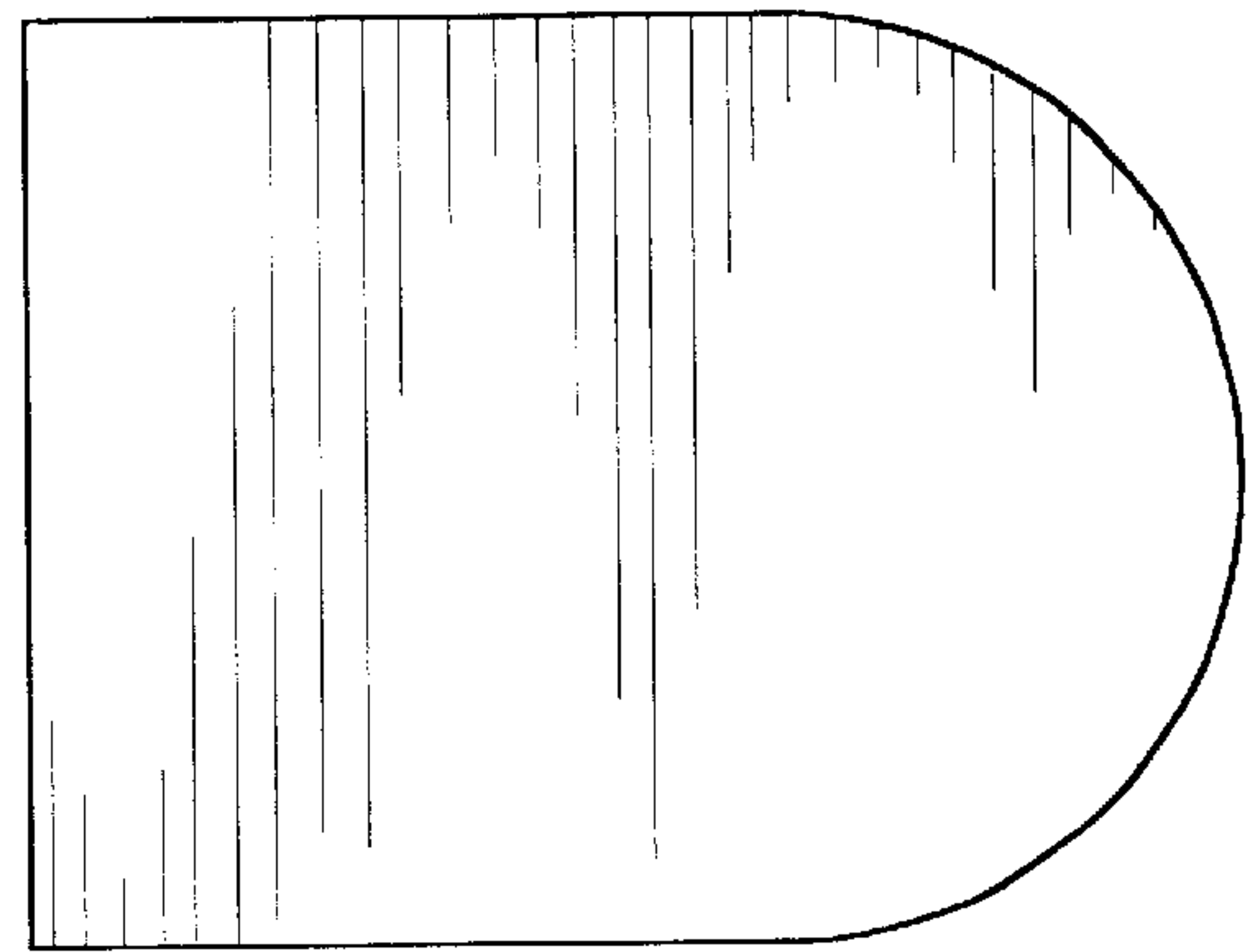


Fig.3




Fig.4

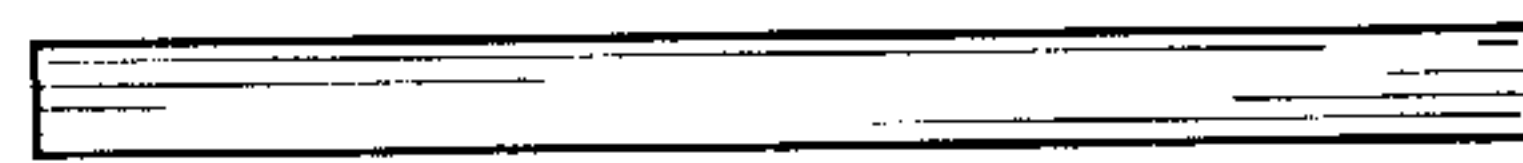


Fig.5




Fig.6