



US00D454679S

(12) **United States Design Patent**
Del Biondi

(10) **Patent No.:** **US D454,679 S**

(45) **Date of Patent:** **** Mar. 26, 2002**

(54) **PORTION OF A FOOTWEAR SOLE**

(75) Inventor: **Stefano Del Biondi**, Venice (IT)

(73) Assignee: **R. Griggs Group Limited** (GB)

(**) Term: **14 Years**

(21) Appl. No.: **29/134,429**

(22) Filed: **Dec. 21, 2000**

(30) **Foreign Application Priority Data**

Jun. 30, 2000 (GB) 2093882

(51) **LOC (7) Cl.** **02-04**

(52) **U.S. Cl.** **D2/952; D2/947; D2/951;**
D2/957

(58) **Field of Search** D2/947, 951-962;
36/25 R, 28, 29, 27, 32 R, 59 C

(56) **References Cited**

U.S. PATENT DOCUMENTS

- D146,505 S * 3/1947 Kavenagh D2/957
- 4,538,366 A * 9/1985 Norton 36/32 R
- D296,724 S * 7/1988 Peterson D2/957
- D303,871 S * 10/1989 Driscoll D2/955

- D332,001 S * 12/1992 Bayer D2/902
- D332,690 S * 1/1993 Truelsen D2/954
- D387,193 S * 12/1997 Glicksman et al. D2/952
- D401,040 S * 11/1998 Schneider D2/951
- D422,781 S * 4/2000 McCourt D2/957
- D439,031 S * 3/2001 Matis et al. D2/959

* cited by examiner

Primary Examiner—Celia Murphy

(74) *Attorney, Agent, or Firm*—Saidman DesignLaw Group

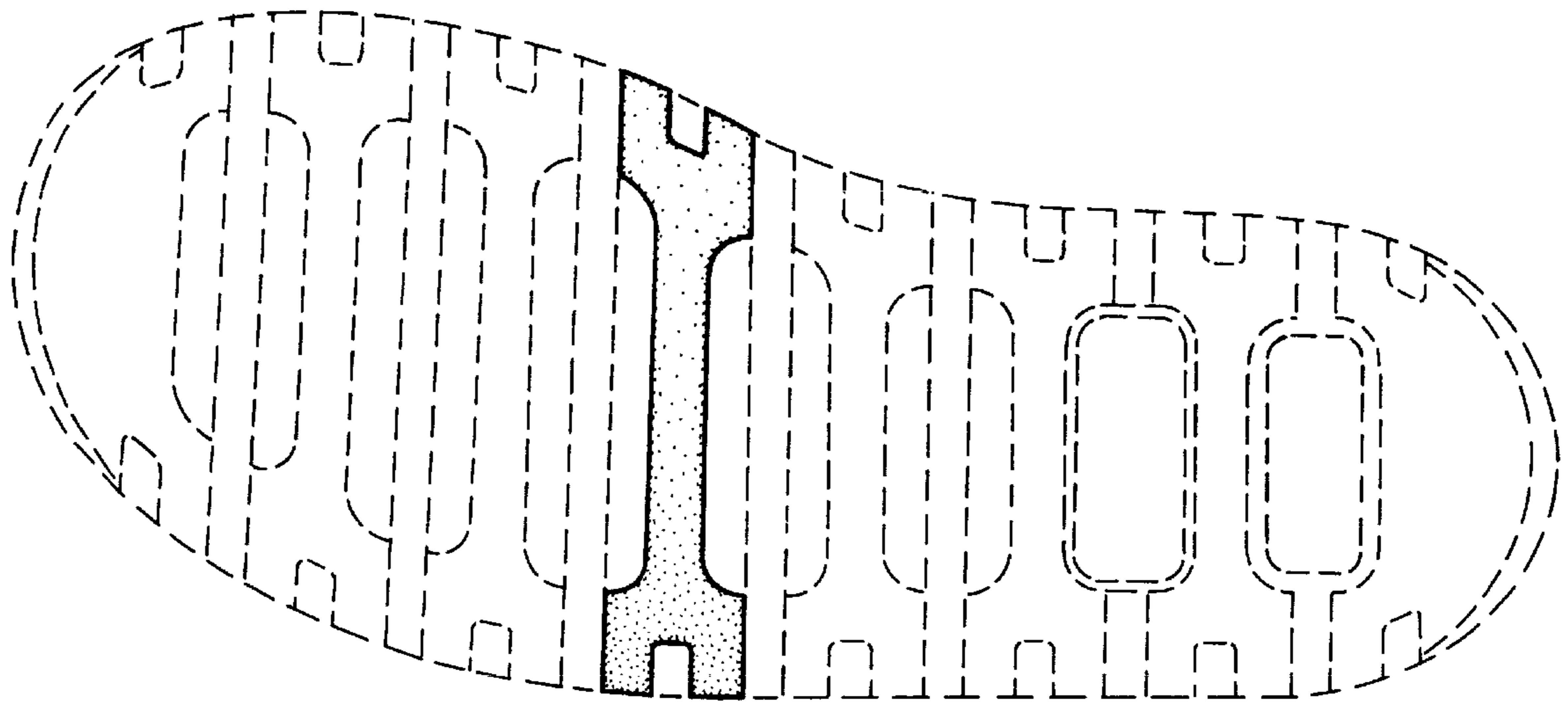
(57) **CLAIM**

The ornamental design for a portion of a footwear sole, as shown and described.

DESCRIPTION

FIG. 1 is a bottom plan view of a portion of a footwear sole, showing my new design;
 FIG. 2 is a perspective view thereof;
 FIG. 3 is a right side view thereof; and,
 FIG. 4 is a left side view thereof.
 The broken lines showing a shoe sole, illustrate the environment in which the design resides, and form no part of the claim.

1 Claim, 4 Drawing Sheets



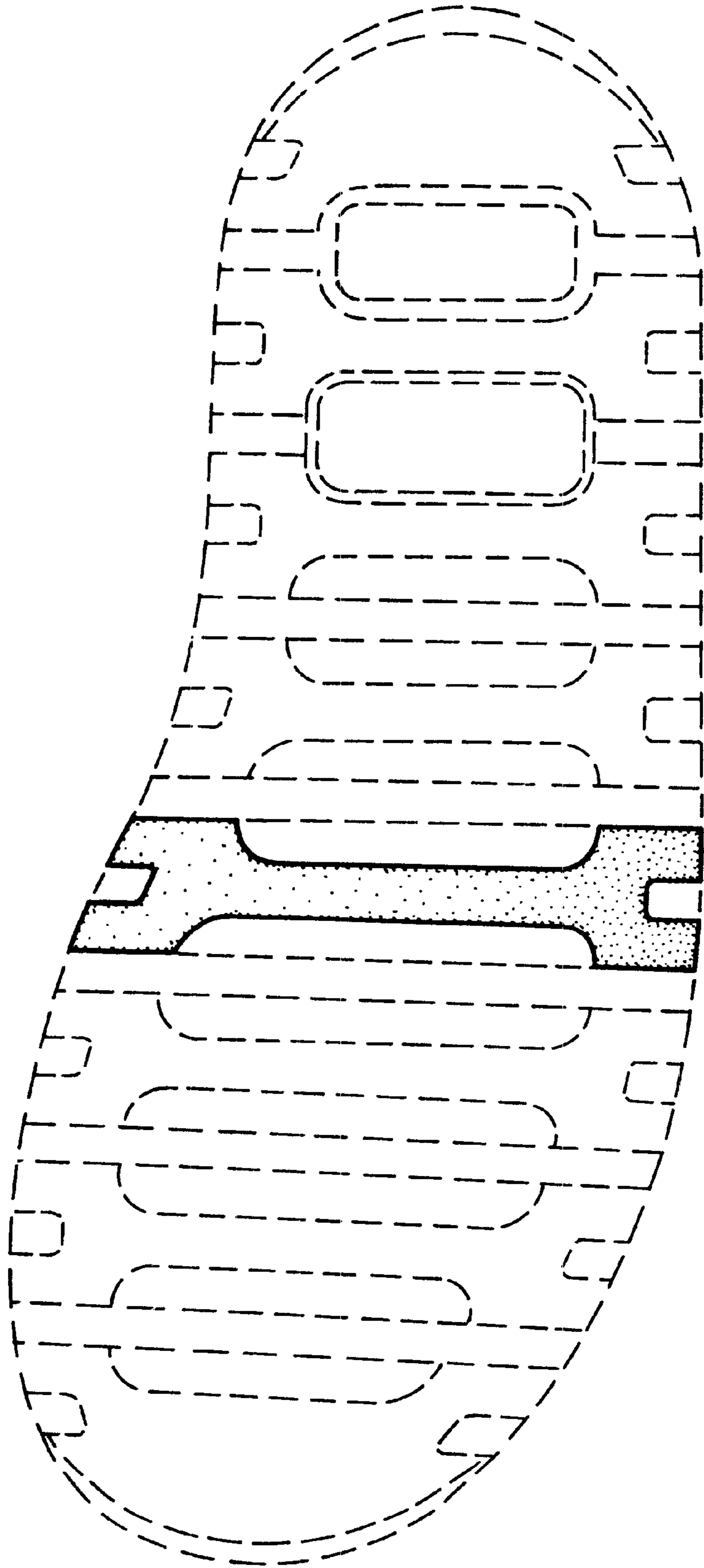


FIG. 1

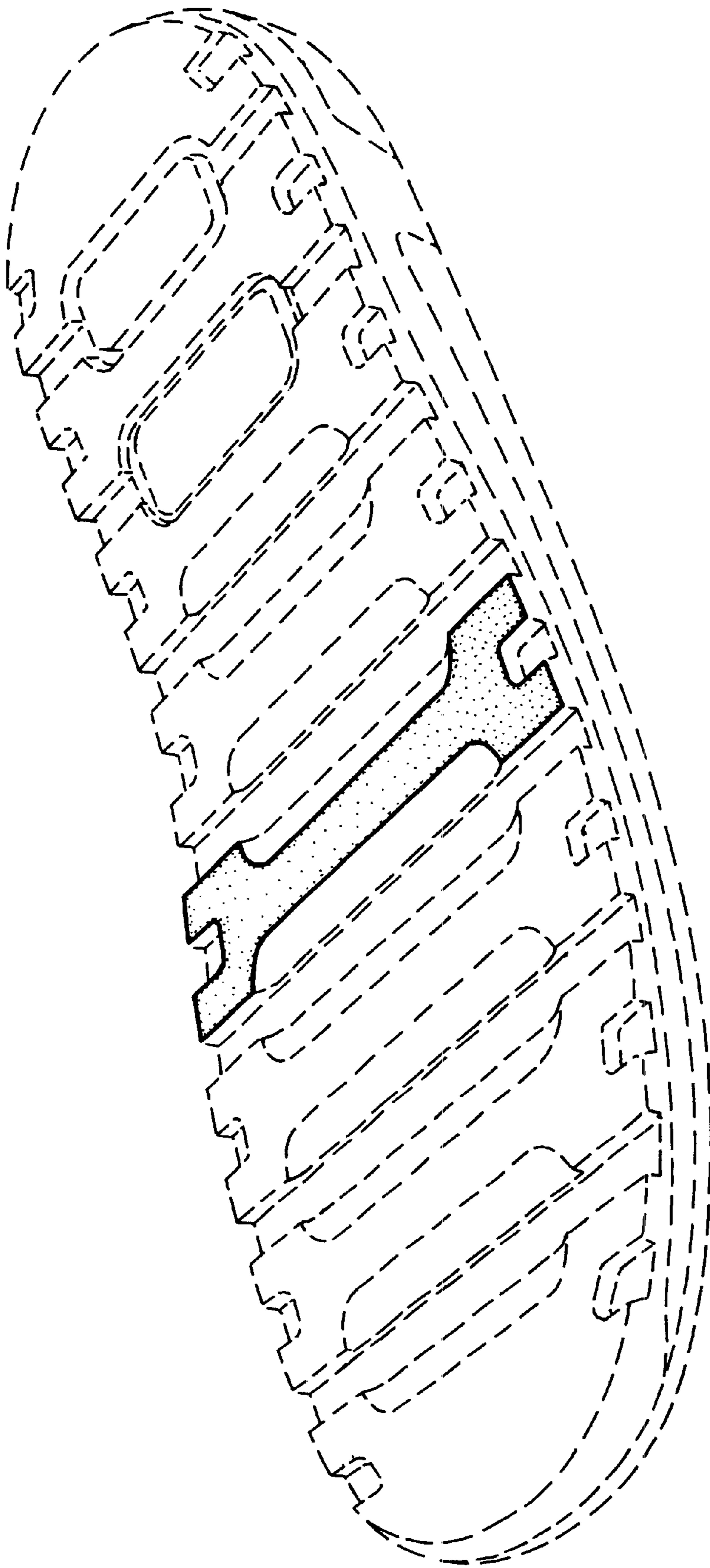


FIG. 2



FIG. 3




FIG. 4