



US00D454673S

(12) **United States Design Patent**
Hwang

(10) **Patent No.:** **US D454,673 S**

(45) **Date of Patent:** **** Mar. 19, 2002**

(54) **PLUNGER**

6,145,135 A * 11/2000 Pool et al. 4/255.09
6,192,525 B1 * 2/2001 Tash 4/255.11

(75) Inventor: **Jin-Chyuan Hwang**, Tainan Hsien
(TW)

* cited by examiner

(73) Assignee: **Chien Cheng Business Co., Ltd.**,
Tainan Hsien (TW)

Primary Examiner—Jennifer Rivard

(74) *Attorney, Agent, or Firm*—Bacon & Thomas, PLLC

(**) Term: **14 Years**

(57) **CLAIM**

The ornamental design for a plunger, as shown and described.

(21) Appl. No.: **29/144,239**

(22) Filed: **Jun. 29, 2001**

DESCRIPTION

(51) **LOC (7) Cl.** **08-99**

FIG. 1 is a perspective view of a plunger showing my new design;

(52) **U.S. Cl.** **D32/35**

FIG. 2 is a right side elevational view thereof;

(58) **Field of Search** D32/14, 35; 15/406;
4/255.01, 255.05, 255.09, 255.11, 255.12

FIG. 3 is a top plan view thereof;

FIG. 4 is a front elevational view thereof;

FIG. 5 is a bottom plan view thereof;

(56) **References Cited**

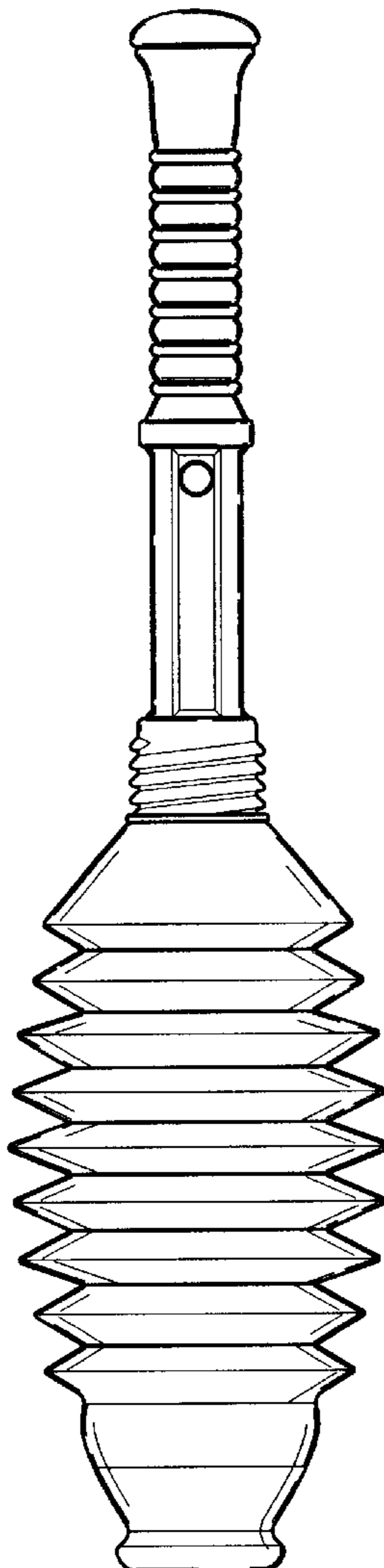
FIG. 6 is a left side elevational view thereof; and,

FIG. 7 is a rear elevational view.

U.S. PATENT DOCUMENTS

D385,073 S * 10/1997 Tash D32/35

1 Claim, 4 Drawing Sheets



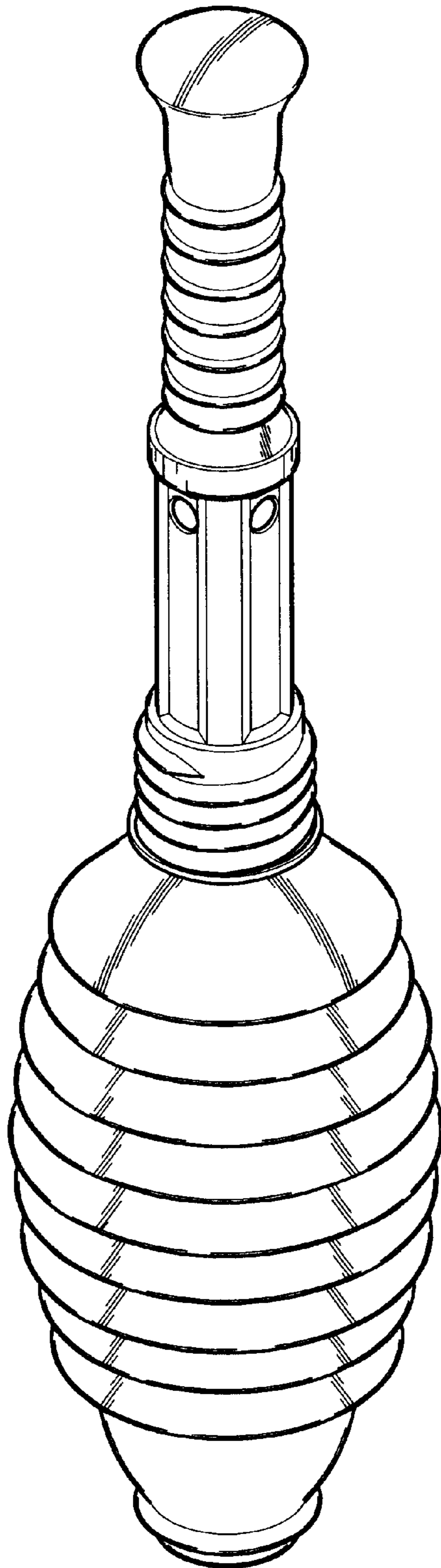


FIG. 1




FIG. 2

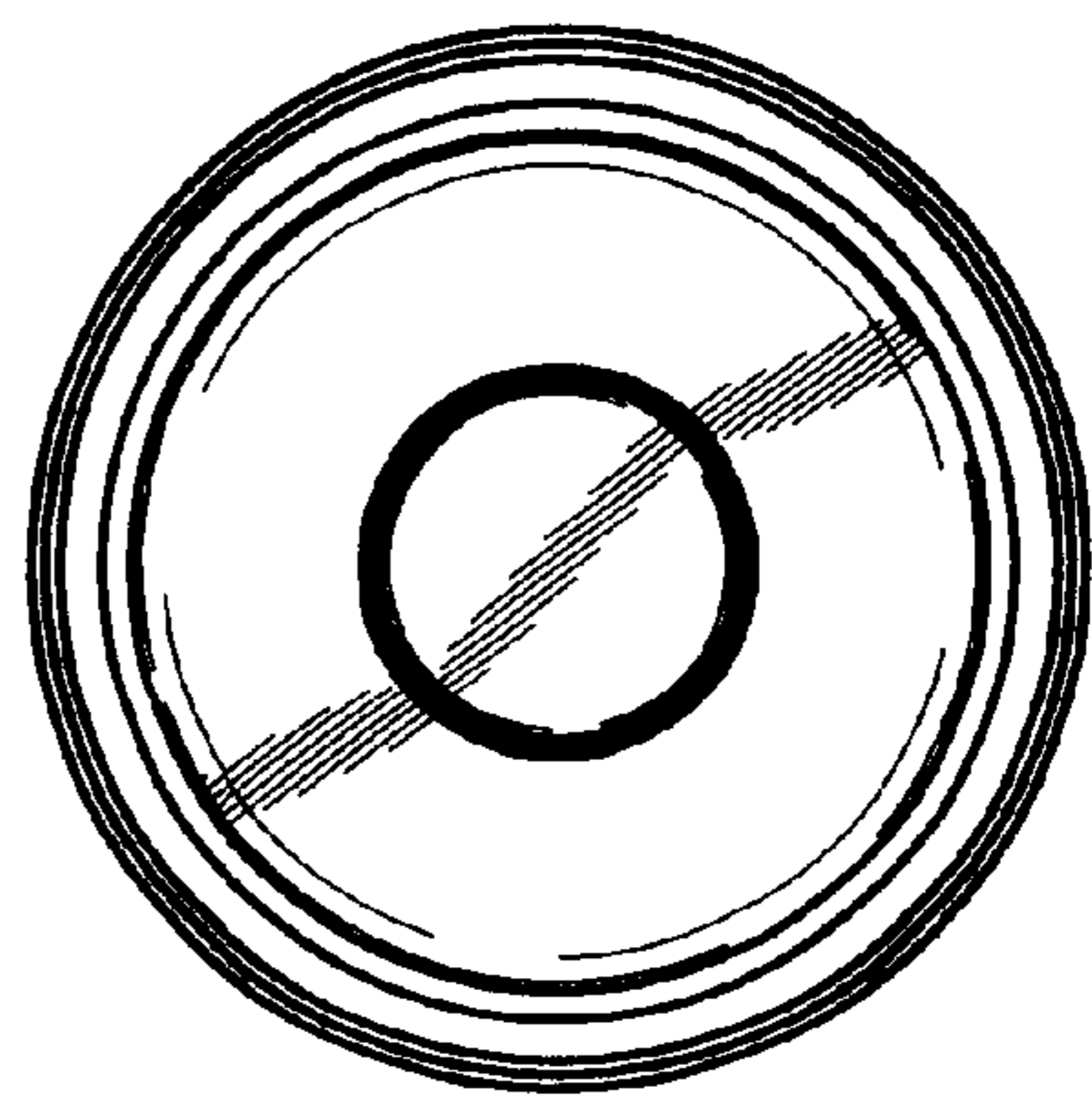


FIG. 3




FIG. 4

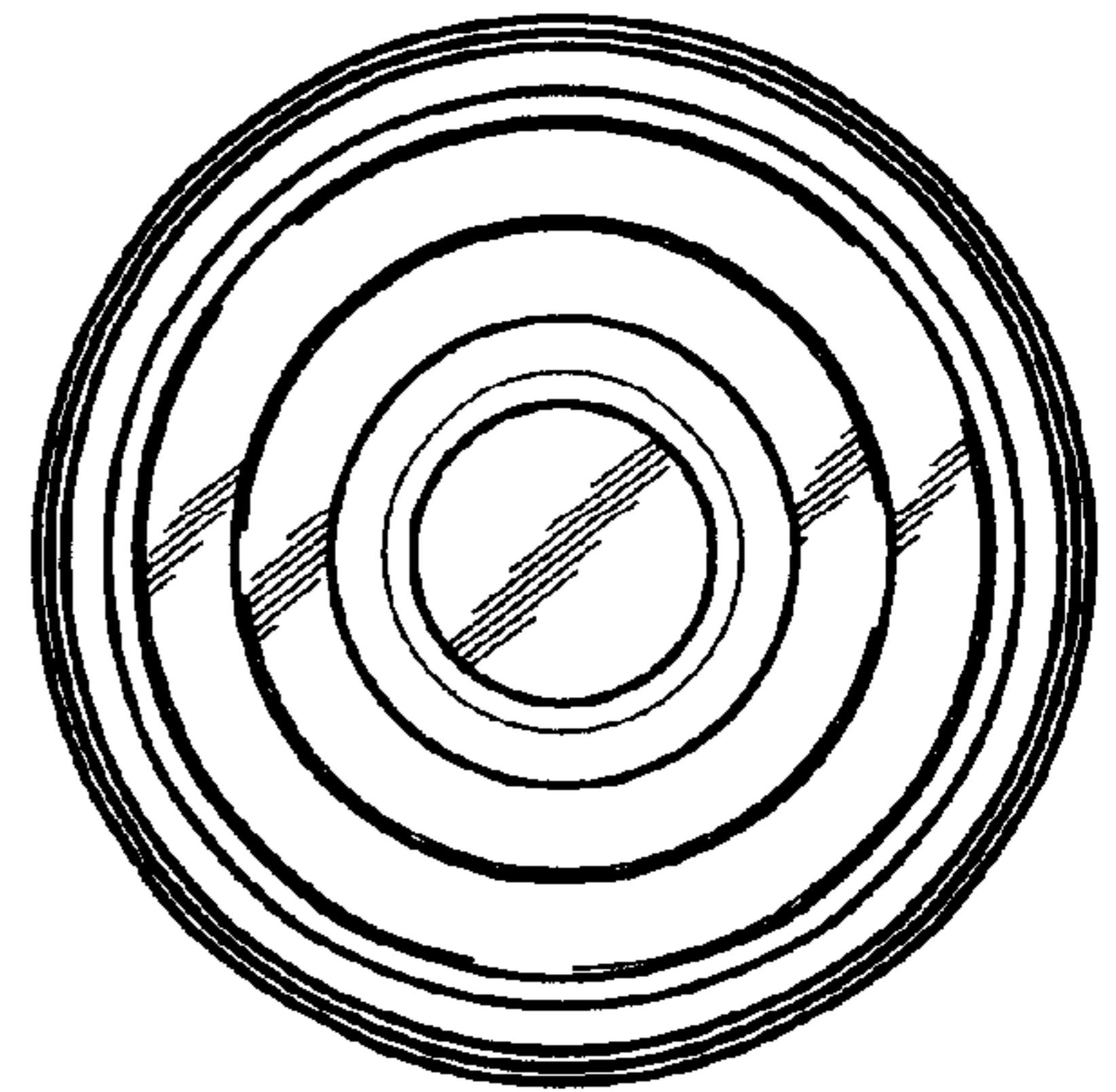


FIG. 5

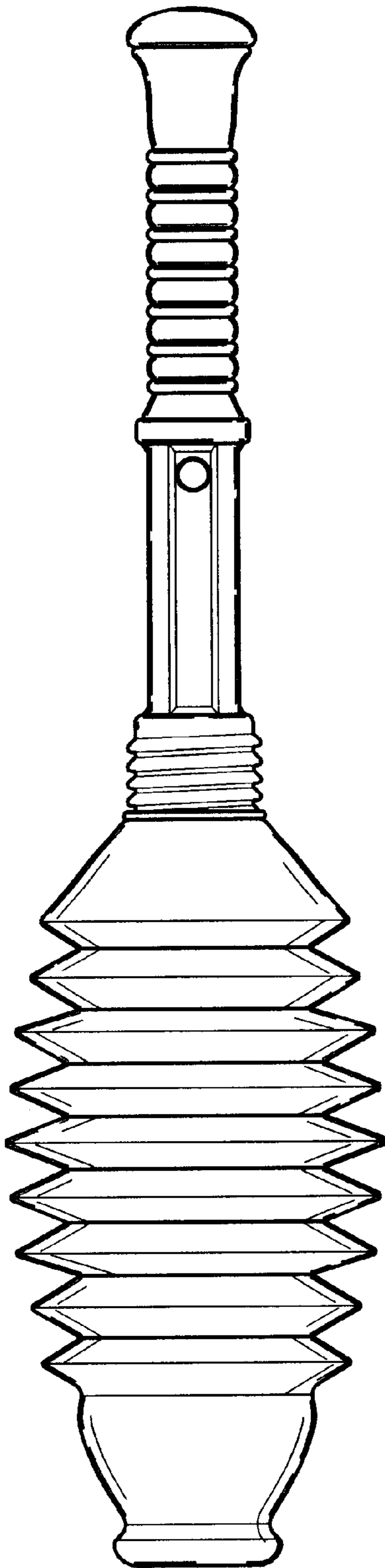


FIG. 6




FIG. 7