



US00D454665S

(12) **United States Design Patent**
Look

(10) **Patent No.: US D454,665 S**

(45) **Date of Patent: ** *Mar. 19, 2002**

(54) **COMBINED MULTI-COMPOSITION STICK PRODUCT, SUCH AS LIP BALM, SUN SCREEN, DEODORANT, OR GLUE STICK AND CONTAINER THEREFOR**

(75) **Inventor: Jee Loon Look, Mechanicsville, VA (US)**

(73) **Assignee: American Home Products Corporation, Madison, NJ (US)**

(*) **Notice:** This patent is subject to a terminal disclaimer.

(**) **Term: 14 Years**

(21) **Appl. No.: 29/124,203**

(22) **Filed: Jun. 1, 2000**

(51) **LOC (7) Cl. 28-03**

(52) **U.S. Cl. D28/77; D28/76; D28/88; D19/66**

(58) **Field of Search** D28/4, 7, 8.1, D28/8, 2, 76, 77, 85-90; D9/307, 329, 338; D19/36, 41, 42, 46, 47-51, 53-55, 66, 70, 71; D18/14-16, 18; D26/6, 7; D1/100, 102, 104, 106, 127, 130, 199; 132/317, 318, 320; 206/385, 581, 457; 401/19, 23, 25, 34, 35, 49, 55-98, 170-182, 196, 198-207, 261-267; 424/63-5, 10.3, 10.32, 48, 49, 400, 401, 440, DIG. 5; 514/948; 426/3-5, 87, 89, 91, 101, 103-105, 108, 111, 134, 249, 274, 284, 383, 512, 514-516; 264/267, 245, 177.11, 211.11; 510/143, 146, 440

(56) **References Cited**

U.S. PATENT DOCUMENTS

1,839,719 A * 1/1932 Walter 426/249

2,874,649 A * 2/1959 Pelletier 426/249
3,653,776 A * 4/1972 Geisel 401/86
3,850,183 A * 11/1974 Gruska 401/78
4,202,879 A * 5/1980 Shelton 424/66
4,291,018 A * 9/1981 Oeda et al. 424/64
D344,017 S * 2/1994 Lang et al. D9/338
5,733,058 A * 3/1998 Hofmann 401/70
6,102,600 A * 8/2000 Bedol 401/88

OTHER PUBLICATIONS

Hornung, Clarence P. Handbook of Designs and Devices. (New York: Dover Publications, Inc. 1959) p. 25: shape # 221.*

* cited by examiner

Primary Examiner—Ted Shooman

Assistant Examiner—C Tuttle

(74) *Attorney, Agent, or Firm*—Steven H. Flynn

(57) **CLAIM**

The ornamental design for a combined multi-composition stick product, such as lip balm, sun screen, deodorant, or glue stick and container therefor, as shown and described.

DESCRIPTION

FIG. 1 is a perspective view showing my new design; FIG. 2 is a front view thereof, the rear, left-side and right-side views being the same; FIG. 3 is a top view thereof; FIG. 4 is a bottom view thereof; and, FIG. 5 is a cross-sectional view taken along lines 5—5 of FIG. 2 and looking in the direction of the arrows to show the multi-compositions of the stick product.

The broken line portions of the drawings are for illustrative purposes only, to show the environment of the design, and form no part of the claimed design.

1 Claim, 1 Drawing Sheet




FIG. 1

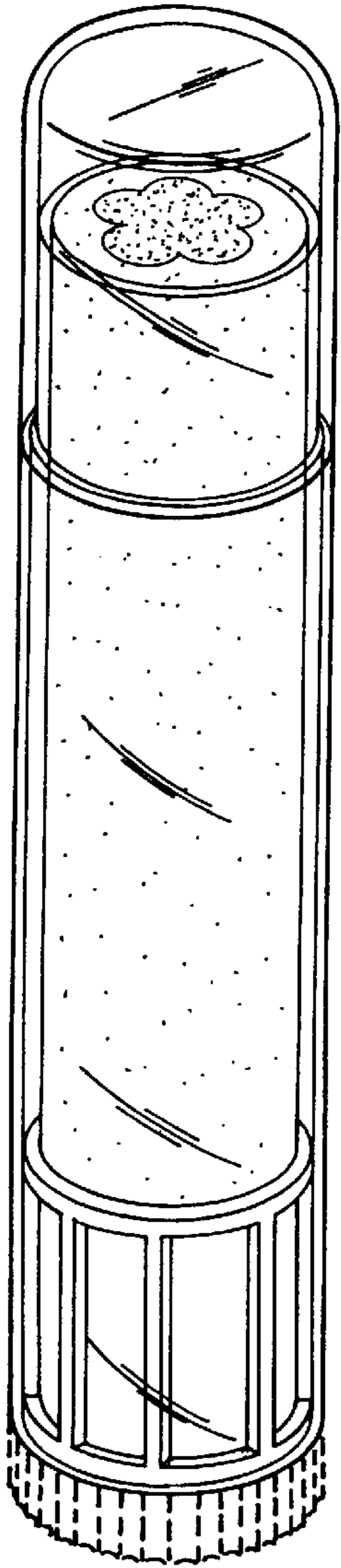


FIG. 2

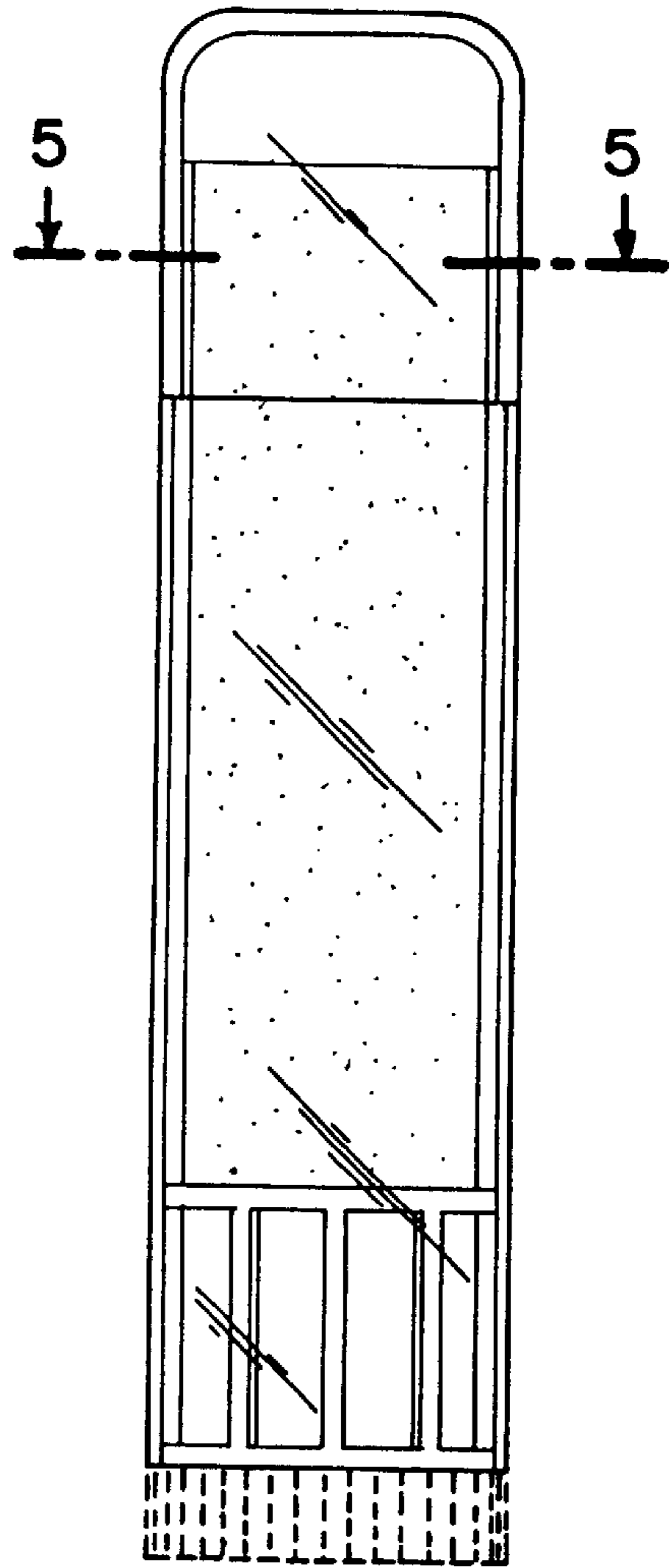


FIG. 3

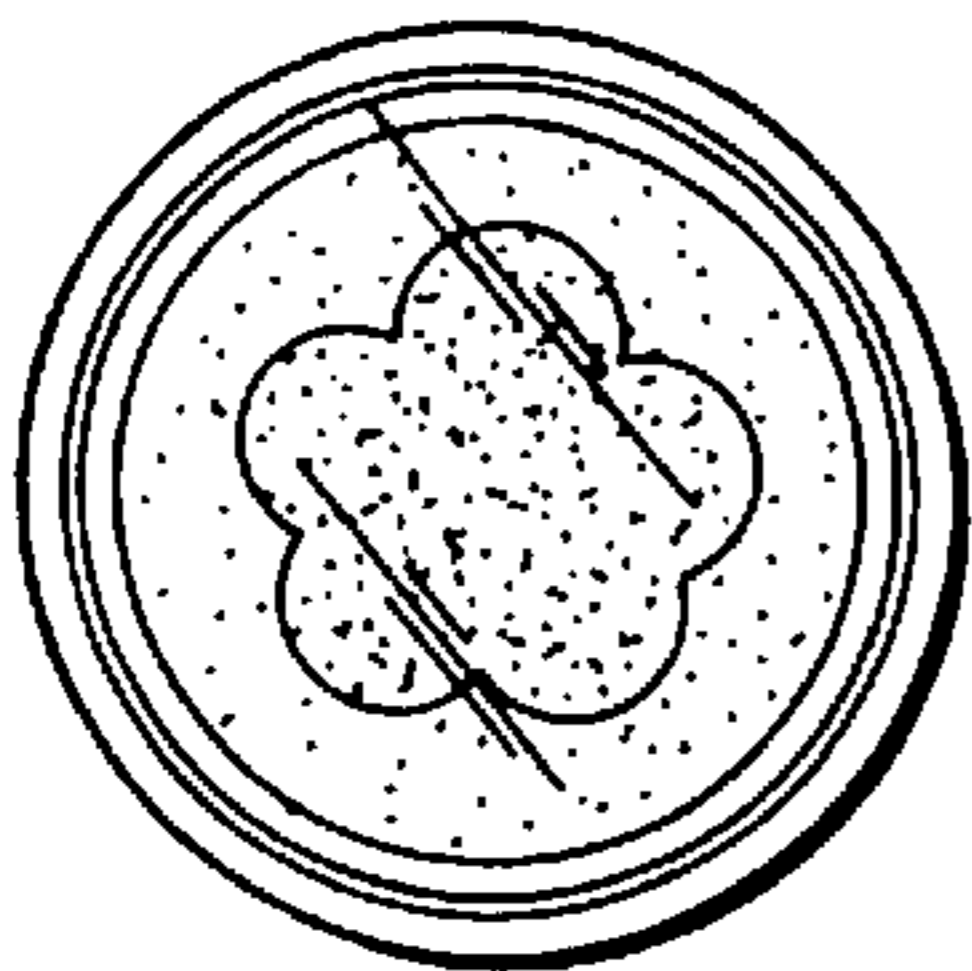


FIG. 4




FIG. 5

