



US00D454663S

(12) **United States Design Patent**  
**Look**

(10) **Patent No.:** **US D454,663 S**

(45) **Date of Patent:** **\*\* Mar. 19, 2002**

(54) **COMBINED MULTI-COMPOSITION STICK PRODUCT, SUCH AS LIP BALM, SUN SCREEN, DEODORANT, OR GLUE STICK AND CONTAINER THEREFOR**

(75) **Inventor:** **Jee Loon Look**, Mechanicsville, VA (US)

(73) **Assignee:** **American Home Products Corporation**, Madison, NJ (US)

(\* ) **Notice:** This patent is subject to a terminal disclaimer.

(\*\*) **Term:** **14 Years**

(21) **Appl. No.:** **29/124,167**

(22) **Filed:** **Jun. 1, 2000**

(51) **LOC (7) Cl.** ..... **28-03**

(52) **U.S. Cl.** ..... **D28/77; D28/76; D28/88; D19/66**

(58) **Field of Search** ..... D28/4, 7, 8.1, D28/8, 2, 76, 77, 85-90; D9/307, 329, 338; D19/36, 41, 42, 46, 47-51, 53-55, 66, 70, 71; D18/14-16, 18; D26/6, 7; D1/100, 102, 104, 106, 127, 130, 199; 132/317, 318, 320; 206/385, 581, 457; 401/19, 23, 25, 34, 35, 49, 55-98, 170-182, 196, 198-207, 261-267; 424/63-5, 10.3, 10.32, 48, 49, 400, 401, 440, DIG. 5; 514/948; 426/3-5, 87, 89, 91, 101, 103-105, 108, 111, 134, 249, 274, 284, 383, 512, 514-516; 264/267, 245, 177.11, 211.11; 510/143, 146, 440

(56) **References Cited**

**U.S. PATENT DOCUMENTS**

2,174,779 A \* 10/1939 Delorme ..... 425/131.1

2,874,649 A	*	2/1959	Pelletier	.....	426/249
3,653,776 A	*	4/1972	Geisel	.....	401/86
3,850,183 A	*	11/1974	Gruska	.....	401/78
4,202,879 A	*	5/1980	Shelton	.....	424/66
4,291,018 A	*	9/1981	Oeda et al.	.....	424/64
4,924,773 A	*	5/1990	Gwilliam	.....	101/327
D344,017 S	*	2/1994	Lang et al.	.....	D9/338
5,733,058 A	*	3/1998	Hofmann	.....	401/70
6,102,600 A	*	8/2000	Bedol	.....	401/88

\* cited by examiner

*Primary Examiner*—Ted Shooman

*Assistant Examiner*—C Tuttle

(74) *Attorney, Agent, or Firm*—Steven H. Flynn

(57) **CLAIM**

The ornamental design for a combined multi-composition stick product, such as lip balm, sun screen, deodorant, or glue stick and container therefor, as shown and described.

**DESCRIPTION**

FIG. 1 is a perspective view showing my new design;

FIG. 2 is a front view thereof, the rear, left-side and right-side views being the same;

FIG. 3 is a top view thereof;

FIG. 4 is a bottom view thereof; and,

FIG. 5 is a cross-sectional view taken along lines 5—5 of FIG. 2 and looking in the direction of the arrows to show the multi-compositions of the stick product.

The broken line portions of the drawings are for illustrative purposes only, to show the environment of the design, and form no part of the claimed design.

**1 Claim, 1 Drawing Sheet**




FIG. 1

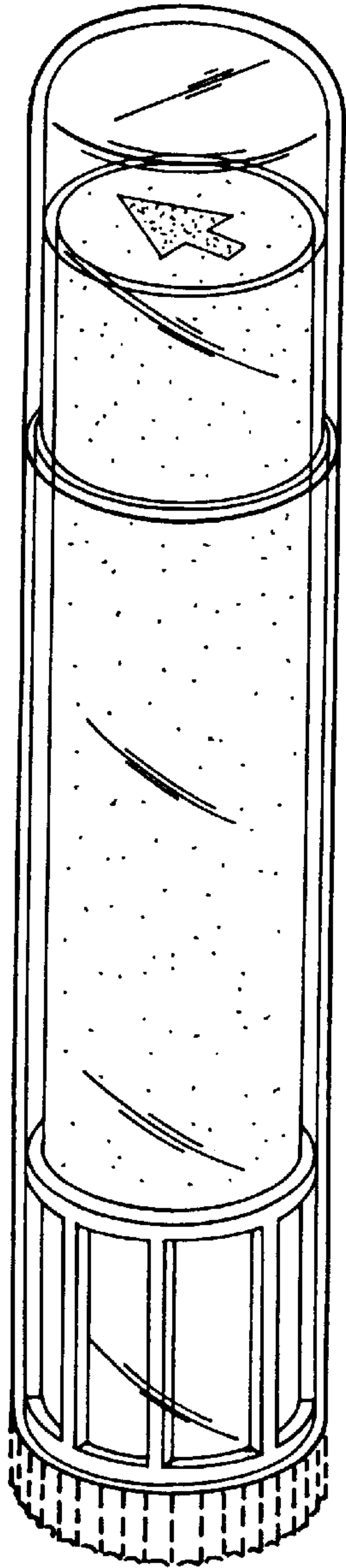


FIG. 2

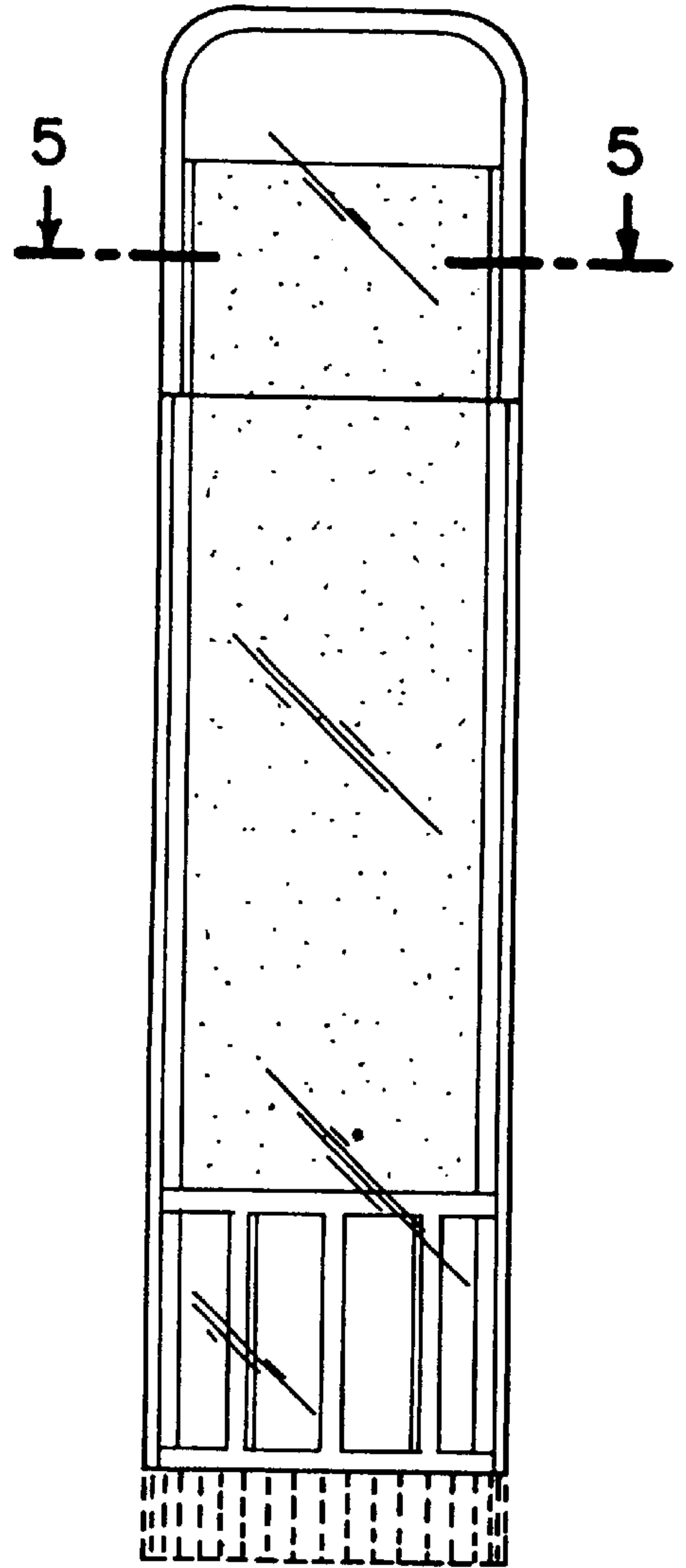


FIG. 3

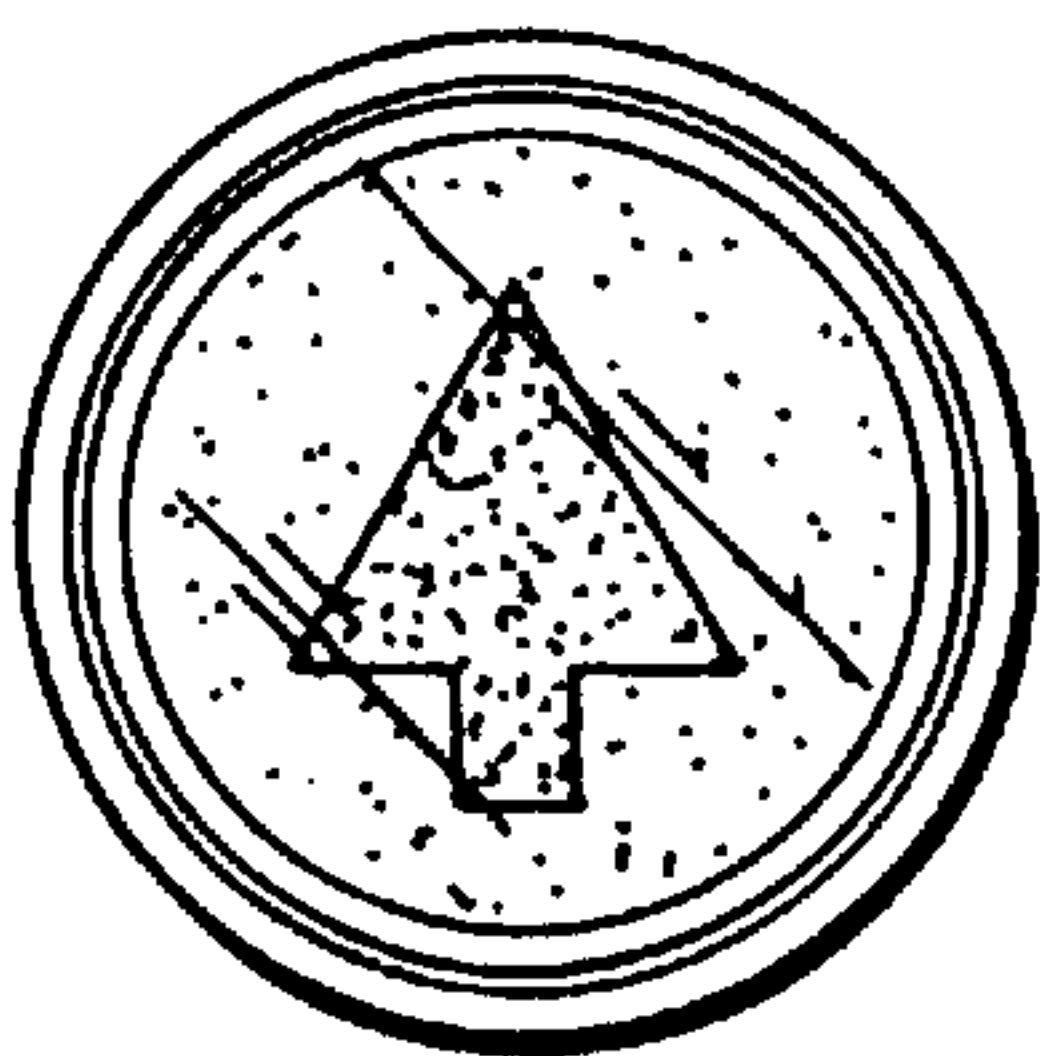


FIG. 4




FIG. 5

