



US00D454662S

(12) **United States Design Patent**
Look

(10) **Patent No.: US D454,662 S**

(45) **Date of Patent: ** Mar. 19, 2002**

(54) **COMBINED MULTI-COMPOSITION STICK PRODUCT, SUCH AS LIP BALM, SUN SCREEN, DEODORANT, OR GLUE STICK AND CONTAINER THEREFOR**

(75) Inventor: **Jee Loon Look**, Mechanicsville, VA (US)

(73) Assignee: **American Home Products Corporation**, Madison, NJ (US)

(*) Notice: This patent is subject to a terminal disclaimer.

(**) Term: **14 Years**

(21) Appl. No.: **29/124,159**

(22) Filed: **Jun. 1, 2000**

(51) **LOC (7) Cl. 28-03**

(52) **U.S. Cl. D28/77; D28/76; D28/88; D19/66**

(58) **Field of Search** D28/4, 7, 8.1, D28/8, 2, 76, 77, 85-90; D9/307, 329, 338; D19/36, 41, 42, 46, 47-51, 53-55, 66, 70, 71; D18/14-16, 18; D26/6, 7; D1/100, 102, 104, 106, 127, 130, 199; 132/317, 318, 320; 206/385, 581, 457; 401/19, 23, 25, 34, 35, 49, 55-98, 170-182, 196, 198-207, 261-267; 424/63-5, 10.3, 10.32, 48, 49, 400, 401, 440, DIG. 5; 514/948; 426/3-5, 87, 89, 91, 101, 103-105, 108, 111, 134, 249, 274, 284, 383, 512, 514-516; 264/267, 245, 177.11, 211.11; 510/143, 146, 440

(56) **References Cited**

U.S. PATENT DOCUMENTS

D94,875 S * 3/1935 Christy D28/85

D131,684 S * 3/1942 Feinberg et al. D9/314 X
2,566,722 A * 9/1951 Friedberg 424/64
2,874,649 A * 2/1959 Pelletier 426/249
4,202,879 A * 5/1980 Shelton 424/66
D344,017 S * 2/1994 Lang et al. D9/338
5,733,058 A * 3/1998 Hofmann 401/70
6,102,600 A * 8/2000 Bedol 401/88

OTHER PUBLICATIONS

Hora, et al. Design Elements 2—A Visual Reference. New York: Art Direction Book Company 1981. p. 83: element at top & center of page.*

Drug & Cosmetic Industry (D&CI), Jun. 1983, p. 56: lipstick case to right of center.*

* cited by examiner

Primary Examiner—Ted Shooman

Assistant Examiner—C. Tuttle

(74) *Attorney, Agent, or Firm*—Steven H. Flynn

(57) **CLAIM**

The ornamental design for a combined multi-composition stick product, such as lip balm, sun screen, deodorant, or glue stick and container therefor, as shown and described.

DESCRIPTION

FIG. 1 is a perspective view showing my new design; FIG. 2 is a front view thereof, the rear, left-side and right-side views being the same; FIG. 3 is a top view thereof; FIG. 4 is a bottom view thereof; and, FIG. 5 is a cross-sectional view taken along lines 5—5 of FIG. 2 and looking in the direction of the arrows to show the multi-compositions of the stick product.

The broken line portions of the drawings are for illustrative purposes only, to show the environment of the design, and form no part of the claimed design.

1 Claim, 1 Drawing Sheet




FIG. 1

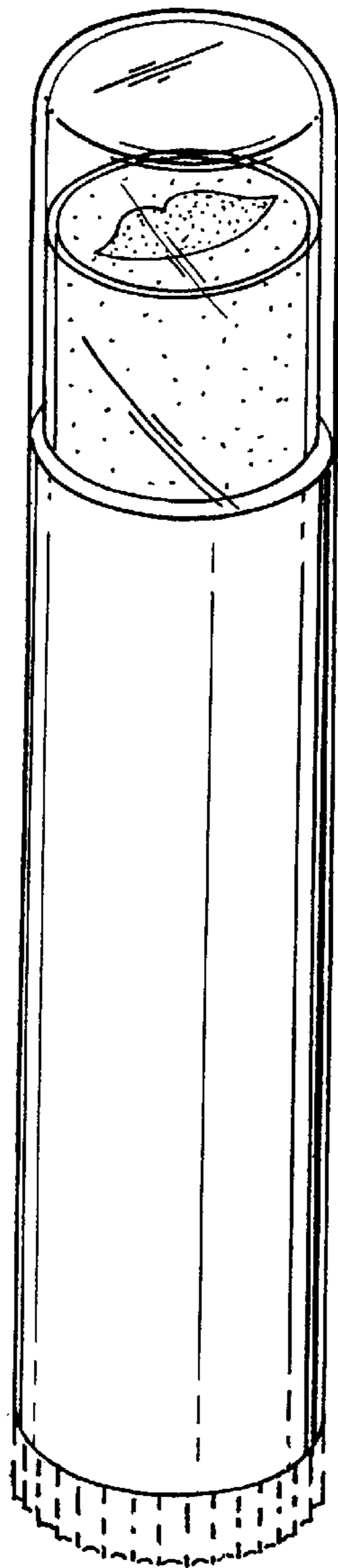


FIG. 2

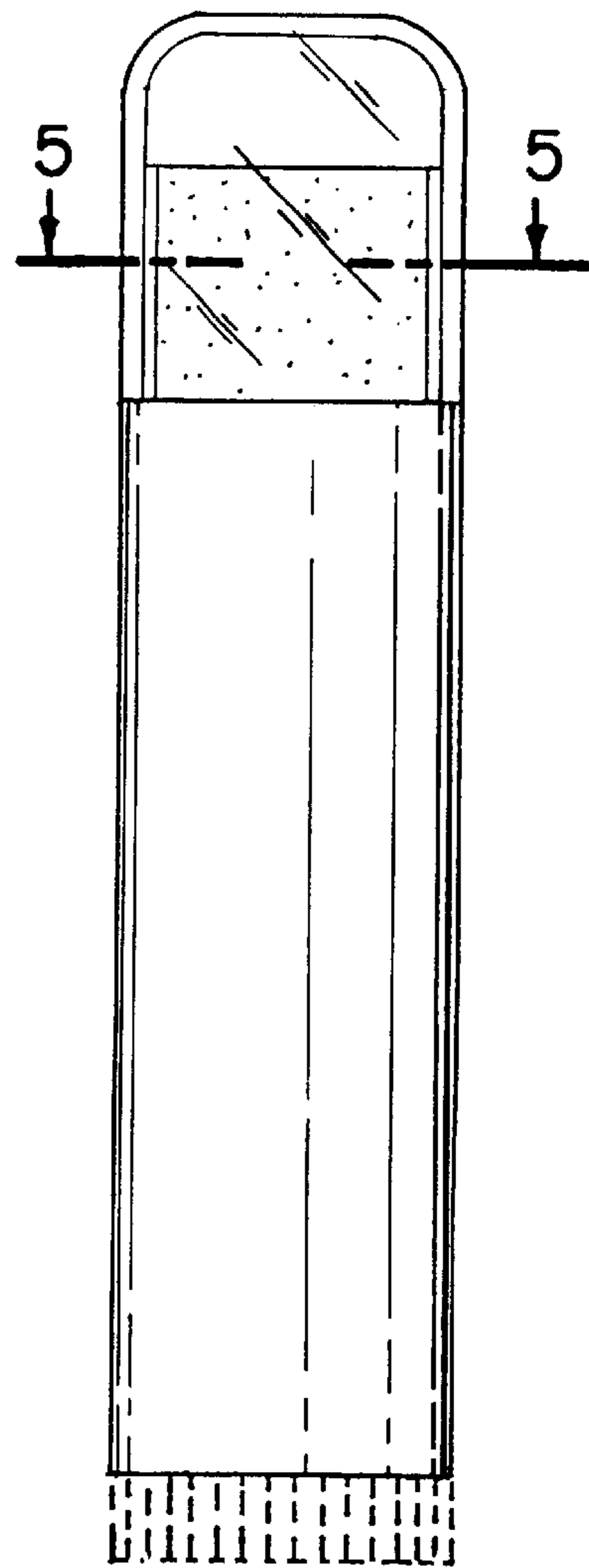


FIG. 3

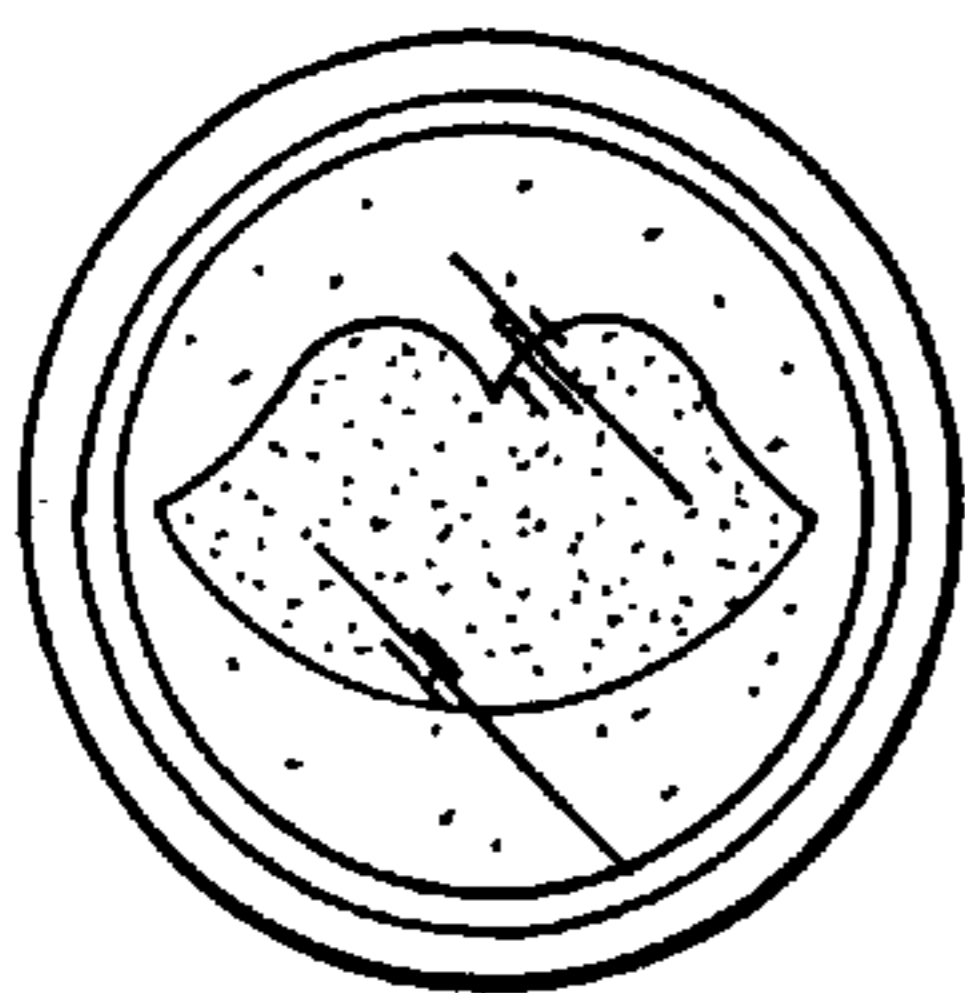


FIG. 4

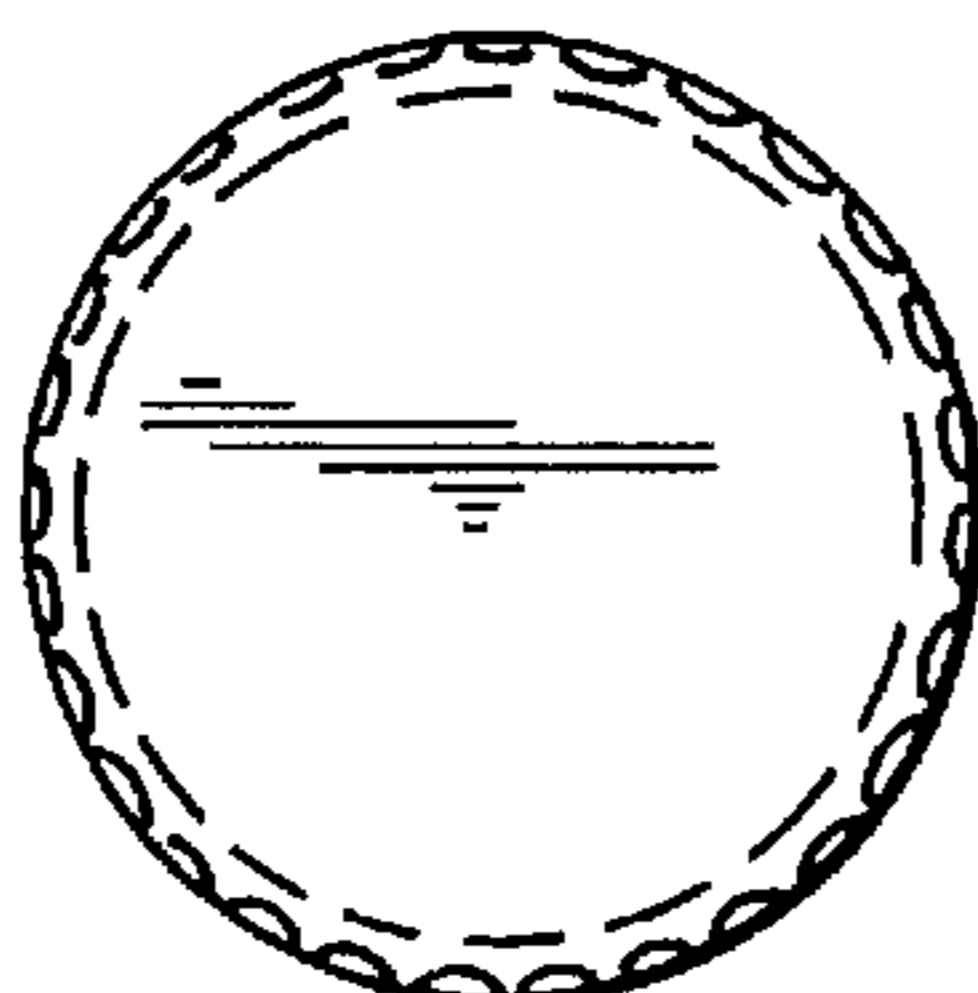


FIG. 5

