

US00D454660S

(12) **United States Design Patent**
Peterson

(10) **Patent No.:** **US D454,660 S**

(45) **Date of Patent:** **** Mar. 19, 2002**

(54) **LOOFAH SPONGE WITH ATTACHED ADJUSTABLE STRAPS**

(76) **Inventor:** **Robert G. Peterson**, 4131 Geneva, No. 116, Oakdale, MN (US) 55128

(**) **Term:** **14 Years**

(21) **Appl. No.:** **29/135,919**

(22) **Filed:** **Jan. 19, 2001**

(51) **LOC (7) Cl.** **28-03**

(52) **U.S. Cl.** **D28/63**

(58) **Field of Search** D28/63; D32/40, D32/52; 15/208, 209.1, 210.1, 222, 229.11, 229.13, 244.1; 401/8; 601/136-138

(56) **References Cited**

U.S. PATENT DOCUMENTS

1,598,574	A	*	8/1926	Gibson	401/8
3,024,486	A	*	3/1962	Naugle	15/222
3,936,198	A	*	2/1976	Martin	401/8
4,126,401	A		11/1978	Stoyshin		
4,196,490	A	*	4/1980	Jonzon	15/222
4,381,766	A		5/1983	Avolio		
D274,957	S		8/1984	Gomez		

D307,077	S		4/1990	Bryant		
4,974,279	A		12/1990	Mathison		
5,500,972	A		3/1996	Foster		
5,555,591	A	*	9/1996	Chang	15/210.1
5,588,160	A		12/1996	Nichols		
5,692,261	A		12/1997	Lops		
5,875,511	A		3/1999	Nejdl		

* cited by examiner

Primary Examiner—Alan P. Douglas

Assistant Examiner—Lavone Tabor

(74) *Attorney, Agent, or Firm*—John D. Gugliotta

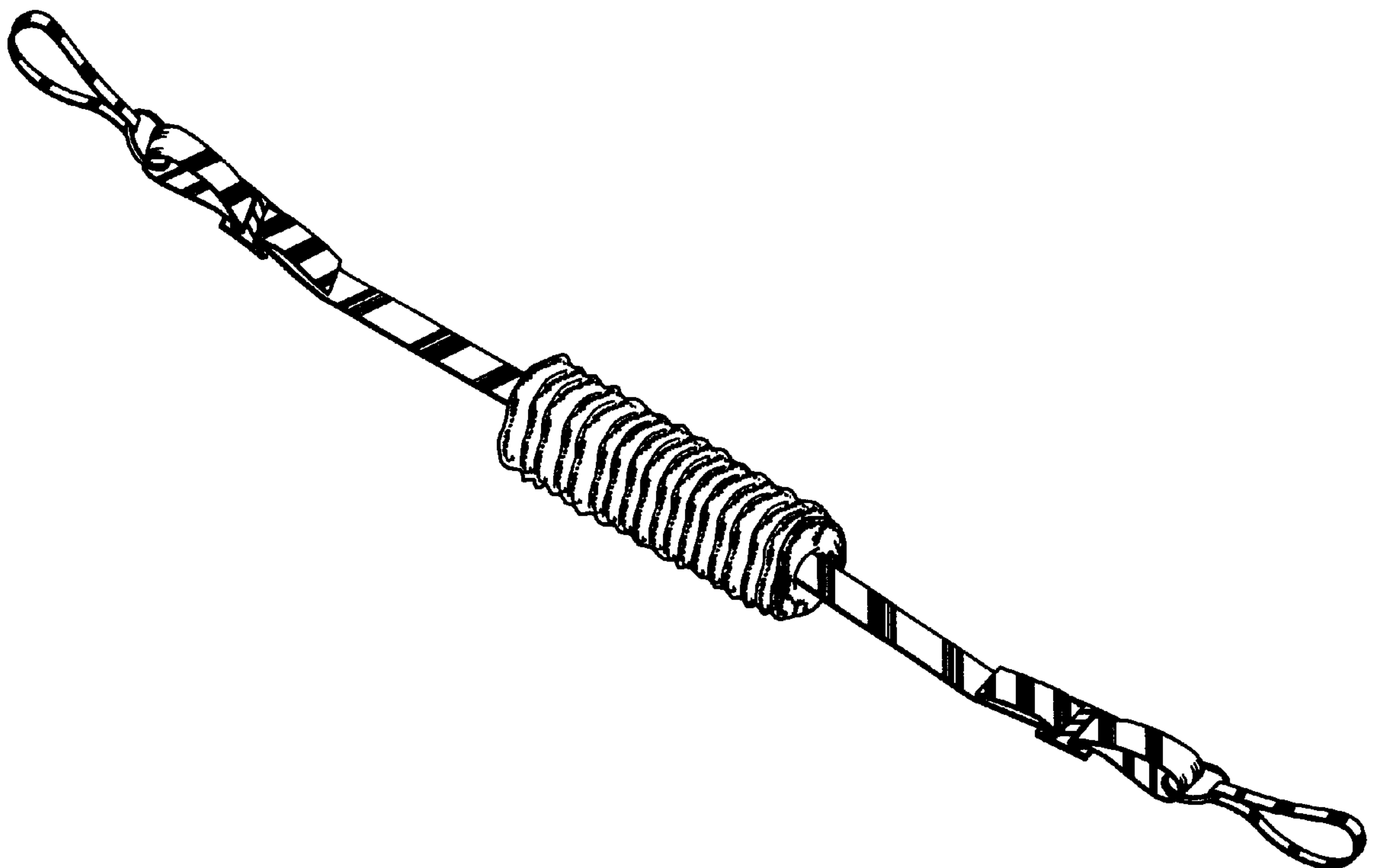
(57) **CLAIM**

The ornamental design for a loofah sponge with attached adjustable straps, as shown and described.

DESCRIPTION

FIG. 1 is a perspective view of the loofah sponge with attached adjustable straps showing my new design; FIG. 2 is a front elevational view thereof; FIG. 3 is a back elevational view thereof; FIG. 4 is a top plan view; and, FIG. 5 is an enlarged left side elevational view thereof, the opposite side being a mirror image thereof.

1 Claim, 2 Drawing Sheets



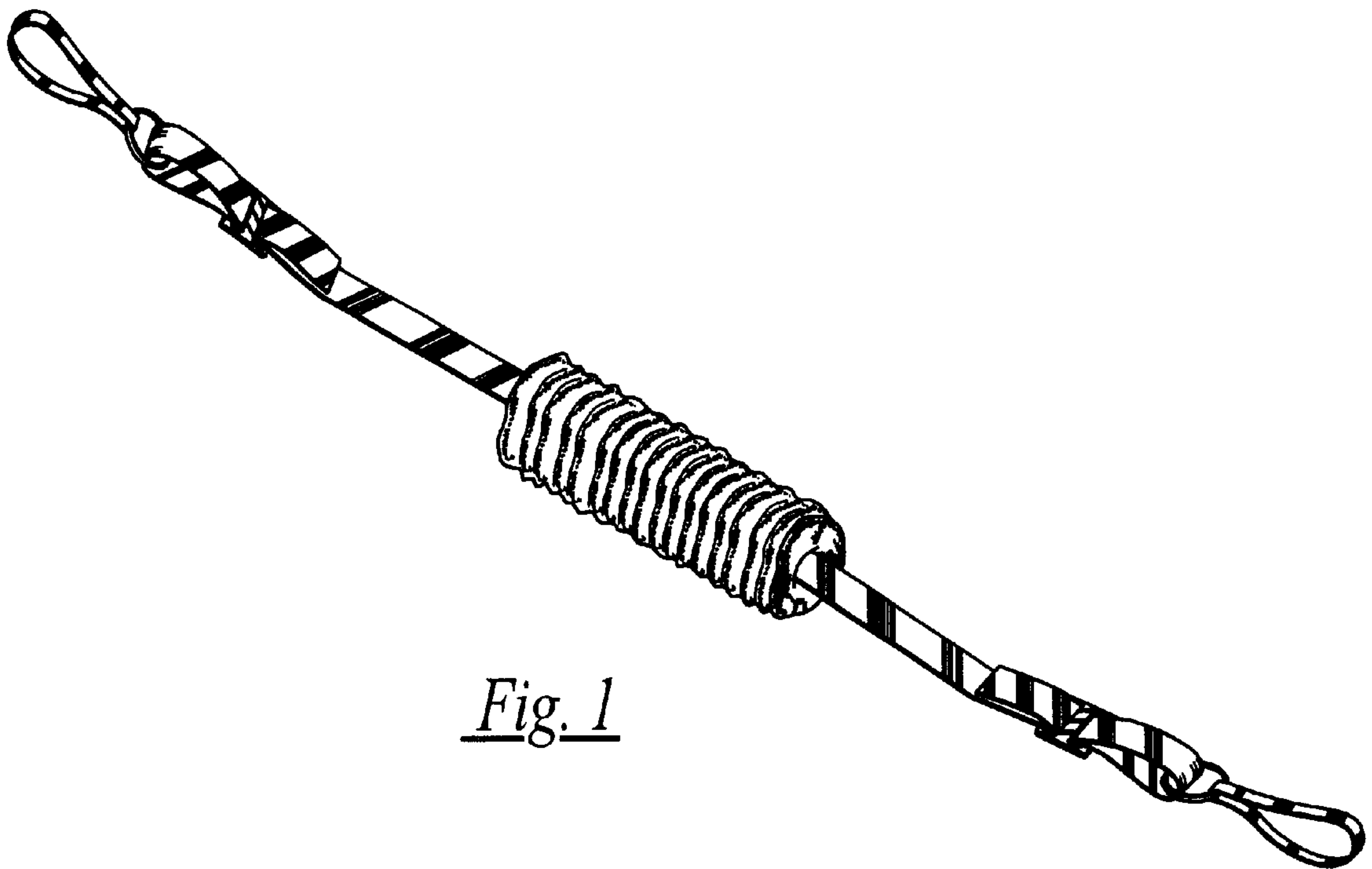


Fig. 1



Fig. 2



Fig. 3



Fig. 4

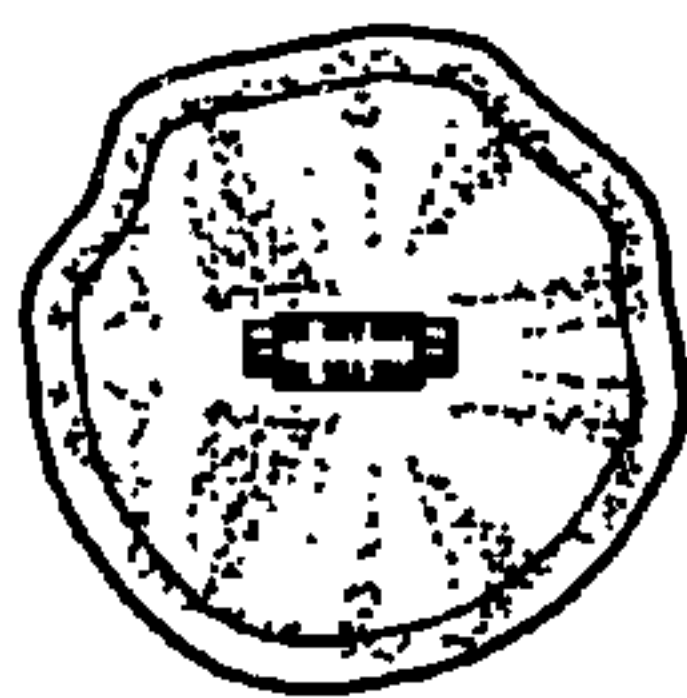


Fig. 5