



US00D454659S

(12) **United States Design Patent**
Rabizadeh et al.

(10) **Patent No.:** **US D454,659 S**
(45) **Date of Patent:** **** Mar. 19, 2002**

(54) **NAIL FILE**

(76) Inventors: **Michael Masoud Rabizadeh**, 22996
Caminto Regalo, Laguna Hills, CA (US)
92653; **Vahid Hamidi**, 17 Cayman
Brac, Aliso Viejo, CA (US) 92656

(**) Term: **14 Years**

(21) Appl. No.: **29/145,088**

(22) Filed: **Jul. 17, 2001**

(51) **LOC (7) Cl.** **28-03**

(52) **U.S. Cl.** **D28/59**

(58) **Field of Search** D28/56, 57, 59,
D28/65, 66, 68, 21, 30, 31, 45, 46, 48,
52; D8/90-94, 107, 98, 99, 101, DIG. 4,
DIG. 7; D3/208, 210; 132/73, 73.5, 75,
75.3, 75.4, 75.6, 76.2, 76.4, 76.5, 149;
451/523-525, 540, 913

(56) **References Cited**

U.S. PATENT DOCUMENTS

1,466,438 A * 8/1923 Landis 30/26
1,597,589 A * 8/1926 Ferrari 132/73.5
2,247,567 A * 7/1941 Wendell 132/75.6

D203,793 S * 2/1966 Leopoldi D28/59
D223,795 S * 6/1972 Covey D8/107
D435,935 S * 1/2001 Nobile et al. D28/48
D439,736 S * 4/2001 Krebs et al. D3/208

* cited by examiner

Primary Examiner—Ted Shooman
Assistant Examiner—C Tuttle

(57) **CLAIM**

The ornamental design for a nail file, as shown and described.

DESCRIPTION

FIG. 1 is a front and top perspective view of a nail file showing our new design; The ring in broken lines shown for illustrative purposes only and forms no part of the claimed design;

FIG. 2 is a rear view thereof;

FIG. 3 is a right side elevation view thereof;

FIG. 4 is a top plan view thereof; the bottom view being a mirror image;

FIG. 5 is a left side elevation view thereof; and,

FIG. 6 is a front elevation view thereof.

1 Claim, 1 Drawing Sheet

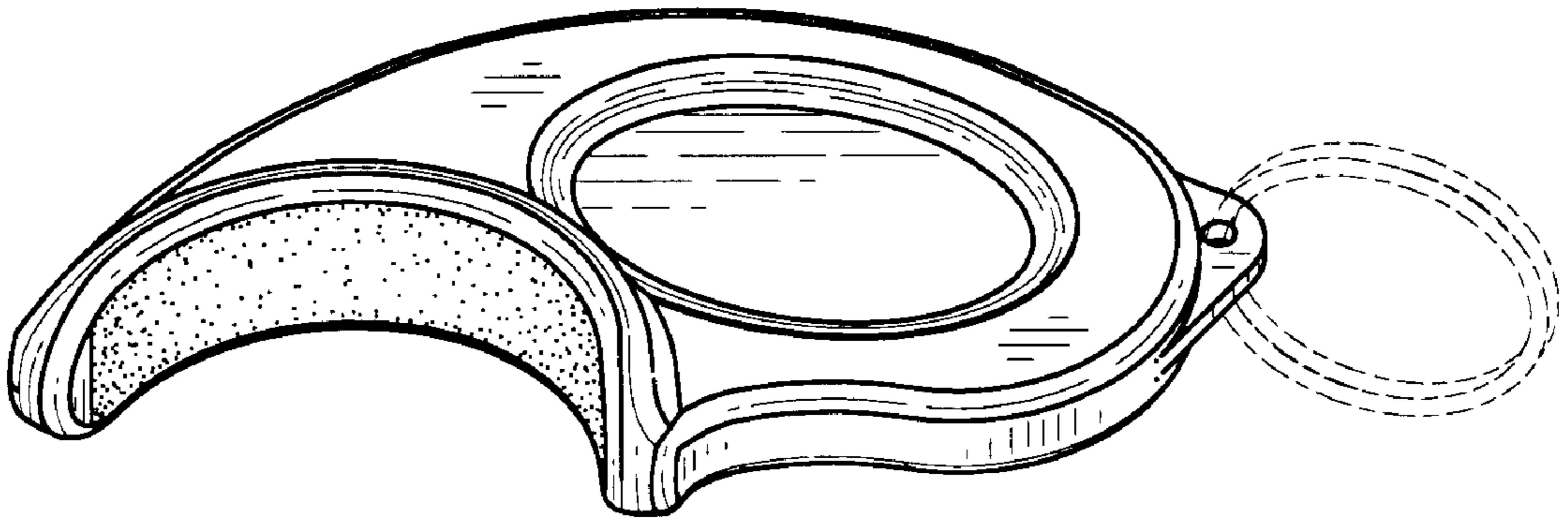


Fig. 1

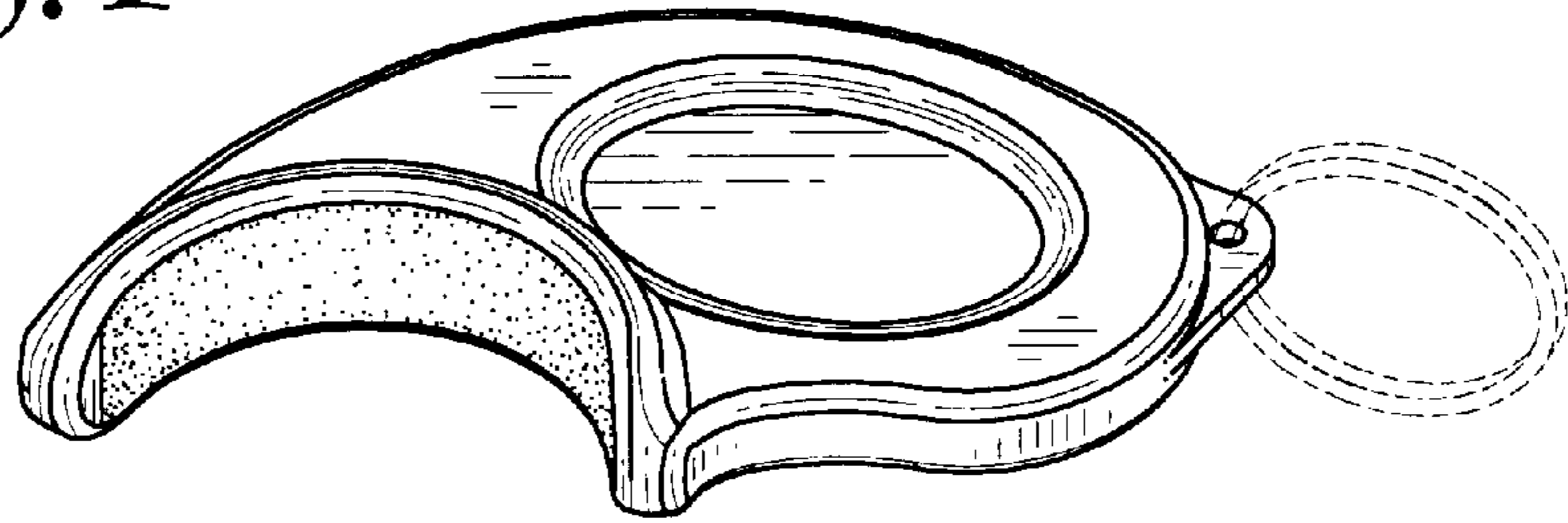


Fig. 2

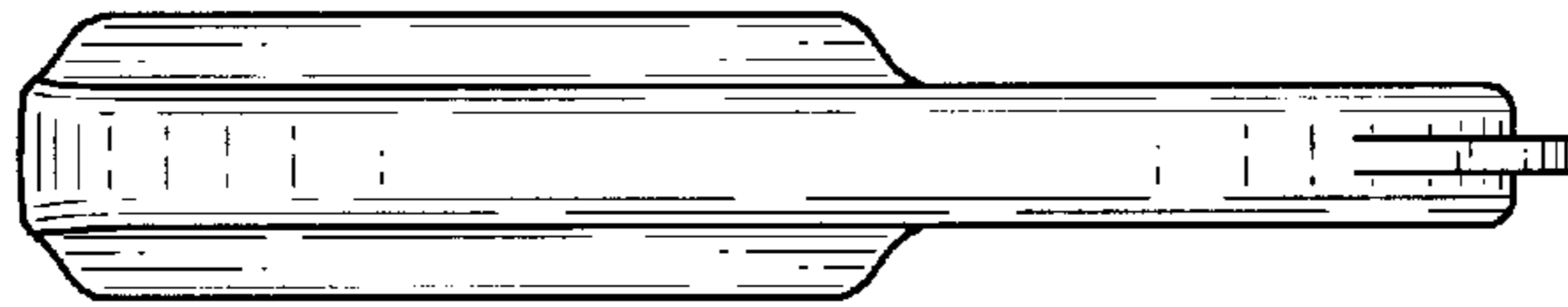


Fig. 3

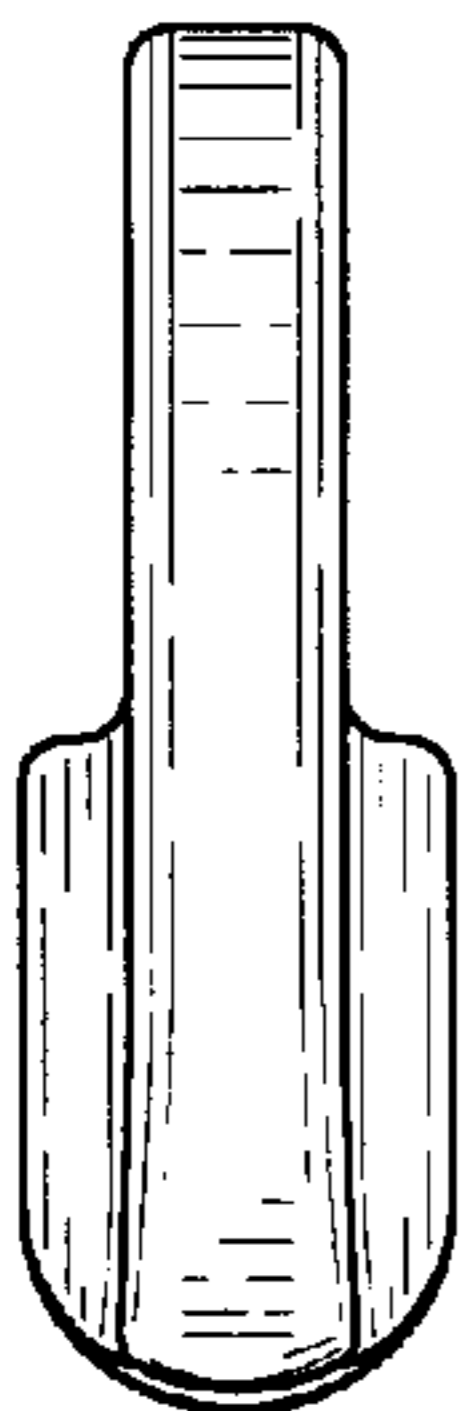


Fig. 4

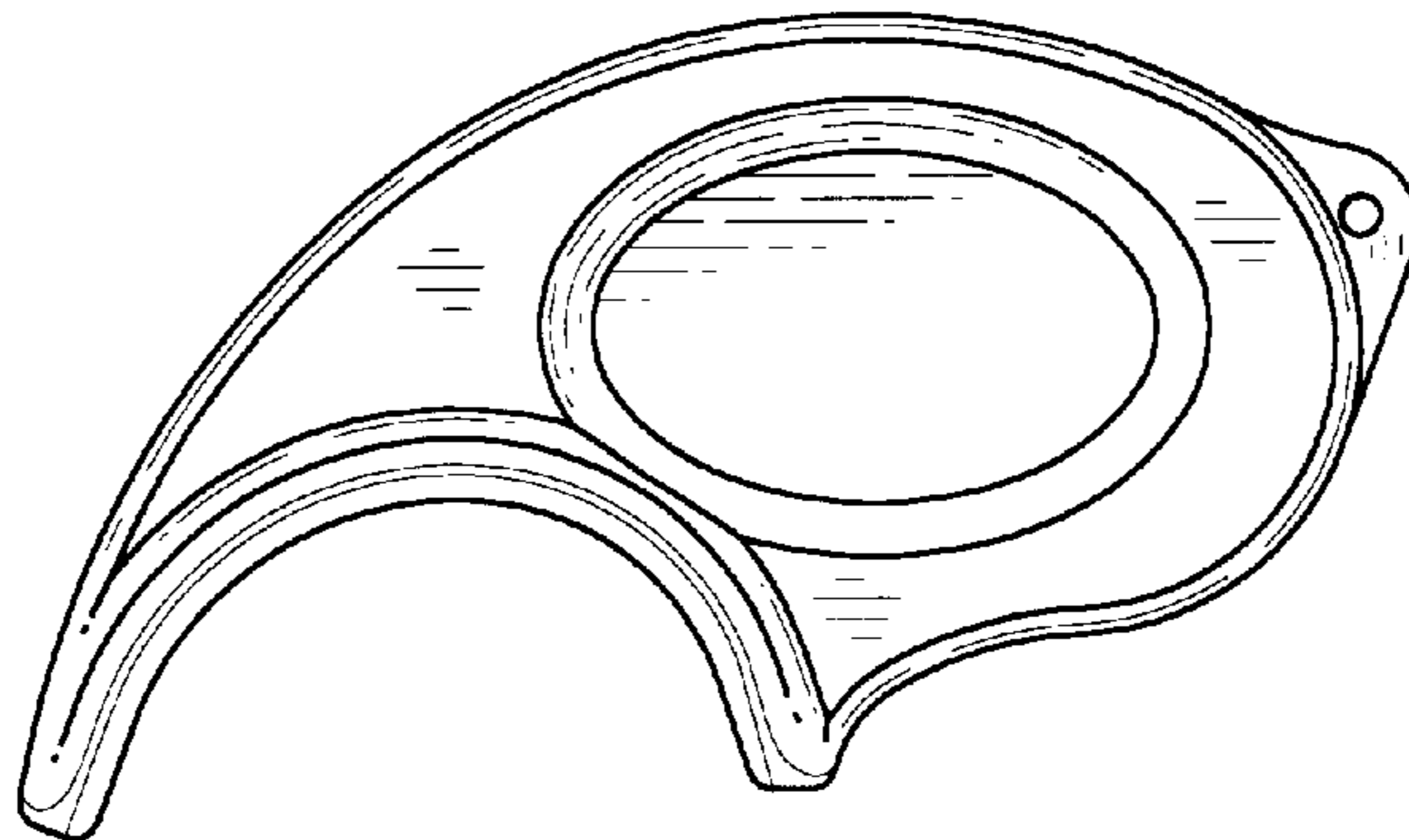


Fig. 5

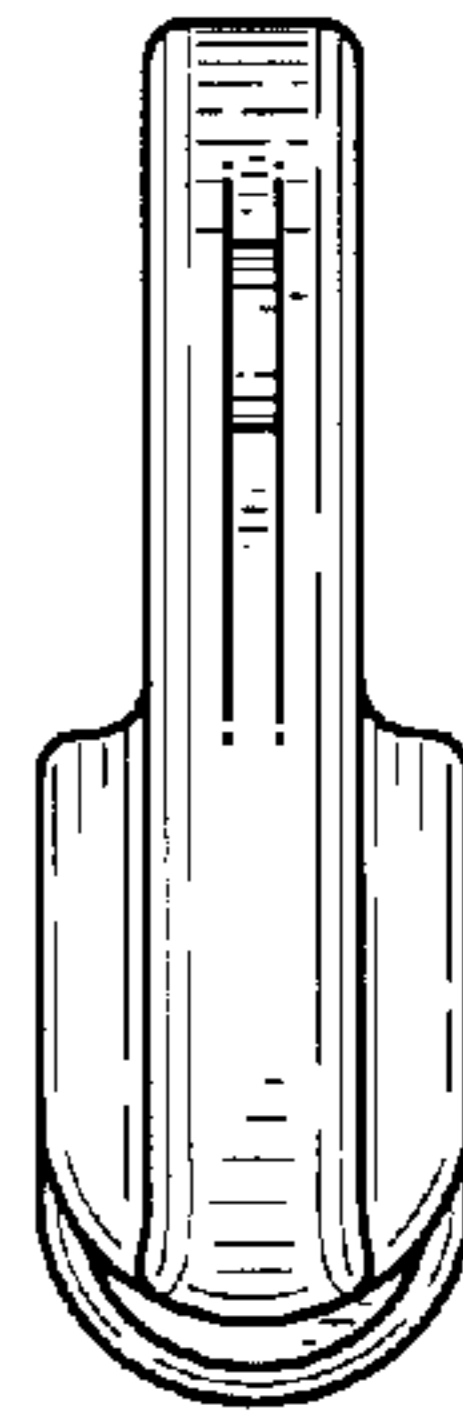


Fig. 6

