



US00D454653S

(12) **United States Design Patent** (10) **Patent No.:** **US D454,653 S**
De'Armond et al. (45) **Date of Patent:** **** Mar. 19, 2002**

(54) **LAMP HOUSING**

(75) Inventors: **Robert De'Armond**, Temecula;
Rolando Hidalgo, Orange, both of CA
(US)

(73) Assignee: **Minka Lighting, Inc.**, Corona, CA
(US)

(**) Term: **14 Years**

(21) Appl. No.: **29/140,770**

(22) Filed: **Apr. 23, 2001**

(51) **LOC (7) Cl.** **26-03**

(52) **U.S. Cl.** **D26/87**

(58) **Field of Search** D26/72, 80-92,
D26/67, 68, 143, 145, 147; 362/147, 432,
404-408, 362, 363, 367

(56) **References Cited**

U.S. PATENT DOCUMENTS

D62,542 S	*	6/1923	Andersen	D26/87
D72,714 S	*	5/1927	Lipschutz	D26/87
D74,305 S	*	1/1928	Horni	D26/87
D439,362 S	*	3/2001	Berry	D26/87

OTHER PUBLICATIONS

U.S. application No. 29/140,745, filed Apr. 23, 2001, Robert De'Armond et al.
U.S. application No. 29/140,747, filed Apr. 23, 2001, Robert De'Armond et al.
Minka Lighting, Inc.; The Great Outdoors by Minka-Lavery Two Thousand; Jun. 21, 2000; pp. 10, 11, 36, and 37; published in U.S.A.

Minka Lighting, Inc.; The Great Outdoors Collection of Outdoor Lighting Minka-Lavery; Jan. 29, 1999; p. 31; published in U.S.A.

* cited by examiner

Primary Examiner—Alan P. Douglas

Assistant Examiner—Clare E. Heflin

(74) *Attorney, Agent, or Firm*—Jenkins & Gilchrist, P.C.

(57) **CLAIM**

The ornamental design for the lamp housing, as shown and described.

DESCRIPTION

FIG. 1 is a side elevation view of the lamp housing in accordance with our design, illustrating a possible environment for the lamp;

FIG. 2 is a front elevation view of the lamp housing in accordance with our design;

FIG. 3 is a side elevation view of the lamp housing in accordance with our design;

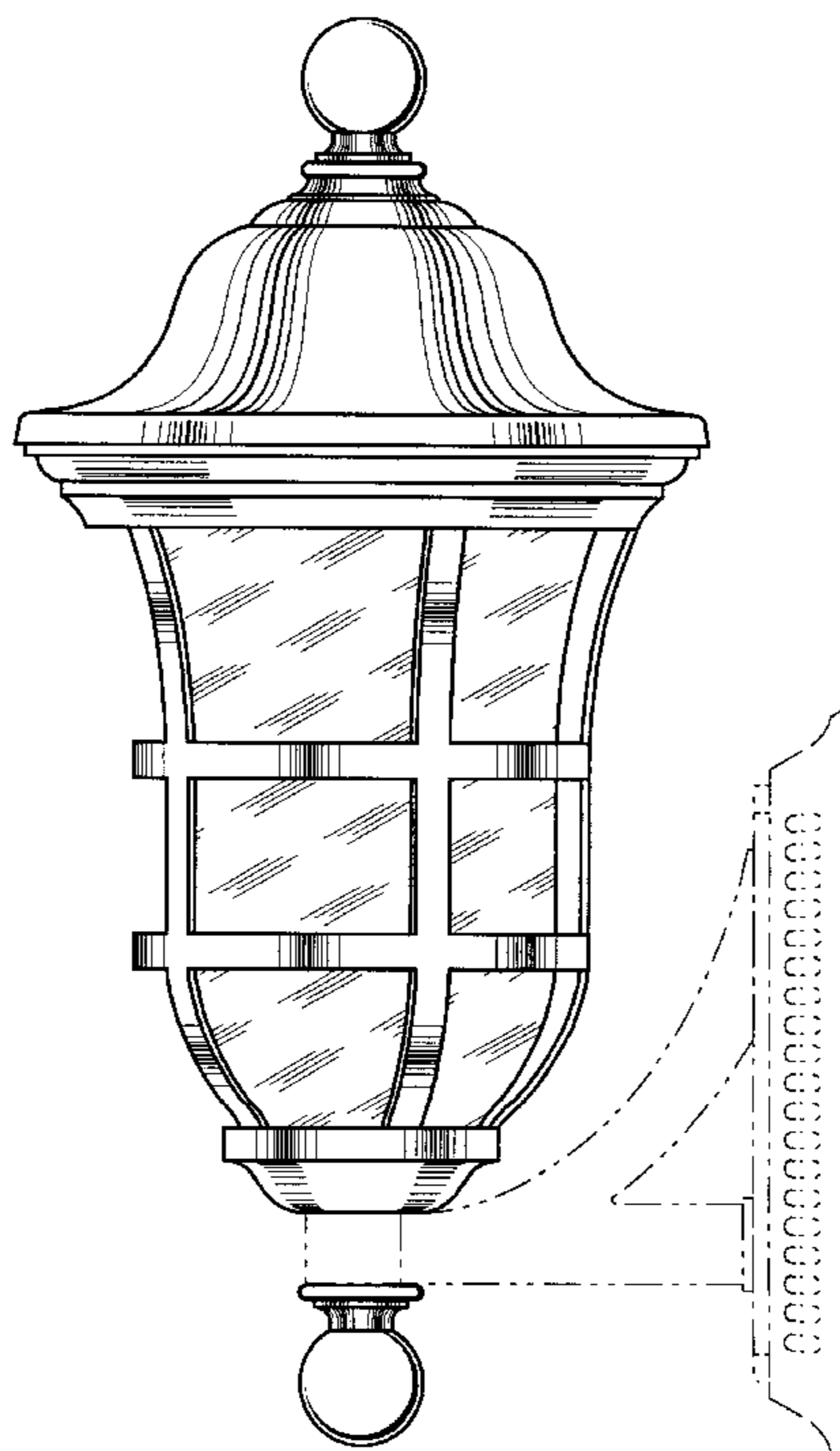
FIG. 4 illustrates the top plan view of the lamp housing in accordance with our design; and,

FIG. 5 illustrates the bottom plan view of the lamp housing in accordance with our design.

The right and left elevation views are symmetrical and the front and rear elevation views are symmetrical.

The broken line showing of environmental structure is for illustrative purposes only and forms no part of the claimed design.

1 Claim, 3 Drawing Sheets



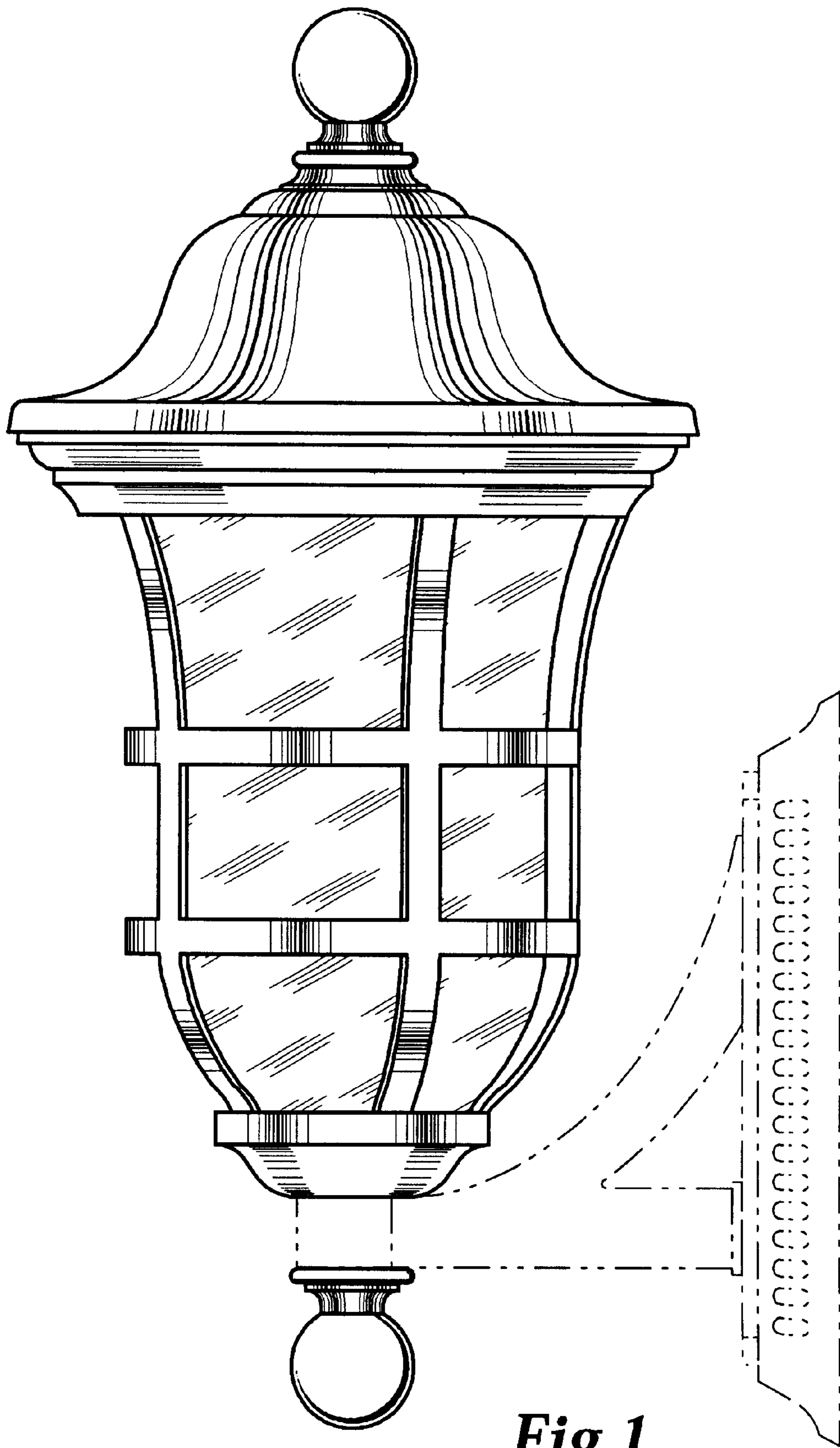


Fig. 1




Fig.2




Fig.3

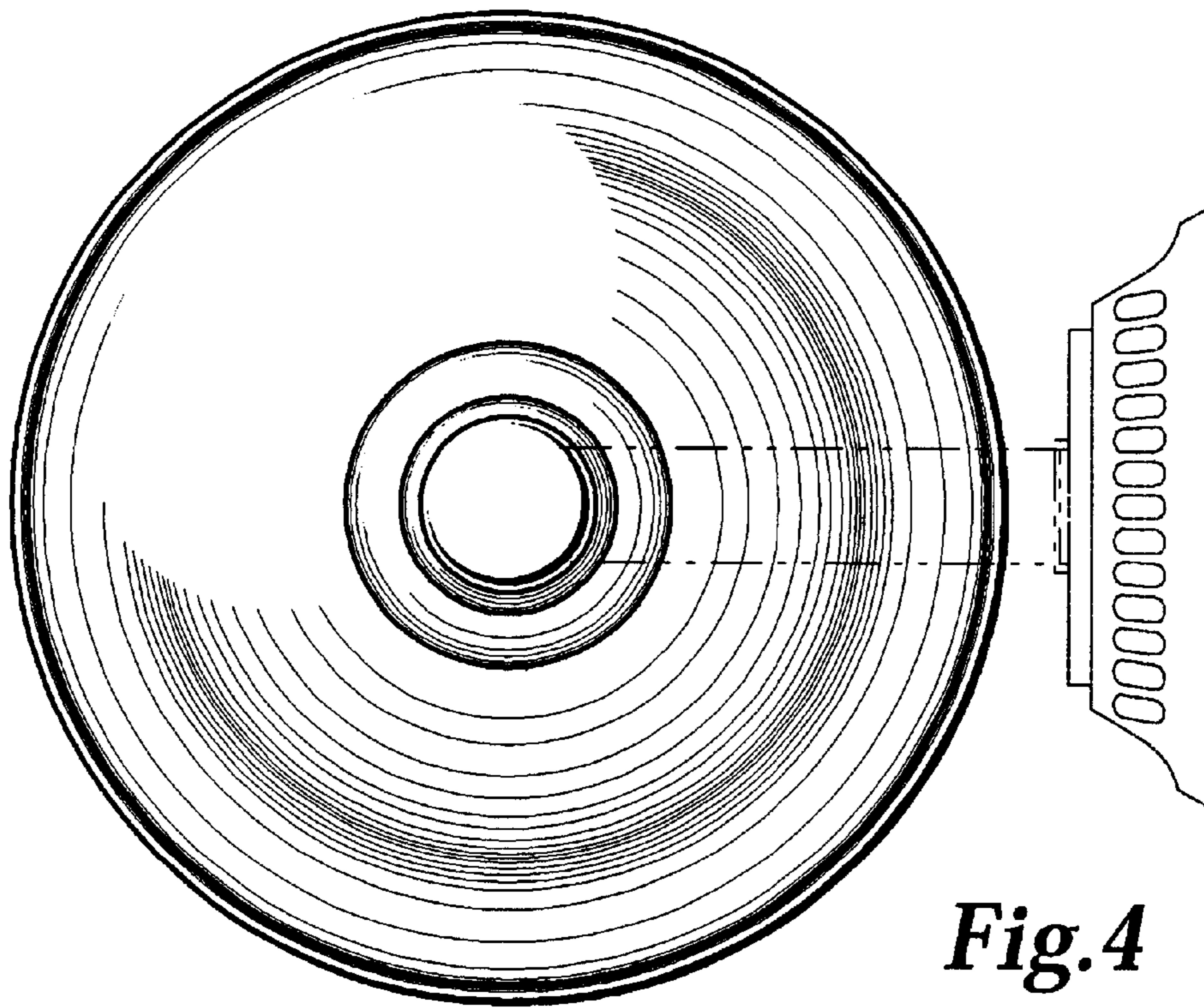


Fig. 4

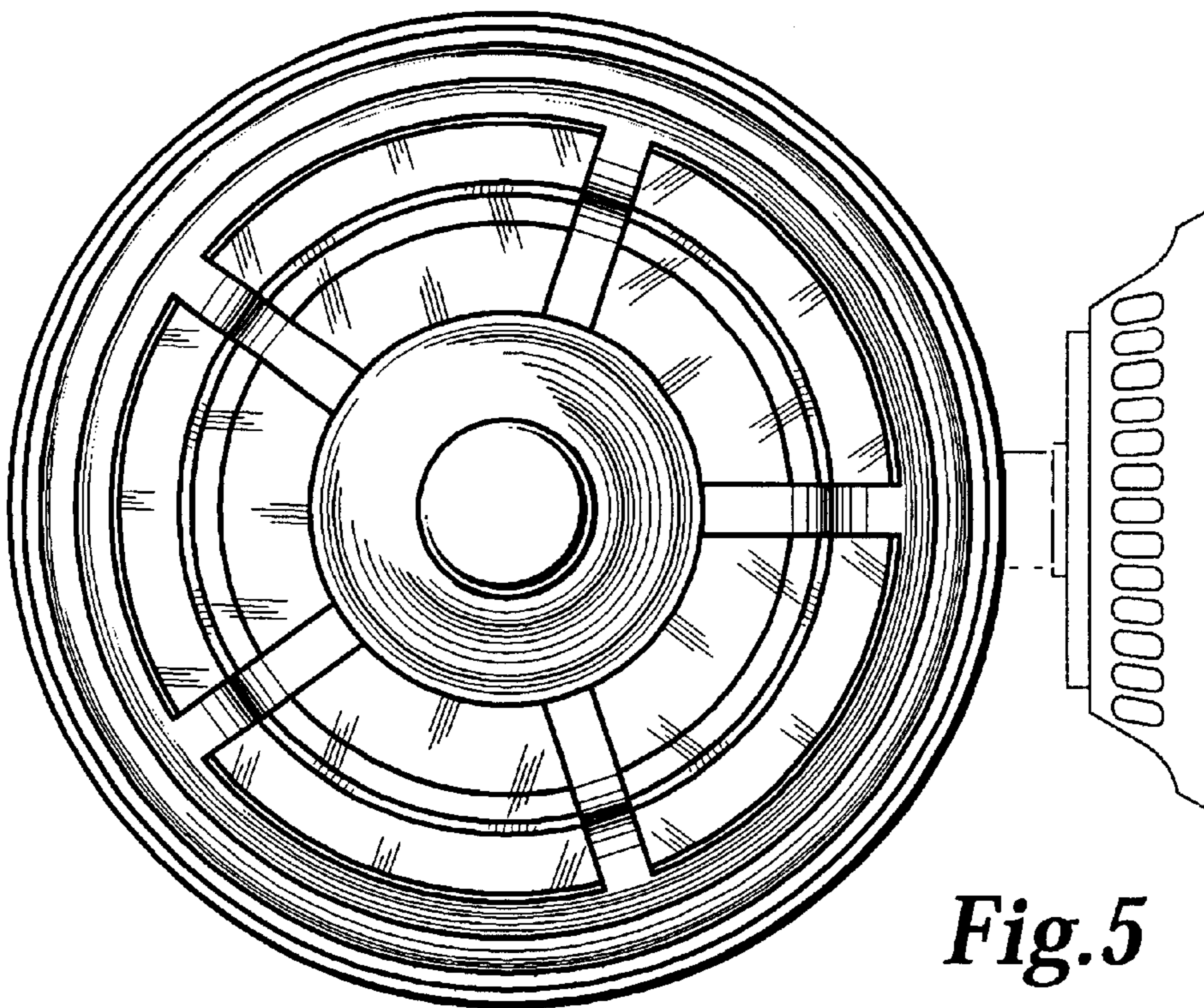


Fig. 5